

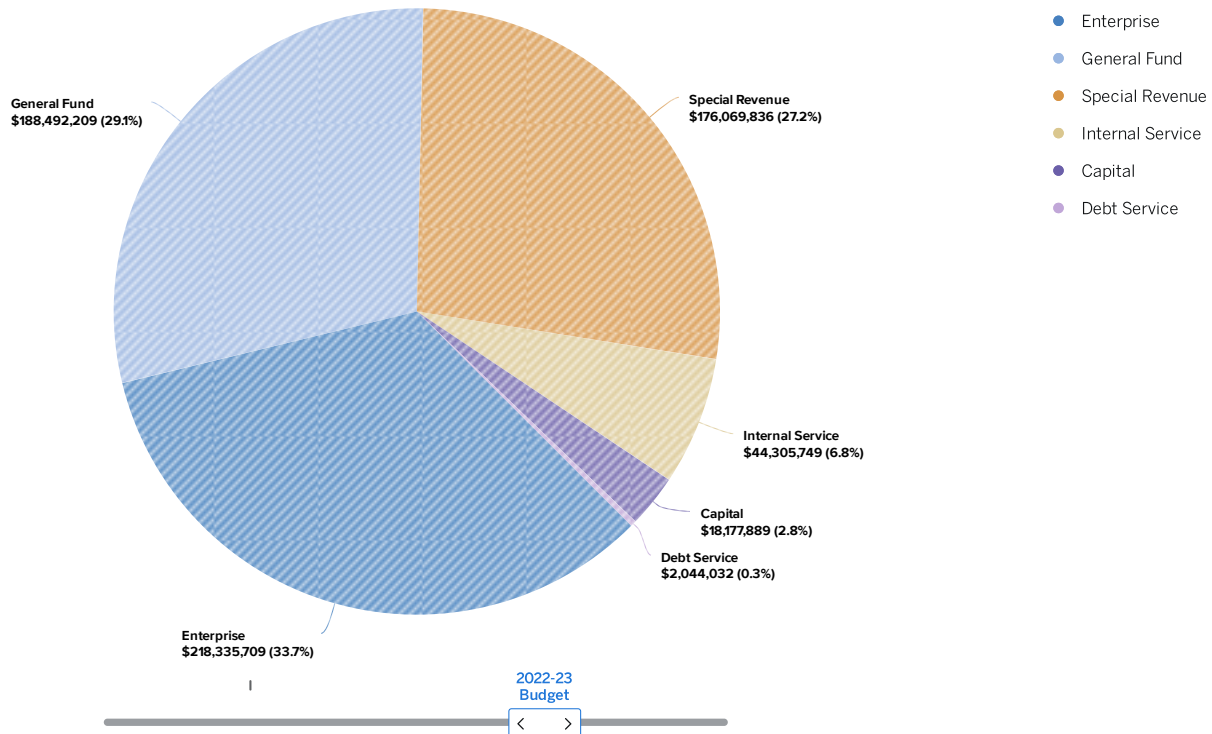


Fiscal Year 2022–2023 Annual Budget

Total Budget by Fund Type

Visualization

Sort **Large to Small**



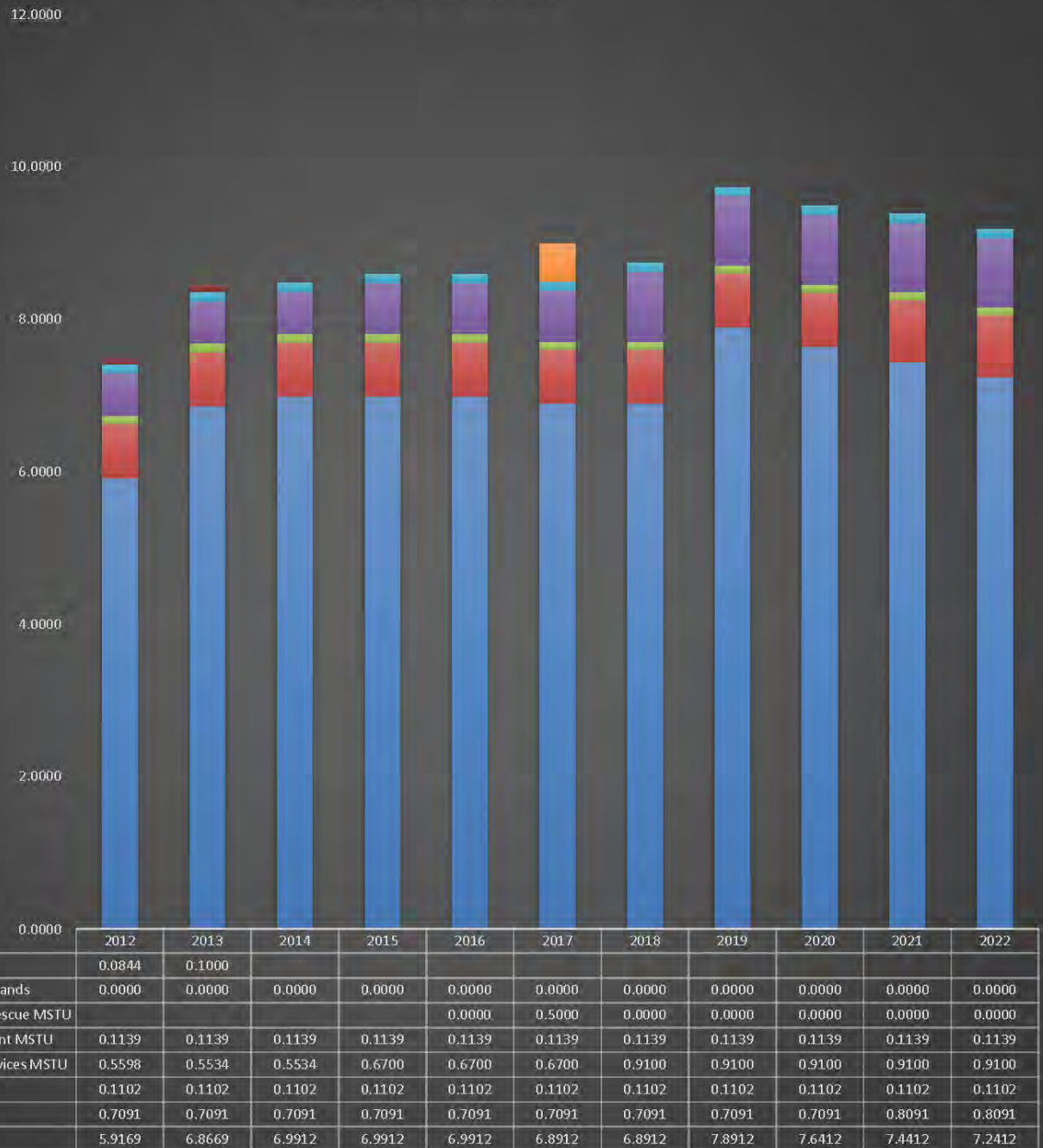
Data

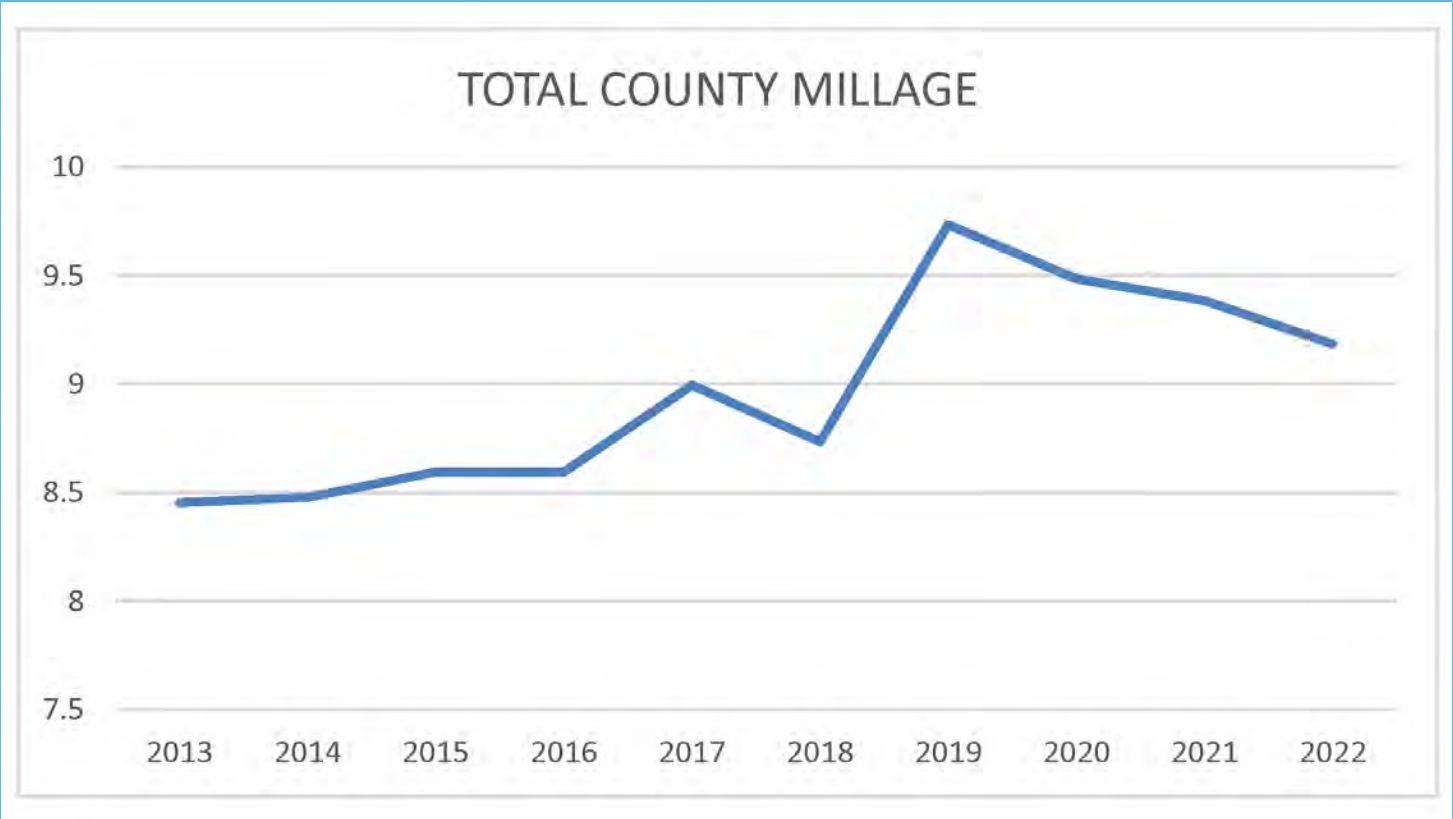
Expand All	2021-22 Adopted Budget	2022-23 Budget
► Enterprise	\$ 195,827,697	\$ 218,335,709
► General Fund	180,313,663	188,492,209
► Special Revenue	183,244,559	176,069,836
► Internal Service	43,739,866	44,305,749
► Capital	17,832,769	18,177,889
► Debt Service	2,147,822	2,044,032
Total	\$ 623,106,376	\$ 647,425,424



Fiscal Year 2022-2023 Annual Budget

Millage Rate Trend



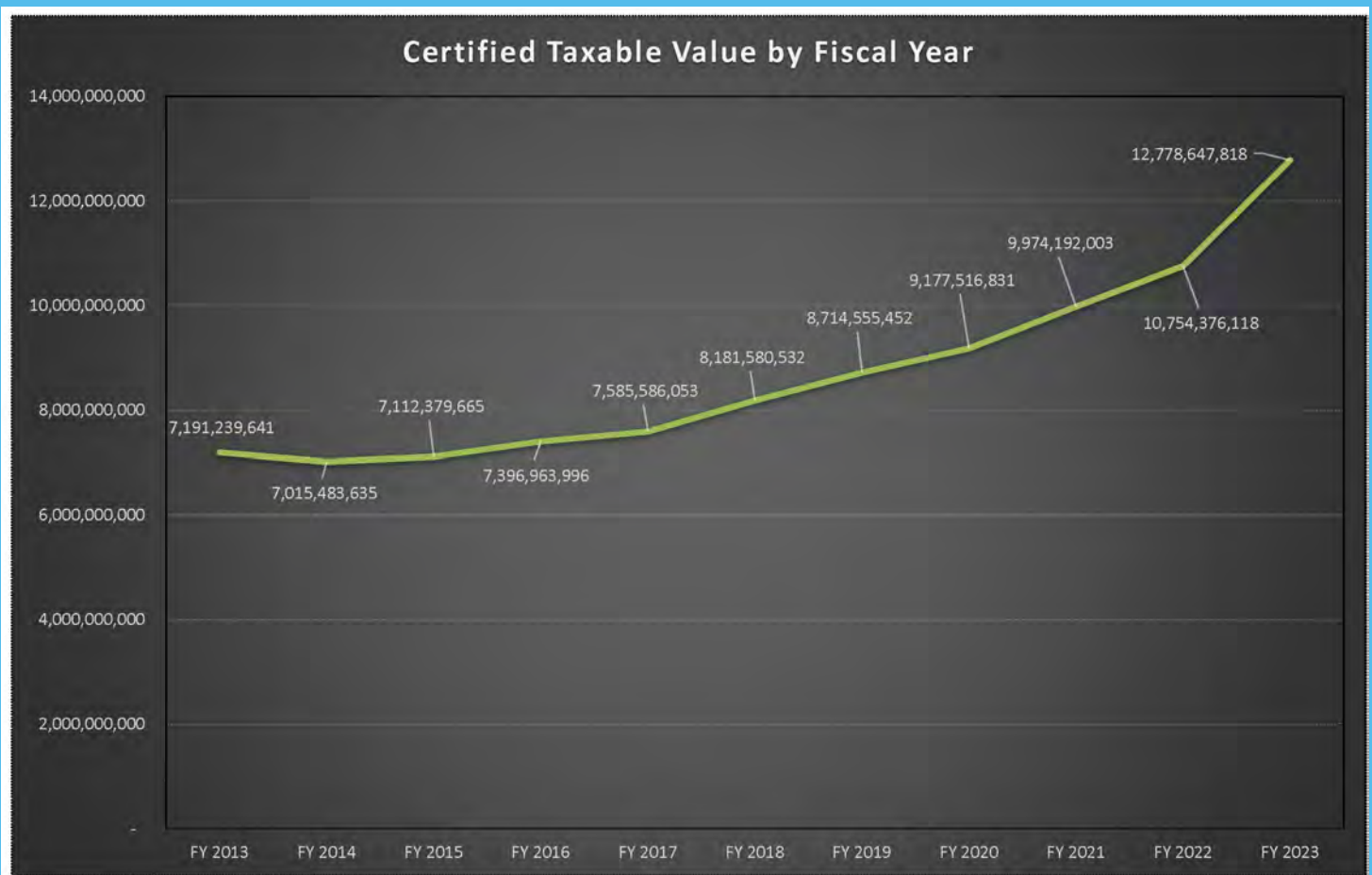


Millage Rate data can be found on the [Hernando County Property Appraiser's website](#).

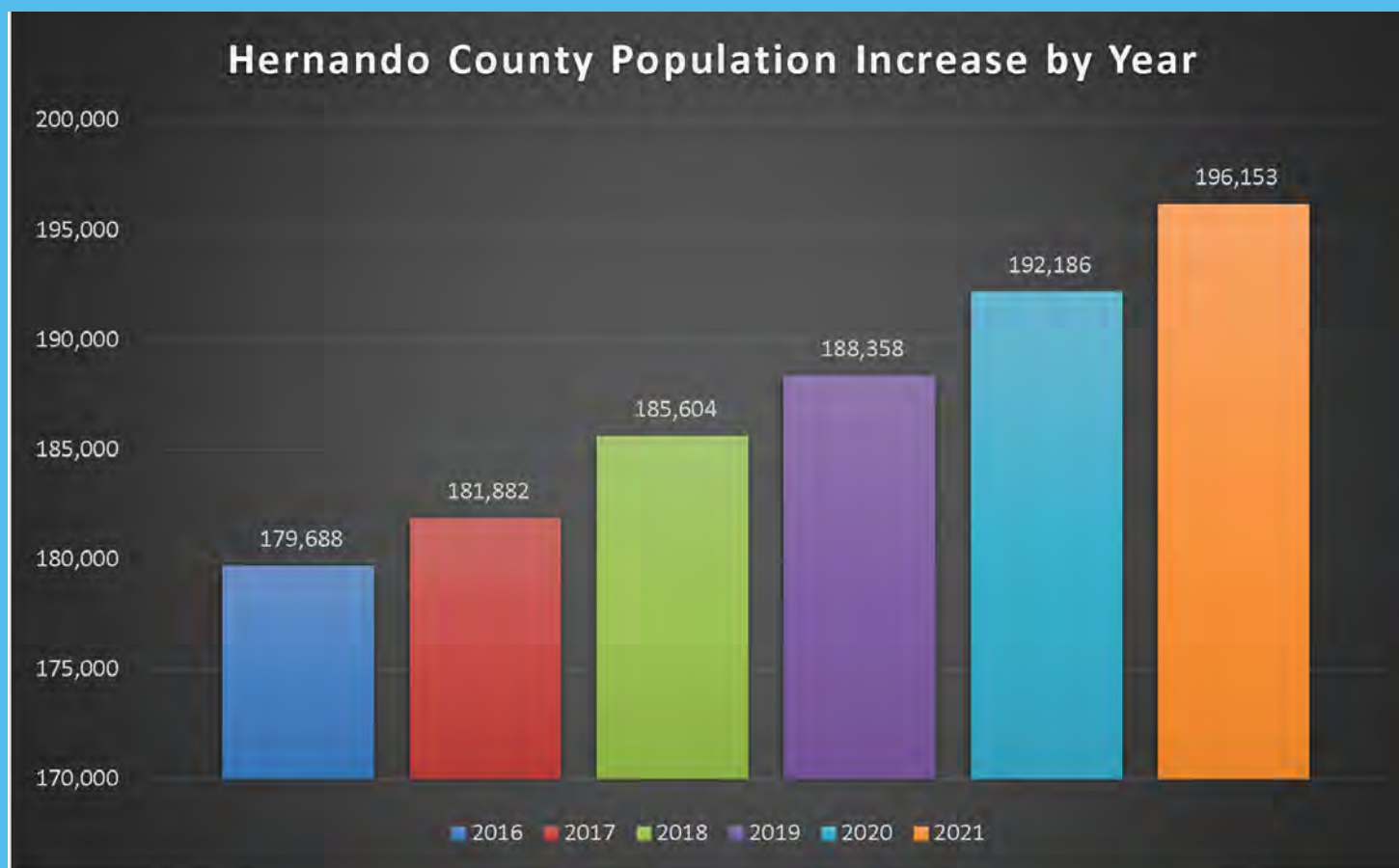


Fiscal Year 2022-2023 Annual Budget

FY23 Certified Taxable Value



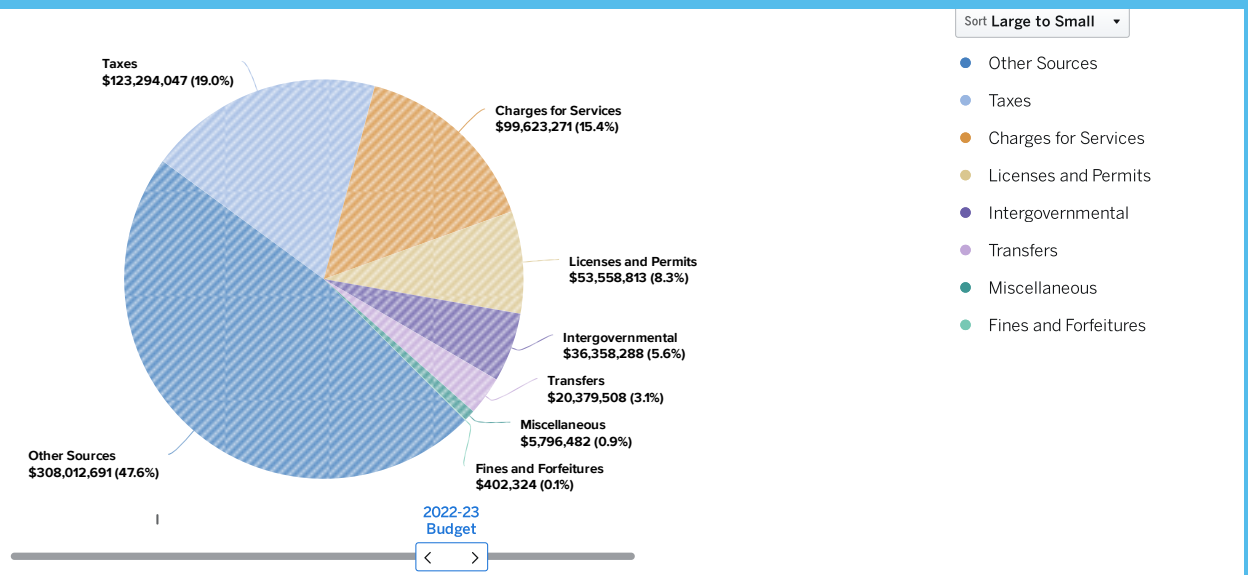
FISCAL YEAR	CERTIFIED TAXABLE VALUE	% CHANGE	CHANGE IN TAXABLE VALUE
2022/2023	12,778,647,818	18.82%	2,024,271,700.00
2021 / 2022	10,754,376,118	7.82%	780,184,115.00
2020 / 2021	9,974,192,003	8.68%	796,675,172.00
2019 / 2020	9,177,516,831	5.31%	462,961,379.00
2018 / 2019	8,714,555,452	6.51%	532,974,920.00
2017 / 2018	8,181,580,532	6.65%	595,994,479.00
2016 / 2017	7,585,586,053	5.45%	473,206,388.00
2015 / 2016	7,396,963,996	4.00%	284,584,331.00
2014 / 2015	7,112,379,665	1.38%	96,896,030.00
2013 / 2014	7,015,483,635	-2.44%	(175,756,006.00)
2012 / 2013	7,191,239,641	-6.80%	(524,883,927.00)





Fiscal Year 2022-2023 Annual Budget

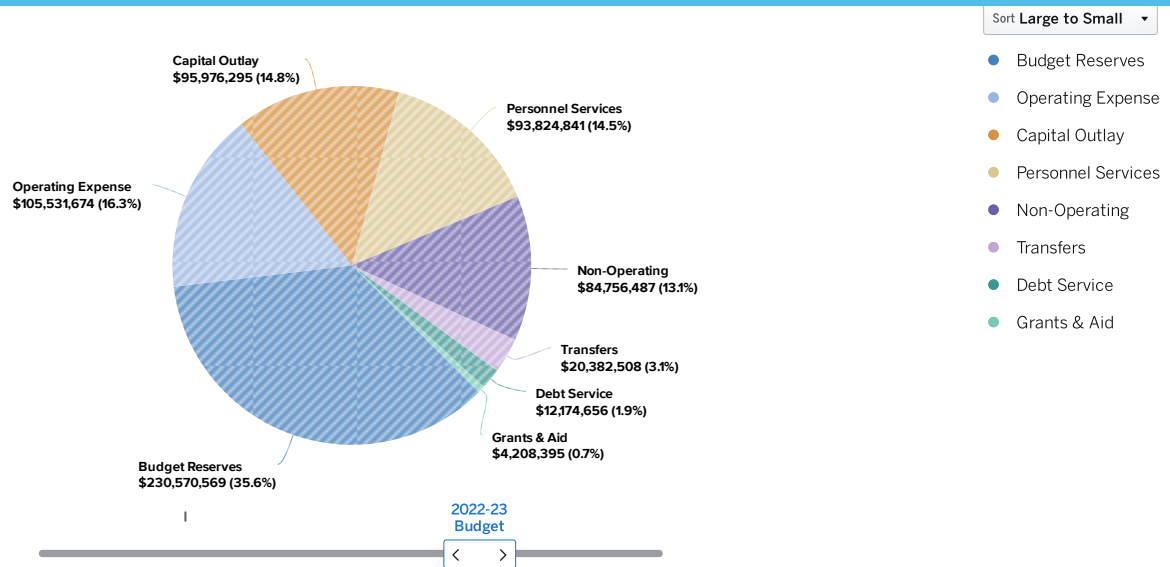
Visualization



Data

Expand All	2021-22 Adopted Budget	2022-23 Budget
► Other Sources	\$ 311,058,950	\$ 308,012,691
► Taxes	106,806,102	123,294,047
► Charges for Services	93,015,543	99,623,271
► Licenses and Permits	50,276,840	53,558,813
► Intergovernmental	32,630,007	36,358,288
► Transfers	22,553,355	20,379,508
► Miscellaneous	6,401,905	5,796,482
► Fines and Forfeitures	363,674	402,324
Total	\$ 623,106,376	\$ 647,425,424

Visualization



Data

Expand All	2021-22 Adopted Budget	2022-23 Budget
► Budget Reserves	\$ 205,820,643	\$ 230,570,569
► Operating Expense	98,212,993	105,531,674
► Capital Outlay	105,751,339	95,976,295
► Personnel Services	89,270,563	93,824,841
► Non-Operating	76,124,215	84,756,487
► Transfers	22,553,355	20,382,508
► Debt Service	10,701,238	12,174,656
► Grants & Aid	14,672,030	4,208,395
Total	\$ 623,106,376	\$ 647,425,425