



Fiscal Year 2022–2023 Annual Budget

Doug Chorvat, Jr. – Clerk of the Circuit Court & Comptroller

The Office of the Clerk & Comptroller performs a wide range of record keeping, information management, and financial management for the judicial system and county government. The Clerk & Comptroller has over 1,000 responsibilities throughout Florida Statute, Rule of Judicial Administration, and local orders.



Accomplishments

The Office of the Clerk & Comptroller is responsible for providing information technology support to the Board of County Commissioners, Tax Collector, Clerk of Circuit Court and Comptroller, and indirectly the rest of local government.

Goals

- Research and implement a new Financial Services system
- Continually improve the operations of the offices that the Clerk supports.

Key Projects

- New Financial (ERP) system
- Updated Disaster Recovery Plan
- Other implementations of more customer focused software applications for the Courts.

Total Budget FY23 -- \$7,520,438



Doug Chorvat, Jr.

Clerk of Circuit Court & Comptroller - Hernando County
20 N. Main Street, Brooksville, FL 34601 - (352) 754-4201

June 1, 2022

Hernando County Board of County Commissioners
20 North Main Street
Brooksville, FL 34601
Via Electronic Mail

Dear Honorable Commissioners:

The Office of the Clerk of Circuit Court and County Comptroller respectfully requests a total budget authority of \$7,520,438 for fiscal year 2022-23. The Clerk's Office formulated the 2023 budget based on the current market of rising operational and FRS/Payroll costs, supply line delays.

We have budgeted to take on the additional positions of Governmental Broadcasting and Fire IT Services within the Clerk's FY 2023 budget. We have not been apprised of the new health care costs for FY 2023, therefore a second request may be forthcoming should we be notified by the County of changes to health care rates.

The budget includes funding based upon the following statutory object codes:

Personal Services	\$	4,373,500
Operating Expenses		2,787,938
Capital Outlay		195,000
Debt Service		0
Grants and Aids		0
Other Uses (Article V - Court Communications)		5,000
CARE ATC		159,000

Pursuant to Florida Statute 218.35(2), I hereby certify that the amounts requested are reasonable and necessary for the statutory and constitutional functions that my office performs on behalf of county government. My staff and I have worked diligently to ensure that we are operating at the most efficient levels possible while continuing to provide the excellent service our constituents have come to expect.

Respectfully submitted,

Doug Chorvat, Jr.
Clerk of Circuit Court & Comptroller



Fiscal Year 2022–2023 Annual Budget

Sheriff Al Nienhuis

The Law Enforcement budget funds Patrol, K9, SWAT, Traffic, Aviation, Marine, SEU, Major Case, Vice, Civil, Warrants, School Resource Officers, School Crossing Guards, Animal Enforcement, Forensic Science, Crime Analysis, Property & Evidence, Professional Standards, Crime Prevention, Media Relations, Finance, Human Resources, Information Technology and Countywide dispatch services. The Sheriff's law enforcement budget includes substantial monies that are associated with services rendered and revenues received from other sources such as the School Board and the City of Brooksville. Therefore, the budget for the aforementioned law enforcement is substantially lower. Courthouse security is a statutory responsibility of the Sheriff. The Courthouse Security budget funds courthouse security, courthouse holding cell security and bailiff duties, as required by the presiding judge. By statute, the Hernando County jail is the responsibility of the Board of County Commissioners but the Sheriff currently manages the jail and its programs. The Detention budget includes the costs of operating and managing the Hernando County Detention Center. The functions include Booking, Classification, Housing, in-house medical services, transportation, and administration. Revenues include a work squad contract with the County for inmate labor.



Accomplishments

Housing inmates from other jurisdictions paid for 23 positions, nearly one million dollars of repairs, and the purchase of \$135,000 of replacement commercial kitchen equipment at the jail. Inmate work crews provided over 95,000 hours of labor to government and non-profit projects--this equates to some \$813,000 in savings. Effective management of the Sheriff's Office fleet provided enough surplus funds to purchase a new patrol boat and replacement jet ski at no extra cost to taxpayers. Hernando County continues to enjoy a dramatically low crime rate and the Sheriff's Office maintains a case clearance rate above the statewide average.

Goals

The Hernando County Sheriff's Office is committed to responding to the needs of the citizens of Hernando County. Our mission is to maintain peace and order, safeguard life and property, and protect individual rights through the delivery of professional services. The measure of our service will be judged by the community.

Total Budget FY23 -- \$69,575,299

Hernando County Sheriff's Office



Proposed Annual Budget Fiscal Year 2022 - 2023



Hernando County Sheriff's Office

June 1, 2022

Honorable Chairman and Board Members
Hernando County Board of Commissioners
15470 Flight Path Drive
Brooksville, FL 34604

Dear Chairman and Commissioners:

Enclosed you will find my budget request for Fiscal Year 2022-2023, submitted in compliance with Florida Statute 30.49. These proposed expenditures are reasonable and necessary for the proper and efficient operation of the office for the next fiscal year.

Once again, I would like to begin by thanking the Board of County Commissioners (BOCC) and the County Administrator for your collaboration and support during the past year. Together, we continue to face new issues and new opportunities. Our citizens, of course, are best served by our effective communication and cooperation. This budget season will present some unprecedented challenges that demand even more of that collaborative, proactive leadership.

As always, I would like to first share some notable accomplishments by the Sheriff's Office from the past year.

- Our fleet managers have implemented a change with the specialized Animal Enforcement Unit vehicles and attached kennels that will save \$15,000 to \$20,000 per vehicle. They have also changed the wiring harness used to outfit patrol vehicles that will save approximately \$800 per vehicle. The auction of de-commissioned Sheriff's Office vehicles should net some \$150,000 this year.
- Last fiscal year inmate work crews provided over 96,000 hours of labor to government and non-profit projects throughout the county. At a mere \$10 per hour, this equates to at least \$964,000 in savings to taxpayers.
- Our extra work in housing inmates from other jurisdictions continues to provide substantial supplemental funding for County projects and pays for 23 positions at the jail. From March 2021 to March 2022, **this program generated over \$4 million in revenue, money that does not have to come from local taxpayers!**

In addition to the above efforts, my commitment to fiscal responsibility also includes a very thorough budget planning process that accurately identifies the prioritized needs of our agency and leverages alternate funding sources whenever possible. We take this approach very seriously and always work to

P.O. BOX 10070 - BROOKSVILLE, FL 34603-0070 FAX 352 796-0493 PHONE 352 754-6830

ensure that only the most pressing needs and best solutions get presented to the BOCC. Unfortunately, as you know, several factors have combined to create some unprecedented challenges for us. We are not alone in this, as many other public agencies are dealing with similar issues. We, of course, must respond decisively to remain a competitive workplace. Maintaining a full-service law enforcement, detention, and court services agency, one that fulfills our statutory obligations and meets the needs of our citizens, now and in the future, is challenging during the best of times. Some of the unique challenges we are facing include the following:

- “The Great Resignation,” presumably brought about by the pandemic, has caused a major shift to a candidate-centric job market, with many employers offering higher salaries and enormous hiring bonuses. This, combined with notable minimum wage hikes for many competing jobs has resulted in immediate pressure on public employers, especially related to our civilian support positions¹.
- Historic inflation, with no immediate end in sight, has put tremendous pressure on wage earners, households, and ultimately, employers, as they struggle to retain good employees seeking increased wages. Even worse, research shows this inflation has been worse in the Tampa Bay area than anywhere else in the nation².
- While the Governor has announced State support for local law enforcement hiring through training scholarships and incentives for out-of-state candidates, he also announced a (much-needed) 20% raise to starting State law enforcement salaries³. This development, combined with dramatic budget increases proposed by other area law enforcement agencies (e.g., \$7.5 million in Citrus County; the Pasco Sheriff seeking more deputies *and* higher salaries), requires us to react aggressively to remain competitive in an already-tight labor market⁴.

In response to these and other pressures, this year’s proposed budget must focus on necessary increases to personnel expenditures. Since the Sheriff’s Office mission relies on people rather than projects, our effectiveness and success are predicated on attracting *and retaining* enough of the best people. My staff has done exhaustive research to ensure we are both equitable and competitive and based upon those results, addressing several pay deficiencies is this year’s top priority.

At the same time, as was mentioned in last year’s letter, we must also respond to the substantial growth occurring in Hernando County. We have worked hard this year to educate ourselves on the many residential and commercial development projects and the associated projected population growth. In light of that current and future growth, my proposed budget includes the first phase of a five-year plan to ensure we have the law enforcement, court security, detention, and commensurate support services in place to ensure a safe county for our current and future residents. This is especially critical considering the Hernando County Sheriff’s Office (1.48) is well below the statewide average (2.51) ratio of deputies per 1,000 citizens⁵.

¹ *Employers post record 11.5 million job openings in March* (Tampa Bay Times, May 3, 2022)

² *U.S. inflation jumped 8.5% in past year, highest since 1981* (Tampa Bay Times, April 12, 2022)

³ *DeSantis pitches pay increase, bonuses for Florida law enforcement officers* (Fox 13 Tampa Bay, Nov. 29, 2021)

⁴ *Sheriff Prendergast anticipates making \$7.5 million budget request...* (Citrus County Chronicle, April 15, 2022)

⁵ FDLE Criminal Justice Agency Profile (CJAP) Report - Statewide Ratios 2020 (FDLE website, 2022)

June 1, 2022

Highlights of this year's additional positions include a marine deputy, two traffic deputies, a forensic technician, and another major case detective. I am sure you can recognize the important, direct benefit to citizens these positions bring. It is important to note that impact fees will pay for most of the start-up expenses for these new positions. In addition, several positions will not be implemented until March of 2023 in order to help ease the financial impact of these critical additions. We must also add the two law enforcement academy positions that were budgeted outside the General Fund this fiscal year. The good news is that the academy program is working and will go a long way toward helping us fill deputy vacancies.

In addition to these positions, like County operations, the Sheriff's Office must deal with mandated costs. You are probably aware, operational and administrative costs are rising exponentially in many cases. Just two examples are the current cost of gasoline to keep our 24-hour-a-day fleet on the road and the cost of food and supplies for jail inmates. Scarcity and supply-chain issues also continue to drive up the cost of computer hardware. Mandated retirement rate increases by the Florida Retirement System alone will require an additional \$721,000. While such increases are unpleasant, they are not optional for a large public safety agency.

You are well aware of the issues surrounding our fleet replacement program over the past two years. In recognition of the ongoing difficulties in securing adequate replacement vehicles, and in light of the aforementioned priorities, we are reducing this year's capital request by some \$756,000. Bear in mind that as supply chain issues resolve we will need to raise that amount in future years to at least previous levels. This will ensure we have a sufficient number of dependable and properly equipped vehicles in our fleet. Unfortunately, the cost of such vehicles is rising substantially, making future projections nearly impossible.

We must respond to, and plan for, inflation and growth in the county in order to maintain a safe community. I depend upon your ongoing partnership in that mission. I realize this proposed budget looks different from past budgets. I know you - like our citizens - realize that, just like fire and emergency medical services, law enforcement, detention, and dispatch services are vital and must be funded at a level that is reasonable when compared to similar-sized counties.

I would be glad to provide more detail regarding the mandates, cost increases, and workload analyses affecting this year's budget proposal, and I welcome and strongly encourage your questions and constructive discussion. I stand ready to work together with you through the budgeting process in the furtherance of our mutual responsibilities to the citizens of Hernando County.

I thank you in advance for your support.

Sincerely,



Al Nienhuis

Sheriff

AN/tsr

HERNANDO COUNTY SHERIFF'S OFFICE
BUDGET CERTIFICATION
ANNUAL BUDGET 2022-2023

To: Board of County Commissioners
Hernando County, Florida

I hereby submit to you the following proposed budget for the operation of the Hernando County Sheriff's Office for the fiscal year beginning October 1, 2022 and ending September 30, 2023.

	Law Enforcement	Detention	Courthouse
Personnel Services	\$ 43,273,934	\$ 15,252,470	\$ 1,453,586
Operating Expenditures	5,635,055	2,281,573	325,792
Capital Outlay	1,352,889	-	-
Totals	\$ 50,261,878	\$ 17,534,043	\$ 1,779,378
HCSO Reserves held by BOCC	\$ 12,565,470	\$ 4,383,511	\$ 444,845


I further certify that these proposed expenditures are reasonable and necessary for the proper and efficient operation of the Hernando County Sheriff's Office for the ensuing year.



Al Nienhuis
Sheriff of Hernando County

STATE OF FLORIDA
HERNANDO COUNTY

The foregoing instrument was acknowledged before me this 18th day of May, 2022, by Al Nienhuis who is personally known to me and who did take an oath.




(Signature of Notary)

(Printed Name of Notary)

Commission # GG 327094
Expires April 23, 2023
Bonded Thru Troy Fain Insurance 800-385-7019

(Title and Stamp)



Hernando County Sheriff's Office Budget Proposed Fiscal Year 2022 - 2023

Law Enforcement

The Law Enforcement budget funds the majority of important functions like Patrol; specialty units such as K9, SWAT, Traffic, Aviation, Marine, and SEU; Major Case and Vice detectives; Civil and Warrants; school resource officers, school crossing guards, and Animal Enforcement. It also includes support functions such as Forensic Science, Crime Analysis, Property & Evidence, Professional Standards, crime prevention and media relations. The Law Enforcement budget also funds important administrative support operations like Finance, Human Resources, Information Technology and countywide dispatch services. As seen below, it is important to note that the Sheriff's law enforcement budget includes substantial monies that are associated with services rendered and revenues received from other sources such as the School Board and the City of Brooksville. Therefore, the budget for the aforementioned basic law enforcement and support activities is actually substantially lower.

Revenues are collected from various contracts and a few miscellaneous sources. The revenues earned by the Sheriff's Office help reduce the amount of budget monies needed from taxpayers.

	Approved FY2022	Proposed FY2023	FY2022-2023 Difference
School Resource Officer Program	2,213,677	2,406,469	192,792
City of Brooksville Contract	1,026,552	1,057,349	30,797
Emergency Dispatch Fees	545,424	561,786	16,362
Civil Fees	130,000	130,000	-
Misc Revenues	40,000	57,000	17,000
Total Law Enforcement Revenues	\$ 3,955,654	\$ 4,212,605	\$ 256,951

Law Enforcement Expenditure Budget \$ 45,463,392 \$ 50,261,878 \$ 4,798,486

Courthouse Security

Courthouse security is a statutory responsibility of the Sheriff. The Courthouse Security budget funds courthouse security, courthouse holding cell security and bailiff duties, as required by the presiding judge.

No outside revenues are collected for this budget.

Courthouse Security Expenditure Budget \$ 1,742,066 \$ 1,779,378 \$ 37,312

Hernando County Sheriff's Office Budget Proposed Fiscal Year 2022 - 2023

Detention

By statute, the Hernando County jail is the responsibility of the Board of County Commissioners but the Sheriff currently manages the jail and its programs. The Detention budget includes the costs of operating and managing the Hernando County Detention Center. The functions include Booking, Classification, Housing, in-house medical services, transportation, and administration. Revenues include a work squad contract with the County for inmate labor.

Several revenue sources help reduce the budget impact on taxpayers. These include the collection of reimbursements for inmate medical services, garnishment of inmate social security benefits during incarceration, and charging processing fees and subsistence fees to those able to pay. Other revenue sources described elsewhere in this document also help fund jail operations and maintenance, and lessen the burden on taxpayers.

	Approved FY2022	Proposed FY2023	FY2022-2023 Difference
Inmate Work Squad - Dept of Public Works	78,539	80,895	2,356
Inmate Medical Reimbursements	40,000	45,000	5,000
Inmate Social Security	35,000	30,000	(5,000)
Inmate Processing Fees	55,000	50,000	(5,000)
Inmate Subsistence Fees	150,000	155,000	5,000
Total Detention Revenues	\$ 358,539	\$ 360,895	\$ 2,356

Detention Expenditure Budget	\$ 15,979,400	\$ 17,534,043	\$ 1,554,643
-------------------------------------	----------------------	----------------------	---------------------

Hernando County Sheriff's Office
General Fund Proposed Budgeted Expenditures
FY2022 - 2023

	Law Enforcement	Detention	Courthouse Security
<u>Personnel Services</u>			
Wages - Executive	\$ 182,178	\$ -	\$ -
Wages - Sworn and Civilian	26,201,897	9,428,200	908,248
Wages - Part Time	693,000	-	-
Wages - Overtime	327,700	172,100	1,000
Wages - Incentive	130,802	32,760	7,680
Benefits - FICA Taxes	2,017,803	704,873	67,185
Benefits - Retirement	6,223,131	2,220,173	235,166
Benefits - Insurance	6,576,450	2,342,543	190,298
Benefits - Workman's Compensation	920,973	351,821	44,009
Subtotal - Personnel Services	\$ 43,273,934	\$ 15,252,470	\$ 1,453,586
<u>Operating Expenditures</u>			
Professional Services	\$ 39,800	\$ -	\$ -
Contracted Services	160,950	159,000	284,092
Investigations	81,700	-	-
Travel and Per Diem	92,260	57,050	600
Communications Services	306,250	8,000	1,000
Utilities	213,958	378,100	-
Rental and Leases	76,394	-	-
Insurance	798,640	156,100	13,500
Repair and Maintenance	370,341	21,900	1,300
Printing and Binding	24,476	1,050	-
Maintenance Agreements	1,019,372	58,700	12,000
Office Supplies	37,475	19,100	200
Operating Supplies	2,287,981	1,397,798	12,350
Fees and Licenses	3,600	1,025	-
Books, Dues and Training	121,858	23,750	750
Subtotal - Operating Expenditures	\$ 5,635,055	\$ 2,281,573	\$ 325,792
Subtotal - Capital Outlay	\$ 1,352,889	\$ -	\$ -
Total - Expenditures	\$ 50,261,878	\$ 17,534,043	\$ 1,779,378

**Hernando County Sheriff's Office
Law Enforcement - Expenditures
FY2022 - 2023**

	Actual Expenditures FY2021	Approved Budget FY2022	Proposed Budget FY2023	FY2022 to FY2023 Difference
Personnel Services				
Wages - Executive	\$ 151,530	\$ 156,016	\$ 182,178	\$ 26,162
Wages - Sworn and Civilian	20,635,938	23,163,763	26,201,897	3,038,134
Wages - Part Time	628,598	673,197	693,000	19,803
Wages - Overtime	557,439	354,250	327,700	(26,550)
Wages - Incentive	130,593	123,720	130,802	7,082
Benefits - FICA Taxes	1,655,265	1,828,232	2,017,803	189,571
Benefits - Retirement	4,567,908	5,204,931	6,223,131	1,018,200
Benefits - Insurance	5,793,003	6,199,536	6,576,450	376,914
Benefits - Workman's Compensation	590,223	836,796	920,973	84,177
Benefits - Unemployment	14,838	-	-	-
Subtotal - Personnel Services	\$ 34,725,335	\$ 38,540,441	\$ 43,273,934	\$ 4,733,493
Operating Expenditures				
Professional Services	\$ 70,988	\$ 37,600	\$ 39,800	\$ 2,200
Contracted Services	293,856	92,125	160,950	68,825
Investigations	546	77,500	81,700	4,200
Travel, Per Diem & Prisoner Transport	54,673	62,745	92,260	29,515
Communications Services	287,622	289,350	306,250	16,900
Utilities	213,671	218,456	213,958	(4,498)
Rental and Leases	287,168	261,054	76,394	(184,660)
Insurance	766,499	799,310	798,640	(670)
Repair and Maintenance	487,792	504,171	370,341	(133,830)
Printing and Binding	23,025	17,080	24,476	7,396
Maintenance Agreements	707,793	950,622	1,019,372	68,750
Office Supplies	31,234	35,375	37,475	2,100
Operating Supplies	1,822,341	1,872,056	2,287,981	415,925
Fees and Licenses	11,739	7,600	3,600	(4,000)
Books, Dues and Training	110,041	88,683	121,858	33,175
Subtotal - Operating Expenditures	\$ 5,168,988	\$ 5,313,727	\$ 5,635,055	\$ 321,328
Subtotal - Capital Outlay	\$ 2,273,206	\$ 1,609,224	\$ 1,352,889	\$ (256,335)
Subtotal - Debt Service	\$ 403,366	\$ -	\$ -	\$ -
Total - Expenditures	\$ 42,570,895	\$ 45,463,392	\$ 50,261,878	\$ 4,798,486

Changes to be noted:

- * Mandated increases to FRS and health insurance rates for FY2023
- * Increased use of part time PST Cadet positions in the Academy
- * COLA included and step/merit raises included to be paid on evaluation date

**Hernando County Sheriff's Office
Detention - Expenditures
FY2022 - 2023**

	Actual Expenditures FY2021	Approved Budget FY2022	Proposed Budget FY2023	FY2022 to FY2023 Difference
<u>Personnel Services</u>				
Wages - Sworn and Civilian	\$ 7,240,858	\$ 8,531,115	\$ 9,428,200	\$ 897,085
Wages - Overtime	190,423	81,500	172,100	90,600
Wages - Incentive	28,597	28,920	32,760	3,840
Benefits - FICA Taxes	565,920	645,229	704,873	59,644
Benefits - Retirement	1,613,866	1,921,814	2,220,173	298,359
Benefits - Insurance	1,915,410	2,234,702	2,342,543	107,841
Benefits - Workman's Compensation	283,151	329,124	351,821	22,697
Subtotal - Personnel Services	\$ 11,838,225	\$ 13,772,404	\$ 15,252,470	\$ 1,480,066
<u>Operating Expenditures</u>				
Contracted Services	\$ 175,596	\$ 170,220	\$ 159,000	\$ (11,220)
Travel, Per Diem & Prisoner Transport	43,939	61,550	57,050	(4,500)
Communications Services	5,533	8,000	8,000	-
Utilities	415,717	378,050	378,100	50
Insurance	124,058	166,504	156,100	(10,404)
Repair and Maintenance	19,130	22,100	21,900	(200)
Printing and Binding	329	900	1,050	150
Maintenance Agreements	55,428	57,360	58,700	1,340
Office Supplies	12,696	19,100	19,100	-
Operating Supplies	1,386,107	1,290,537	1,397,798	107,261
Fees and Licenses	733	1,025	1,025	-
Books, Dues and Training	15,403	31,650	23,750	(7,900)
Subtotal - Operating Expenditures	\$ 2,254,669	\$ 2,206,996	\$ 2,281,573	\$ 74,577
Subtotal - Capital Outlay	\$ 122,319	\$ -	\$ -	\$ -
Total - Expenditures	\$ 14,215,213	\$ 15,979,400	\$ 17,534,043	\$ 1,554,643

Changes to be noted:

- * Overtime increased to cover hospital posts for outside medical
- * Mandated increases to FRS and health insurance rates for FY2023
- * COLA included and step/merit raises included to be paid on evaluation date

**Hernando County Sheriff's Office
Courthouse Security - Expenditures
FY2022 - 2023**

	Actual Expenditures FY2021	Approved Budget FY2022	Proposed Budget FY2023	FY2022 to FY2023 Difference
<u>Personnel Services</u>				
Wages - Sworn and Civilian	\$ 776,579	\$ 938,010	\$ 908,248	\$ (29,762)
Wages - Overtime	639	5,000	1,000	(4,000)
Wages - Incentive	8,130	7,440	7,680	240
Benefits - FICA Taxes	58,837	66,280	67,185	905
Benefits - Retirement	177,218	205,380	235,166	29,786
Benefits - Insurance	169,661	172,111	190,298	18,187
Benefits - Workman's Compensation	39,255	42,919	44,009	1,090
Subtotal - Personnel Services	\$ 1,230,319	\$ 1,437,140	\$ 1,453,586	\$ 16,446
<u>Operating Expenditures</u>				
Contracted Services	\$ 238,438	\$ 259,000	\$ 284,092	\$ 25,092
Travel and Per Diem	149	600	600	-
Communications Services	222	1,000	1,000	-
Insurance	12,208	18,000	13,500	(4,500)
Repair and Maintenance	2,520	1,300	1,300	-
Maintenance Equipment	4,078	11,726	12,000	274
Office Supplies	69	200	200	-
Operating Supplies	9,908	12,350	12,350	-
Books, Dues and Training	-	750	750	-
Subtotal - Operating Expenditures	\$ 267,592	\$ 304,926	\$ 325,792	\$ 20,866
Subtotal - Capital Outlay	\$ -	\$ -	\$ -	\$ -
Total - Expenditures	\$ 1,497,911	\$ 1,742,066	\$ 1,779,378	\$ 37,312

Changes to be noted:

- * Mandated increases to FRS and health insurance rates for FY2023
- * COLA included and step/merit raises included to be paid on evaluation date
- * Universal Protection contract increase

**Hernando County Sheriff's Office
Inmate Revenue Fund
FY2022 - 2023**

The Inmate Revenue Fund is generated through the extra effort of the Sheriff and his staff in housing inmates from federal and other county jurisdictions. This not only makes good use of any empty beds the jail has, but allows the Sheriff's Office to fund those positions that make the program possible and pay for most repair and maintenance without any costs to local taxpayers. The expenditures listed in the below budget are paid for from this program.

		Actual Expenditures FY2021	Approved Budget FY2022	Proposed Budget FY2023	FY2022 to FY2023 Difference
Revenue Source					
Federal Inmate Revenue	\$	3,114,750	\$ 1,050,000	\$ 2,200,000	\$ 1,150,000
Bureau of Prisons Revenue		100,788	90,000	-	(90,000)
Pasco County Inmate Revenue		1,018,899	1,609,650	800,000	(809,650)
Interest Earned		618	-	-	-
Total - Revenue	\$	4,235,055	\$ 2,749,650	\$ 3,000,000	\$ 250,350
Personnel Services					
Wages - Sworn and Civilian	\$	923,227	\$ 1,129,316	\$ 1,287,933	\$ 158,617
Wages - Overtime		14,917	6,000	10,000	4,000
Wages - Incentive		3,018	2,880	2,880	-
Benefits - FICA Taxes		71,323	85,441	94,526	9,085
Benefits - Retirement		192,910	248,084	299,696	51,612
Benefits - Insurance		270,571	334,513	363,002	28,489
Benefits - Workman's Compensation		32,902	42,779	46,263	3,484
Subtotal - Personnel Services	\$	1,508,868	\$ 1,849,013	\$ 2,104,300	\$ 255,287
Operating Expenditures					
Utilities		-	81,597	81,597	-
Rental & Leases		37,596	38,550	42,500	3,950
Insurance		17,737	20,500	18,500	(2,000)
Maintenance Radio		856	2,132	2,132	-
Operating Supplies		192,943	227,500	173,500	(54,000)
Operating Expenditures	\$	249,132	\$ 370,279	\$ 318,229	\$ (52,050)
Repair & Maint - Building		38,986	131,000	146,000	15,000
Capital Outlay - Internal Building/Equipment		133,894	-	-	-
Total Repair & Maintenance from 2 Year Plan	\$	172,880	\$ 131,000	\$ 146,000	\$ 15,000
Total - Expenditures	\$	1,930,880	\$ 2,350,292	\$ 2,568,529	\$ 218,237

The revenue earned from this program pays for the cost of the program, Sheriff's Office jail maintenance projects and \$1,873,000 worth of County jail maintenance projects.

Projects listed in the 2 Year Maintenance & Improvement Plan on the next page are included in this budget if projects are to be completed by the Sheriff's Office staff (typically internal building repairs). The amount for FY2023 is \$146,000. The projects involving structural building repairs are to be completed by County Facilities Maintenance and included in Fund 1203 in the Sheriff's Revenue Fund in the BOCC budget. The amount for FY2023 is \$1,873,000. The County portion is also noted in the 2 Year Maintenance & Improvement Plan on the next page.

Changes to be noted:

- * Mandated increases to FRS and health insurance rates for FY2023
- * COLA included and step/merit raises included to be paid on evaluation date
- * Funds 24 positions required to run the program including 3 Maintenance deputies
- * Jail Maintenance and Improvement Plan based on joint efforts between the Sheriff's Office Jail staff and County Maintenance.
- * BOP no longer sends inmates to Hernando County

Hernando County Detention Center - 2 Year Maintenance & Improvement Plan

Projects listed in the 2 Year Maintenance & Improvement Plan are included in the Sheriff's Inmate Revenue Fund budget if projects are to be completed by the Sheriff's Office staff (typically internal building repairs). The amount for FY2023 is \$146,000. The projects involving structural building repairs are to be completed by County Facilities Maintenance and included in Fund 1203 in the Sheriff's Revenue Fund in the BOCC budget. The revenue earned from this program is budgeted to pay for \$1,873,000 out of the Sheriff's Revenue Fund held by the BOCC.

Area	Year	Project Description	HCSO Budget	BOCC Budget
Operational Core	2023 (CF2019)	Booking Elevator Modernization (scope development purchase of \$8000 w/county)		\$ 85,000
Kitchen	2023	Scullery rehab/kitchen floor replacement.		\$ 500,000
Exterior	2023	Seal and Paint Exterior of Facility (Budget is total estimate, would piece out the job) - PHASE 2 Medical & Alpha - can't complete until Alpha project completed.		\$ 138,000
Bravo Unit	2023	Replace four main Bravo Air Conditioning Units Bravo		\$ 200,000
Jail	2023 (CF2019)	Warehouse construction - (Nothing new. Extend contract for leased warehouse) - DESIGN		\$ 50,000
Bravo Unit	2023	Replace Bravo Roof		\$ 600,000
Exterior	2023	Parking lot resurface		\$ 300,000
Operational	2023	Complete housing unit touch-ups	\$ 15,000	
Operational	2023 (CF2018)	Security bollards at front of jail 2022 move to HCSO - can't complete until Alpha project completed.	\$ 25,000	
Operational Core	2023 (CF2019)	Replace remaining laminated windows Should be completed during line 2 construction (HCFM) - 2019 move to HCSO for completion - Can't complete until Alpha project completed.	\$ 28,200	
Operational Core	2023	Door Control System Upgrade	\$ 27,800	
Alpha	2023 (CF2020)	Renovate control room	\$ 50,000	

Funds needed for 2023 Projects: \$ 146,000 \$ 1,873,000

Jail	2024 (CF2019)	Warehouse construction - (Extend contract for leased warehouse)		\$ 350,000
Operational Core	2024	Mental Health Unit		\$ 2,500,000
Operational Core	2024	Upgrade/Update door control system (MTI/Need cost estimates)		\$ 200,000
Operational Core	2024 (CF2021)	Upgrade jail management system - Discuss Allowability in IRF	\$ 500,000	
Operational Core	2024 (CF2019)	Fence entire property (including heavy security fence and concrete apron) Stand by until warehouse build	\$ 385,000	

Funds needed for 2024 Projects: \$ 885,000 \$ 3,050,000

\$ 1,031,000 \$ 4,923,000

ESTIMATED TOTAL	\$ 5,954,000
------------------------	---------------------

**Hernando County Sheriff's Office
E911 Fund Budget
FY2022 - 2023**

This budget includes the proceeds of telephone charges collected for the installation and operation of an Emergency 911 System. Use of funding is restricted to pay certain costs associated with the E911 system.

	Actual Expenditures FY2021	Approved Budget FY2022	Proposed Budget FY2023	FY2022 to FY2023 Difference
Revenue Source				
State E911 Non-Wireless Fee	\$ 201,688	\$ 221,000	\$ 169,000	\$ (52,000)
State E911 Wireless Fee	502,170	530,000	620,000	90,000
Pre-Paid	107,195	115,000	110,000	(5,000)
Interest - Operating	50,151	2,500	2,500	-
Balance Forward Cash	-	996,825	1,476,180	479,355
Total - Revenue	\$ 861,204	\$ 1,865,325	\$ 2,377,680	\$ 512,355
Personnel Services				
Wages - Sworn and Civilian	138,702	347,728	397,860	50,132
Wages - Overtime	-	1,000	1,000	-
Benefits - FICA Taxes	10,737	26,611	29,846	3,235
Benefits - Retirement	28,837	51,452	67,050	15,598
Benefits - Insurance	113,853	122,906	126,140	3,234
Benefits - Workman's Compensation	344	869	981	112
Subtotal - Personnel Services	\$ 292,473	\$ 550,566	\$ 622,877	\$ 72,311
Operating Expenditures				
Contracted Services	18,200	25,000	25,000	-
Travel and Per Diem	1,181	7,900	6,900	(1,000)
Communications Services	122,086	139,500	200,000	60,500
Insurance	-	2,500	1,000	(1,500)
Repair and Maintenance	7,653	10,000	10,000	-
Printing and Binding	2,369	5,000	5,000	-
Maintenance Agreements	74,373	87,500	87,500	-
Office Supplies	62	200	200	-
Operating Supplies	3,617	4,300	4,300	-
Books, Dues and Training	7,917	24,000	27,000	3,000
Subtotal - Operating Expenditures	\$ 237,458	\$ 305,900	\$ 366,900	\$ 61,000
Subtotal - Capital Outlay	\$ -	\$ 31,250	\$ 31,250	\$ -
Reserve for Contingencies		\$ 977,609	\$ 1,356,653	\$ 379,044
Total - Expenditures	\$ 529,931	\$ 1,865,325	\$ 2,377,680	\$ 512,355
Change in Fund Balance	\$ 331,273	\$ -	\$ -	\$ -

Changes to be noted:

- * Mandated increases to FRS, health insurance rates for FY2023
- * COLA included and step/merit raises included to be paid on evaluation date
- * Helps fund 8 positions utilized to run the program

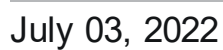
Hernando County Sheriff's Office
800 Mhz Fund
FY2022 - 2023

This budget derives its resources from lease payments for space leased on the tower sites, fees assessed to each radio user department for maintenance contract costs, and a \$12.50 fee included in each fine paid for a traffic citation. The 800 MHz system is maintained to provide radio communications for all public safety and County radio users.

	Actual Expenditures FY2021	Approved Budget FY2022	Proposed Budget FY2023	FY2022 to FY2023 Difference
Revenue Source				
Tower Lease	\$ 59,246	\$ 88,100	\$ 88,100	\$ -
Fines and Forfeitures	114,249	97,000	105,000	8,000
Fees - Access and Maintenance	173,498	658,788	635,000	(23,788)
Interest	99			
Balance Forward Cash	-	223,374	628,010	404,636
Total - Revenue	\$ 347,092	\$ 1,067,262	\$ 1,456,110	\$ 388,848
Operating Expenditures				
Contracted Services	\$ 29,337	\$ -	\$ 100,000	\$ 100,000
Utilities	18,275	18,500	19,500	1,000
Rental and Leases	1,816	241,875	248,000	6,125
Insurance	22,231	25,000	27,000	2,000
Repair and Maintenance	48,364	20,000	20,000	-
Maintenance Agreements	214,404	220,000	200,000	(20,000)
Operating Supplies	-	2,000	1,500	(500)
Subtotal Operating Expenditures	\$ 334,427	\$ 527,375	\$ 616,000	\$ 88,625
Reserve for Contingencies	\$ -	\$ 539,887	\$ 840,110	\$ 300,223
Total - Expenditures	\$ 334,427	\$ 1,067,262	\$ 1,456,110	\$ 388,848
Change in Fund Balance	\$ 12,665	\$ -	\$ -	\$ -

Changes to be noted:

Changes due to costs associated with paying a portion of a consultant for the new radio system.





Fiscal Year 2022–2023 Annual Budget

Shirley Anderson – Supervisor of Elections

It is the mission of the Supervisor of Elections office to ensure the integrity of the electoral process and empower each voter through continuous education.



Accomplishments

- Clear Ballot – Implemented an auditing system that audits 100% of all ballots cast.
- BallotTrax – Introduced a volunteer Vote-By-Mail tracking system that enables voters to track their ballot through the postal system to its final destination – the elections office.
- ELM – Introduced an online elections training platform designed specifically for election worker training.
- Enhanced Ballot – Electronic ballot delivery system for our ADA accessible voters as well as our UOCAVA (Uniformed and Overseas Civilian Absentee Voting Act).
- Successfully redistricted our county based on the 2020 Census data.

Goals

- To continue to run fair and transparent elections.
- To resume outreach events for voter registration and education.
- Continue to recruit election workers who are committed to the democratic process.

Key Projects

- Easy Inventory – Paperless inventory to track election supplies.
- List Maintenance – Complying with Senate Bill 524.
- Staff continued education on security, customer service and election laws.
- Records storage – Implement a system for electronic record retention.
- ADA – Continued upgrades to better serve our ADA community.
- Update our website HernandoVotes.gov

Total Budget FY23 -- \$2,176,515



Shirley Anderson

HERNANDO COUNTY SUPERVISOR OF ELECTIONS

16264 Spring Hill Drive
Brooksville, FL 34604
P: 352.754.4125 • F: 352.754.4425

June 1, 2022

Board of County Commissioners
Via Electronic Mail Only

Dear Commissioners,

Pursuant to Florida Statute 129.201, I am attaching the budget request for the Supervisor of Elections for the 2022-2023 fiscal year. The total amount of the request is \$2,176,515 which represents an 8% increase totaling \$176,682 from the prior fiscal year.

Election(s) costs differ from year to year based on the type of election(s). This budget request reflects:

- 2022 General Election.
- Increased costs of operating and administrative expenses.
- Additional List Maintenance mailing expenses to registered voters per Senate Bill 524.
- Vote-by-Mail expenses due to Senate Bill 90.
- Compliance with ADA requirements.
- Ongoing security costs due to office relocation.

This request also includes \$1,500 per employee totaling \$18,000 for CareATC costs that we now are required to budget for.

I hereby certify that the attached budget request is reasonable and necessary for the statutory and constitutional functions that my office performs.

Respectfully,

Shirley Anderson
Hernando County Supervisor of Elections

6/15/2022 revised

HERNANDO COUNTY
SUPERVISOR OF ELECTIONS

NOTE: ONE ELECTION

2022 GENERAL ELECTION

FY23
PROPOSED
BUDGET

ACCT NO.	TITLE	
5101100	SALARIES / SUPERVISOR	\$151,163
5101200	SALARIES / REGULAR	\$532,733
5101301	SALARIES / POLLWORKERS	\$150,908
5101302	SALARIES / TEMPORARIES / ON CALL WORKERS	\$38,335
5101400	SALARIES / OVERTIME	\$19,000
5102100	FICA MATCHING	\$53,983
5102200	RETIREMENT CONTRIBUTIONS	\$164,132
5102300	LIFE AND HEALTH INSURANCE	\$165,024
5102400	WORKERS' COMPENSATION	\$1,500
5102500	UNEMPLOYMENT COMPENSATION	\$13,200
5303200	PROFESSIONAL FEES	\$50,459
5303400	CONTRACT SERVICES	\$16,484
5304000	TRAVEL / TRAINING	\$27,000
5304100	COMMUNICATIONS	\$7,690
5304211	POSTAGE	\$138,508
5304213	TRANSPORT VOTING EQUIP	\$4,850
5304300	UTILITIES	\$5,480
5304411	RENT / LEASE - OFFICE	\$7,893
5304412	RENT / LEASE - ELECTION	\$9,000
5304500	INSURANCE PREMIUMS	\$12,500
5304605	MAINTENANCE - HARDWARE	\$110,887
5304606	MAINTENANCE - SOFTWARE	\$234,454
5304610	REPAIR MAINT / OTHER	\$3,300
5304710	PRINTING BINDING / ELECTION	\$53,391
5304712	PRINTING BINDING / OFFICE	\$55,650
5304800	PROMOTIONAL ACTIVITIES	\$11,300
5304900	LEGAL ADVERTISING	\$1,100
5305110	OFFICE SUPPLIES - STATIONERY	\$10,510
5305112	BALLOTS	\$110,707
5305114	PRECINCT SUPPLIES	\$7,300
5305210	ELECTION SUPPLIES - EQUIPMENT	\$2,400
5305212	OPERATING SUPPLIES - GAS, OIL, ETC.	\$1,400
5305410	DUES / MEMBERSHIPS	\$4,274
5305412	SUBSCRIPTIONS	\$0
5606410	MACH & EQUIP - ELECTION > \$5,000	\$0
5606412	MACH & EQUIP - OFFICE > 5,000	\$0
FY23 TOTAL BUDGET REQUEST		\$2,176,515



Fiscal Year 2022–2023 Annual Budget

John C. Emerson, CFA – Property Appraiser

The Hernando County Property Appraiser is an elected official charged with the duty and responsibility to appraise all of the property in the County. This includes real estate and tangible personal property (the equipment, machinery and fixtures) of businesses. The Property Appraiser is required by law to assess all property within the county each January 1st. In Hernando County, this means the Property Appraiser determines the market value for thousands of individual parcels, including residential, agricultural, multifamily, commercial and industrial, as well as thousands of personal property accounts.

In addition to appraising property, the Property Appraiser must administer homestead exemptions, agricultural classification, determine the eligibility of certain religious, charitable, educational and municipal property for tax exemption, as well as administer widow, widower's and disability exemptions. The Property Appraiser also maintains current and up-to-date legal descriptions and ownership tax maps of all the real property in Hernando County. The Property Appraisers office is also the lead agency which manages Hernando County Central GIS and the Central Addressing Office.



Accomplishments

Continued promoting of online filing for homestead exemptions resulted in over 2,000 online applications received, which saved tax payers time in not having to physically visit the office.

Continued promoting and educating residents on using our website resulted in over 380,000 monthly searches for parcel data.

Our Exemptions Investigation Unit ensured that residents who were not eligible for exemptions did not receive them, which resulted in returning over \$200,000 to the county through liens filed.

Goals

The mission of the Hernando County Property Appraiser's Office is to annually prepare a fair and equitable tax roll in accordance with the laws of Florida and to serve the public in a professional and courteous manner.

Key Projects

Completed development of our Desktop review program.

Developing the New Online Exemption program.
Central GIS enhancements – increased our database servers to accommodate the additional GIS environment, will duplicate our Central GIS ArcGIS Servers and ArcGIS Portal creating a redundancy to better support our customers.

Total Budget FY23 -- \$2,915,706

JOHN C. EMERSON, CFA
HERNANDO COUNTY PROPERTY APPRAISER
PHONE: (352) 754-4190
WEBSITE: www.hernandocounty.us/pa

◆ **BROOKSVILLE OFFICE** ◆

201 Howell Avenue, Suite 300
Brooksville, FL 34601-2042

Fax Numbers:

Administration (352) 754-4198
Real Property/Tangible (352) 754-4198
Exemptions/Central GIS (352) 754-4194



"To Serve & Assess With Fairness"

◆ **WESTSIDE OFFICE** ◆

7525 Forest Oaks Blvd.
Spring Hill, FL 34606-2400

Fax Numbers:

Addressing (352) 688-5060
Exemptions (352) 688-5088

May 31, 2022

To: Toni Brady, OMB Director
From: John C. Emerson, Property Appraiser
Re: FY 22-23 Budget

Attached please find a copy of the Signed Certification Sheet and Exhibit A, which is a summary of the Property Appraiser's Operating Budget by Appropriation Category for FY22-23. The operating budget shows an increase of \$224,500 and represents a 7.59% increase over current year.

This budget will be adjusted by the DOR once the Property Appraiser's salary has been determined and retirement rates have been finalized. Per DOR, the proposed budget shows the Property Appraiser's current salary, FICA/Medicare Tax and retirement calculations.

The percentage breakdown to be used in the FY23 Quarterly Billings for Property Appraiser's Operating Budget:

BCC/BPI/Cities:	87.5519%
Transportation Trust:	4.5754%
County Health:	0.6232%
EMS MSTU:	5.1460%
Stormwater:	0.6441%
SWFWMD:	1.4594%

Attached is a copy of the FY22-23 Addressing Budget, which is 100% charged to the General Fund.


A copy of the FY22-23 GIS Planning Business Unit, GIS Environmental Services Business Unit, and GIS Building Department IT Business Unit budgets (part of the Centralized GIS Program) are also included.

It is estimated at this time, that approximately \$50,000 will be turned back to the county at the end of Fiscal Year 2023 as excess funds.

It is also estimated that approximately \$10,000 will be returned to the Board at the end of Fiscal Year 2023 representing fees collected for services.

BUDGET REQUEST FOR PROPERTY APPRAISERS

I, John C. Emerson, the Property Appraiser of HERNANDO County, Florida, certify the proposed budget for the period of October 1, 2022, through September 30, 2023, contains information that is an accurate presentation of our work program during this period and expenditures during prior periods (section 195.087, F.S.).



Property Appraiser Signature

5-26-2022

Date

**BUDGET REQUEST FOR PROPERTY APPRAISERS
SUMMARY OF THE 2022-23 BUDGET BY APPROPRIATION CATEGORY**

HERNANDO

COUNTY

EXHIBIT A

APPROPRIATION CATEGORY	ACTUAL EXPENDITURES 2020-21	APPROVED BUDGET 2021-22	ACTUAL EXPENDITURES 3/31/22	REQUEST 2022-23	(INCREASE/DECREASE)		AMOUNT APPROVED 2022-23	(INCREASE/DECREASE)	
					AMOUNT	%		AMOUNT	%
(1)	(2)	(3)	(4)	(5)	(6)	(6a)	(7)	(8)	(8a)
PERSONNEL SERVICES (Sch. 1-1A)	2,198,954	2,475,109	1,141,684	2,699,231	224,122	9.06%			
OPERATING EXPENSES (Sch. II)	227,590	447,027	139,255	447,892	865	0.19%			
OPERATING CAPITAL OUTLAY (Sch. III)	4,944	26,012	20,000	25,525	(487)	-1.87%			
NON-OPERATING (Sch. IV)		10,000		10,000					
TOTAL EXPENDITURES	\$2,431,488	\$2,958,148	\$1,300,939	\$3,182,648	\$224,500	7.59%			
NUMBER OF POSITIONS		30		33	3	10.0%			
COL (5) - (3)							COL (6) / (3)		

IT Business Unit
Department: 9543

5/31/2022

FY23 Budget

PERSONNEL SERVICES

GL Account

5101250 Salaries & Wages - Regular	\$68,850
5102150 FICA	\$4,269
5102151 Mandatory Medicare	\$998
5102252 Retirement Contributions	\$8,200
5102350 Life/Health/Disability Insurance	\$15,720
5102450 Workers Compensation	\$110
5102550 Unemployment Compensation	\$0

Total Personnel Services		\$98,147
---------------------------------	--	-----------------

OPERATING EXPENSES

5303450 Care ATC Fees (per BOCC)	\$1,500
5303151 Professional Services - EDP	
5303153 Professional Services - GIS/Mapping	
5303165 Professional Services	
5304050 Travel & Per Diem	
5304252 Transportation - Freight	
5304651 Repairs & Maintenance - Equip	
5304654 Repairs & Maintenance - EDP	
Visual Studio with MSDN	\$843
5304953 Microsoft Advance	\$350
Microsoft Office 365 licenses each \$330	\$330
5304750 Printing and Binding - Business Cards	\$28
5304959 Current Chgs & Obligations - Other	
5305159 Office Supplies	\$50
5305255 Operating Supplies - Software	
5305260 Operating Supplies - Uncap EDP (CPU/monitors/cables)	\$1,850
5305261 Operating Supplies - Office Equipment	
5305262 Operating Supplies - Office Furniture	
5305453 Education (IAAO Course 600)	
5305454 Membership Dues	

Total Operating Expenses		\$4,951
---------------------------------	--	----------------

CAPITAL OUTLAY

5606451 Machines & Equipment - EDP - Replacement CPU
5606453 Machines & Equipment - Office Equipment

Total Capital Outlay	\$0	\$0
-----------------------------	------------	------------

Emergency Contingency

5909594

Total Emergency Contingency	\$0	\$0
------------------------------------	------------	------------

Total ITBU Budget	\$103,098	\$103,098
--------------------------	------------------	------------------

FY23 Request	\$103,098
Current Years Budget	\$102,769
Increase over current year	\$329

Fund 055 - Addressing Services				5/31/2022
FY23 Budget				
Addressing Service Fund 055		FY23		FY22
PERSONNEL SERVICES				
5101250	Salaries & Wages - Regular	71,979		
5102150	FICA	4,463		
5102151	Mandatory Medicare	1,044		
5102252	Reg Retirement Contributions	8,572		
5102350	Life/Health/Disability Insurance	31,440		
5102450	Workers Compensation	115		
Total Personnel Services		117,613		119,552
OPERATING EXPENSES				
5303450	Care ATC Cost (\$1500/emp per BOCC)	3,000	3,000	2,800
5303151	Professional Services - EDP			
Total Professional Services-EDP			0	0
5304050	Travel & Per Diem			
Total Travel & Per Diem			0	0
5304251	Postage		0	-
5304654	Repairs & Maintenance - EDP			
	Finance Plus-Financial Software (1/3 paid by Fund 055)	3,460		
	ArcGIS Standard Concurrent Use Primary Maintenance	1,500		
	ArcGIS Standard Concurrent Use Secondary Maint	1,200		
	Microsoft Office 365 licenses each \$330 total \$660	660		
Total Repairs & Maintenance-EDP		6,820		6,160
5304750	Printing and Binding	264	264	264
5304953	EDP License Fees			
Total EDP License Fees			0	0
5304959	Current Chgs & Obligations - Other		0	0
5305151	Office Supplies - Maps & Charts		0	0
5305159	Office Supplies - Other	200	200	200
5305260	Operating Supplies - Uncap EDP ...Replacement Monitors/cables (\$300)			0
5305261	Operating Supplies - Office Equipment Replacement: adding machines, printer, fax, scanner	1,000	1,000	1,000
5305262	Operating Supplies - Office Furniture (Chairs)	300	300	300
5305453	Education ESRI Online Classes			
Total Education			0	0
5305454	Dues/Membership			
started billing annually FY16 @\$5 yr				
	FL CFE Dues - DM	5		
	IAAO Dues - DM	35		
Total Dues/Membership			40	40
Total Operating Expenses			11,624	10,764
CAPITAL OUTLAY				
5606451	Machines & Equipment - EDP ...Replacement PC			0
Total Capital Outlay			0	0
Total Addressing Budget		129,237	129,237	130,316
Total Budget FY22		\$129,237		
Current Years Budget		\$130,316		
% Increase		-0.8280%		

Planning GIS Technician	5/31/2022		
		FY23 Budget	
PERSONNEL SERVICES			
GL Account			
5101250 Salaries & Wages - Regular		\$32,966	
5102150 FICA		\$2,044	
5102151 Mandatory Medicare		\$478	
5102252 Retirement Contributions		\$3,926	
5102350 Life/Health/Disability Insurance		\$15,720	
5102450 Workers Compensation		\$53	
5102550 Unemployment Compensation		\$0	
Total Personnel Services			\$55,187
OPERATING EXPENSES			
5303450 Other Contractual Services (Care ATC Fee per BOCC)		\$1,500	
5303151 Professional Services - EDP			
5303153 Professional Services - GIS/Mapping			
5303165 Professional Services			
5304050 Travel & Per Diem		\$1,145	
5304252 Transportation - Freight			
5304651 Repairs & Maintenance - Equip			
5304654 Repairs & Maintenance - EDP		\$1,200	
ArcGIS Advanced Concurrent Use Secondary			
Microsoft Office 365 licenses each \$330		\$330	
5304953 EDP Licensing Fees			
5304750 Printing and Binding - Business Cards		\$33	
5304959 Current Chgs & Obligations - Other			
5305159 Office Supplies		\$50	
5305255 Operating Supplies - Software			
5305260 Operating Supplies - Uncap EDP (CPU/monitors/cables)		\$1,850	
5305261 Operating Supplies - Office Equipment			
5305262 Operating Supplies - Office Furniture			
5305453 Education (IAAO Course 600)		\$450	
5305454 Membership Dues			
Total Operating Expenses			\$6,558
CAPITAL OUTLAY			
5606451 Machines & Equipment - EDP			
5606453 Machines & Equipment - Office Equipment			
Total Capital Outlay		\$0	\$0
Emergency Contingency			
5909594			
Total Emergency Contingency		\$0	\$0
Total GISP Budget		\$61,745	\$61,745
FY23 Request	\$61,745		
Current Years Budget	\$63,756		
Increase over current year	-\$2,011		

Environmental Services GIS Business Unit			
5/31/2022			
FY23 Budget			FY23
PERSONNEL SERVICES			
GL Account			
5101250	Salaries & Wages - Regular	\$34,166	
5102150	FICA	\$2,118	
5102151	Mandatory Medicare	\$496	
5102252	Retirement Contributions	\$4,069	
5102350	Life/Health/Disability Insurance	\$13,872	
5102450	Workers Compensation	\$892	
5102550	Unemployment Compensation	\$0	
Total Personnel Services			\$55,613
OPERATING EXPENSES			
5303450	Other Contractual Services (Care ATC Fee per BOCC)	\$1,500	
5303151	Professional Services - EDP		
5303153	Professional Services - GIS/Mapping		
5303165	Professional Services		
5304050	Travel & Per Diem	\$1,145	
5304252	Transportation - Freight		
5304651	Repairs & Maintenance - Equip		
5304654	Repairs & Maintenance - EDP	\$1,515	
	ArcGIS Standard Concurrent Use Secondary - \$1,200		
	MS Office Pro Plus - \$315		
	Microsoft Office 365 licenses each \$330	330	
5304953	EDP Licensing Fees		
5304750	Printing and Binding	\$50	
5304959	Current Chgs & Obligations - Other	\$100	
5305159	Office Supplies	\$100	
5305255	Operating Supplies - Software		
5305260	Operating Supplies - Uncap EDP (CPU/Monitor/Cables)	\$1,850	
5305261	Operating Supplies - Office Equipment		
5305262	Operating Supplies - Office Furniture (Chair)	\$250	
5305453	Education	\$450	
5305454	Membership Dues		
Total Operating Expenses			\$7,290
CAPITAL OUTLAY			
5606451	Machines & Equipment		
5606453	Machines & Equipment - Office Equipment		
Total Capital Outlay			\$0
Emergency Contingency			
5909594			
Total Emergency Contingency			\$0
Total GISE Budget		\$62,903	\$62,903
Total Budget FY23		\$62,903	
Current Years Budget		\$63,004	
Increase over current year		-\$101	



Fiscal Year 2022–2023 Annual Budget

Honorable Sally L. Daniel, CFC – Tax Collector

The Tax Collector collects Property/Tangible taxes for the county and distributes these funds to the various Taxing Authorities. We also provide State Agency functions: Motor Vehicle & Vessel Title/registrations; Disabled Parking Permits; Driver License/ID cards; Concealed Weapon License applications; Hunting & Fishing Licenses; and Florida Birth Certificates. We are a self-sufficient office as we operate off the fees we collect for these services.



Accomplishments

1. Successful use of our Self-Service Kiosk for Vehicle Registration renewals in the Seven Hills Publix located at the corner of Mariner Blvd and County Line Rd. This process saves gas, time and the decal prints in about 2 minutes! It is available during Publix business hours, which gives citizens the convenience of after hours and weekends.
2. 2 Drop boxes were installed for drop off payments. One is at the bottom of the Courthouse parking lot and the other is located near our Spring Hill office entrance. This offers citizens the opportunity to drop off Property Tax or Registration Renewal payments (Check payments only) without having to wait in line and offers an after business hours option.
3. A chat box is now located on our website 24 hours a day to help assist customers with questions they may have in any of our departments. 4) We contracted with a third party vendor to process our driving exams. By doing this, it has increased the amount of driving exam appointments offered daily.
4. FLOW Bus - worked with the FLHSMV to provide a bus located in downtown Brooksville to provide Driver License services while our 98 office is closed for renovations.

Goals

1. Increase efficiencies and reduce transaction times for our citizens.
2. Offering more opportunities and ways for citizens to pay for services without entering an office.
3. To reduce the hold time citizens experience or having to wait for a return phone call/email to answer most commonly asked questions.

Key Projects

1. Transition to Grant Street's Tax and Cashiering system is in process, which will enable our office to provide multiple services in one transaction. We are scheduled to go live in early 2023.
2. Full-service drive-thru service
3. Adding a closed driving course in Spring Hill
4. Additional Kiosk placements throughout the county.

Total Budget FY22 -- \$ 3,616,500

Toni Brady

From: Amy L. Blackburn
Sent: Tuesday, June 28, 2022 4:23 PM
To: Toni Brady; Tameka L. Thompson; Jeffrey Rogers; Tobey Phillips
Cc: Sally Daniel
Subject: RE: REVISED - Tax Collector Fees

Good afternoon Toni,

Revised Tax Collector Fees based on the Certified Tax Value of \$12,778,647,818. See below in blue:

Thank you,
Amy

Amy Blackburn, CFOA

Finance Director

Representing Sally L. Daniel, CFC

Hernando County Tax Collector

Phone (352)540-6657

Fax (352)754-4189

alblackburn@co.hernando.fl.us



**Motor Vehicle Kiosk located inside Seven Hills Publix off Mariner & County Line Rd.*

DROP BOXES located: Brooksville Courthouse bottom parking lot and Spring Hill office double door hallway entrance.

Courthouse, 20 N Main St rm112 8:00am-4:30pm for DMV, DL Clearances, Property Tax, CWL by appointment only, schedule @ WWW.HERNANDOTAX.US

Hwy 98, Ponce DeLeon Blvd TEMPORARILY CLOSED call 352-754-4230 for DL questions

The *FLOW Bus*, located at the bottom of the Courthouse parking lot M-F, 10am -3pm issues Driver Licenses.

Spring Hill, Forest Oaks Blvd 8:00am –4:30 pm for DMV, Property Tax, Driver License, Driving Exam

SCHEDULE APPOINTMENT FOR A DRIVING EXAM @ WWW.HERNANDOTAX.US

Please contact our office by phone or email if you have any questions. (352)754-4180

prompt 2 - Property Taxes

prompt 3 - DMV, Birth Certificates, CWL

prompt 4 - Driver License / Identification Cards

prompt 5 - Hunting and Fishing

"If you do not want your e-mail address released in response to a public records request, do not send electronic mail to this entity. Instead, contact this office by phone or in writing"

From: Amy L Blackburn

Sent: Friday, June 3, 2022 1:07 PM

To: Toni Brady <tbrady@co.hernando.fl.us>; Tameka L Thompson <TLThompson@co.hernando.fl.us>; Jeffrey Rogers <JRogers@co.hernando.fl.us>; Tobey Phillips <tphillips@co.hernando.fl.us>

Cc: Sally Daniel <sallyd@co.hernando.fl.us>

Subject: REVISED - Tax Collector Fees

Good afternoon Toni,

These are the Tax Collector's revised estimated fees for FY 2023 based on the Property Appraiser's Revised Good Faith submitted today. There is also a change in postage. Our vendor that mails our tax bills just informed us of an increase due to the USPS postage increase effective July 10, 2022.

Per F.S. 192.091 the Tax Collector is to charge fees of 10% of the first \$100,000; 5% of the next \$100,000; 3% of the balance up to the assessed value of \$50 million; and 2% on the balance. Based on the Property Appraiser's reported taxable value of \$12,395,000,000; 2021 millage rates; and the BCC fees charged YTD of \$4,112,198 - it is estimated FY 2023 fees will be:

General Fund: \$ 3,500,000 – Revised \$ 3,600,000

Total BCC (including GF): \$4,850,000 – Revised \$4,935,000

Postage: \$ 16,500 – No Change

FY 2022 unused fees for the General Fund are estimated at \$850,000. No Change

Have a great weekend.

Amy

Amy Blackburn, CFCA

Finance Director



Fiscal Year 2022–2023 Annual Budget

County Administration



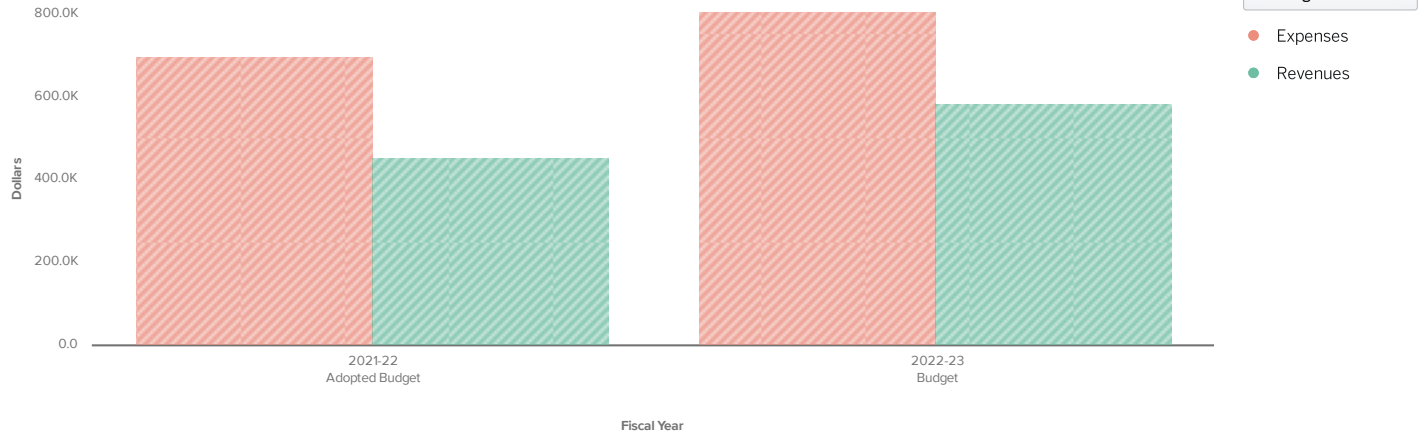
What We Do

The Hernando County Senior Leadership Team (SLT) consists of the County Administrator, Deputy County Administrator and eight of the County's department directors. This team works together to carry out the directives and policies of the Board of County Commissioners as well as serve the citizens of Hernando County. The SLT and their staff work hard to make Hernando County a beautiful place to live, work and play.



County Administration Department Revenue vs Expenditure

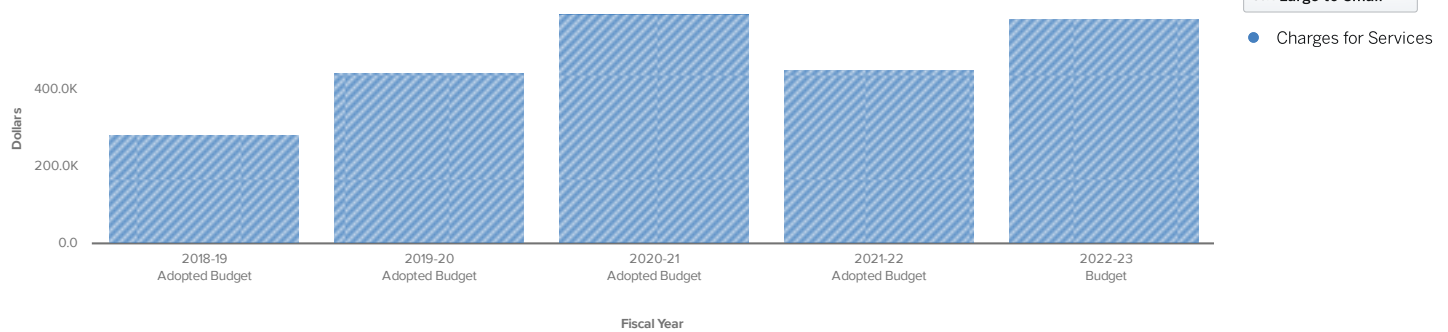
Visualization



Collapse All	2021-22 Adopted Budget	2022-23 Budget
▼ Revenues	\$ 452,733	\$ 583,678
► Charges for Services	452,733	583,678
▼ Expenses	695,519	801,849
► Personnel Services	626,685	720,907
► Operating Expense	68,834	72,992
► Transfers	0	7,950
Revenues Less Expenses	\$ -242,786	\$ -218,171

The Numbers Over Time – Revenues

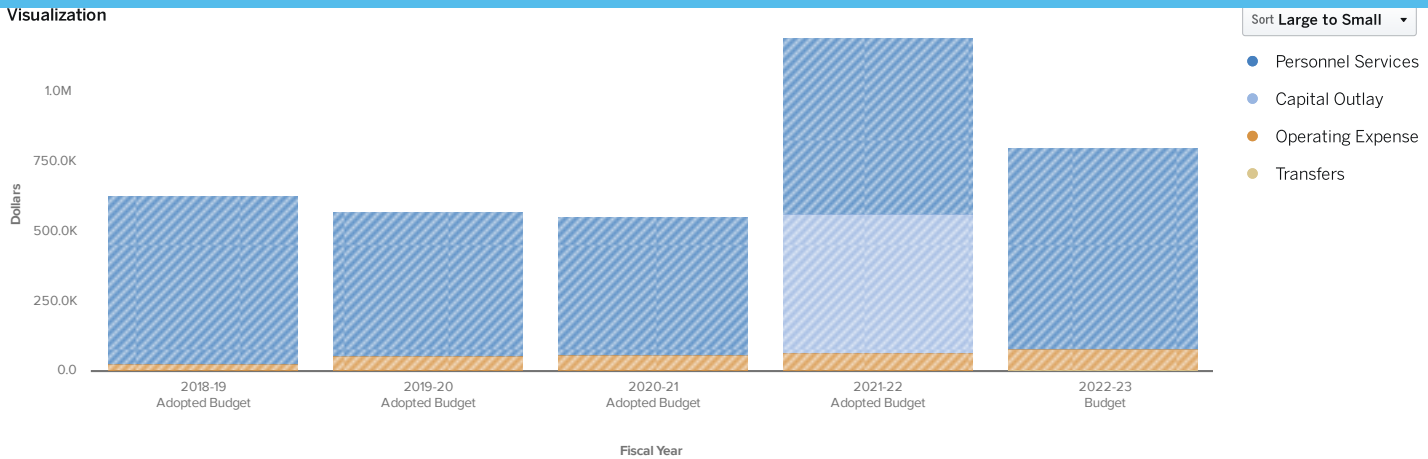
Visualization



Collapse All	2018-19 Adopted Budget	2019-20 Adopted Budget	2020-21 Adopted Budget	2021-22 Adopted Budget	2022-23 Budget
▼ Charges for Services	\$ 284,464	\$ 444,227	\$ 594,784	\$ 452,733	\$ 583,678
► General Government	284,464	444,227	594,784	452,733	583,678
Total	\$ 284,464	\$ 444,227	\$ 594,784	\$ 452,733	\$ 583,678

The Numbers Over Time – Expenditures

Visualization

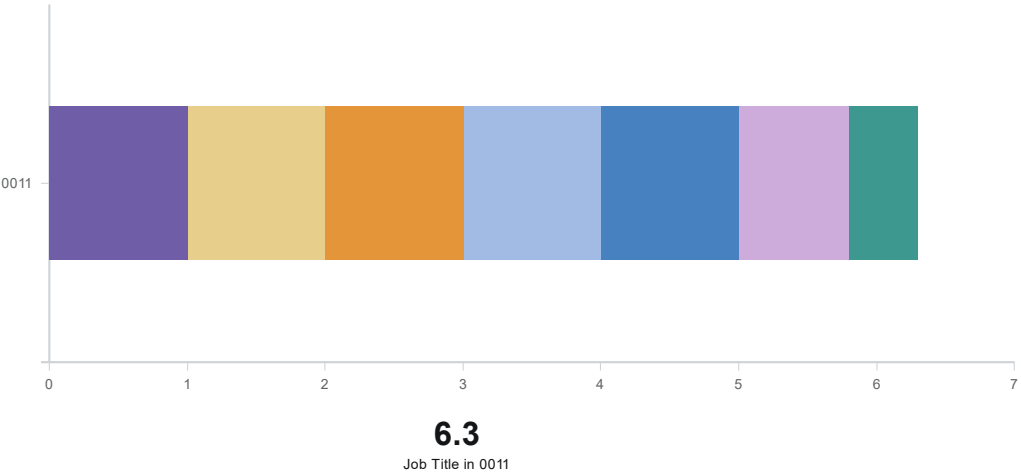


Expand All	2018-19 Adopted Budget	2019-20 Adopted Budget	2020-21 Adopted Budget	2021-22 Adopted Budget	2022-23 Budget
► Personnel Services	\$ 602,502	\$ 515,687	\$ 497,826	\$ 626,685	\$ 720,907
► Capital Outlay	0	0	0	500,000	0
► Operating Expense	27,384	56,119	58,700	68,834	72,992
► Transfers	0	0	0	0	7,950
Total	\$ 629,886	\$ 571,806	\$ 556,526	\$ 1,195,519	\$ 801,849

Our People – FTE Count

Allocated FTE - Fund
0011-01101 County
Admin

Data Updated 4 days ago



Allocated FTE - Fund 0011-01101 County Admin

Job Title	0011
Allocated FTE Count	
ADMINISTRATIVE SERVICES COORDINATOR	1.00
AGENDA COORDINATOR	1.00
COMMUNITY DEVELOPMENT SPECIALIST	1.00
CONSTRUCTION PROJECT COORDINATOR	1.00
COUNTY ADMINISTRATOR	0.80
DEPUTY COUNTY ADMINISTRATOR	0.50
INTERN	1.00
ALLOCATED FTE COUNT	6.30



Fiscal Year 2022–2023 Annual Budget

Public Information



What We Do

The Public Information Office uses a multimedia approach to provide accurate, relevant and timely information to the public about Hernando County events, news, programs and services. If threatening weather situations and other types of public emergencies arise, the Public Information Office works together with the appropriate agencies to ensure that accurate and timely information is provided via our website, social and news media.



Accomplishments

The Hernando County Public Information Office works on multiple campaigns to educate the public through outlets such as the Annual Report, the Government Directory, Hernando Highlights Newsletter, weekly media releases, educational videos, and social media. The Public Information Office also directly handles Public Records Request in a timely manner.

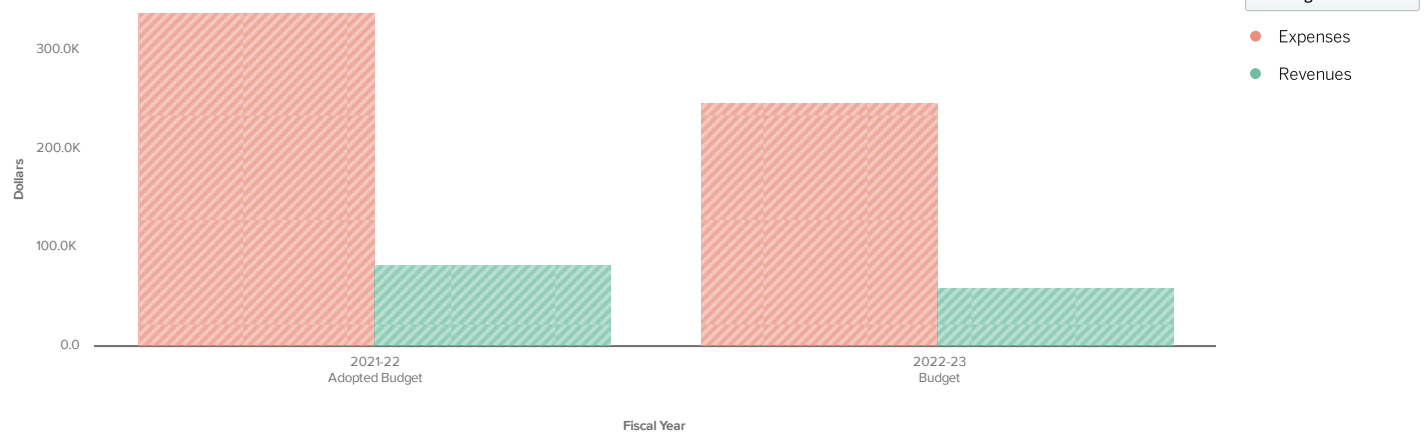
“I am very impressed with your service –kindness and your fast response. You truly care about the people and it’s very clear you are excellent at what you do for a living and help people – like myself that are in hardship and went out of your way to help me.” –
Hernando Citizen

Goals

- To educate the community and keep residents informed on all things local Government.
- Clearly communicate messaging to the public when emergency operations have been activated.
- Handle all Public Records Request in a timely manner.

Public Information Department Revenue vs Expenditure

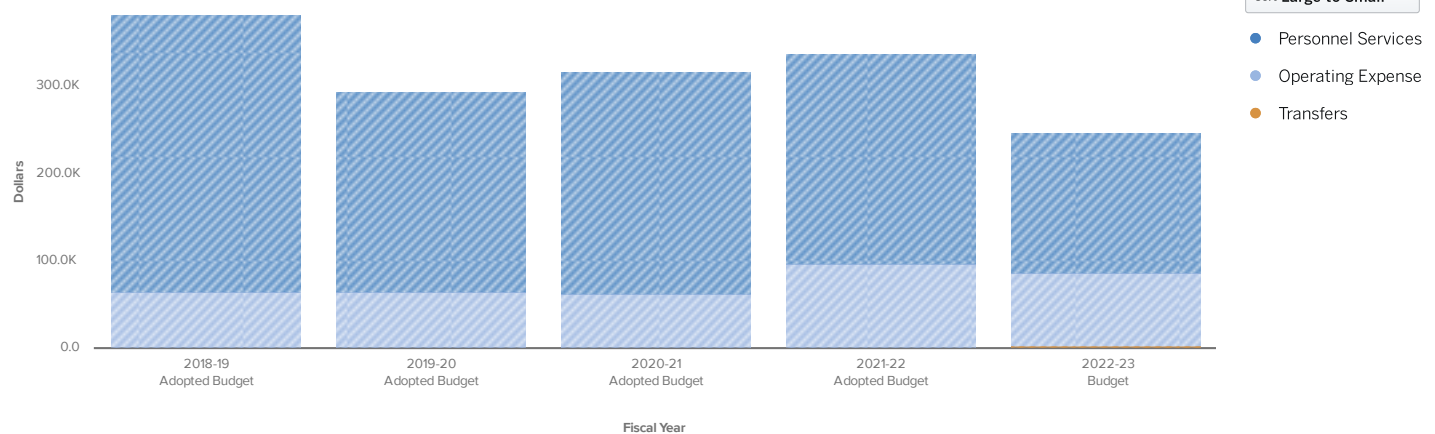
Visualization



Expand All	2021-22 Adopted Budget	2022-23 Budget
▼ Revenues	\$ 81,991	\$ 58,979
► Charges for Services	81,991	58,979
▼ Expenses	336,547	246,436
► Personnel Services	240,081	159,062
► Operating Expense	96,466	84,374
► Transfers	0	3,000
Revenues Less Expenses	\$ -254,556	\$ -187,457

The Numbers Over Time – Expenditures

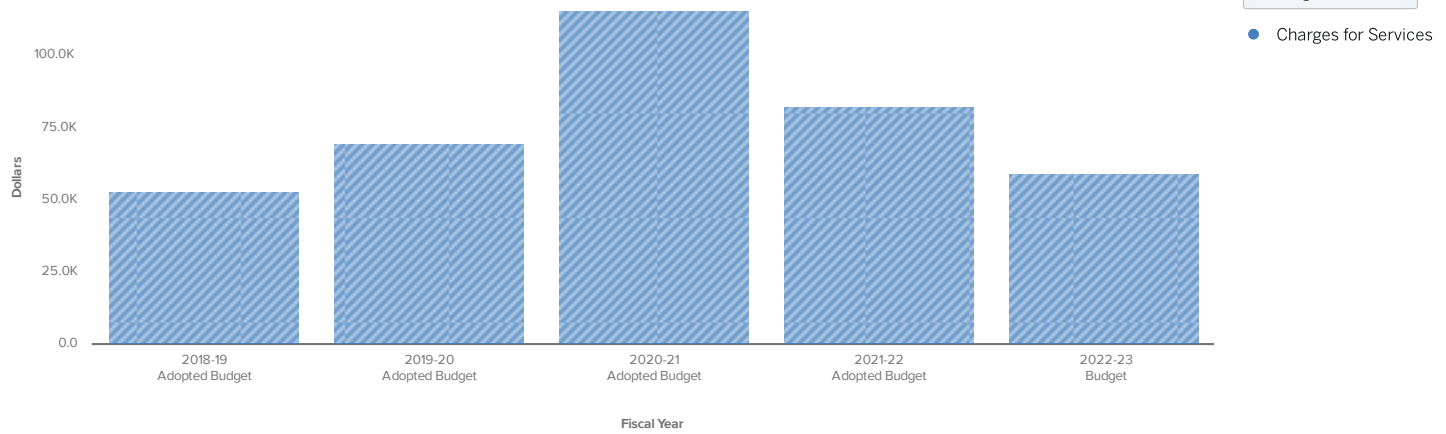
Visualization



Expand All	2018-19 Adopted Budget	2019-20 Adopted Budget	2020-21 Adopted Budget	2021-22 Adopted Budget	2022-23 Budget
► Personnel Services	\$ 316,781	\$ 229,403	\$ 252,750	\$ 240,081	\$ 159,062
► Operating Expense	64,313	64,299	63,608	96,466	84,374
► Transfers	0	0	0	0	3,000
Total	\$ 381,094	\$ 293,702	\$ 316,358	\$ 336,547	\$ 246,436

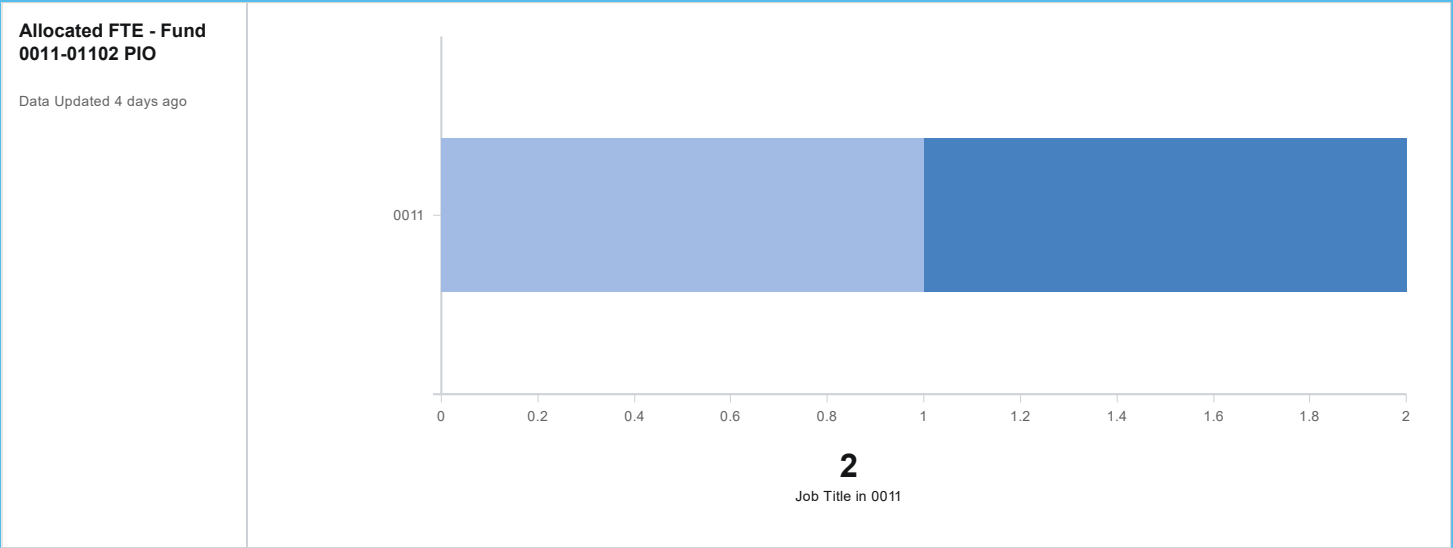
The Numbers Over Time – Revenues

Visualization



Expand All	2018-19 Adopted Budget	2019-20 Adopted Budget	2020-21 Adopted Budget	2021-22 Adopted Budget	2022-23 Budget
► Charges for Services	\$ 52,806	\$ 69,501	\$ 115,265	\$ 81,991	\$ 58,979
Total	\$ 52,806	\$ 69,501	\$ 115,265	\$ 81,991	\$ 58,979

Our People – FTE Count



Allocated FTE - Fund 0011-01102 PIO	
Job Title	0011
Allocated FTE Count	
PUBLIC INFORMATION COORDINATOR	1.00
VIDEO ASSISTANT	1.00
ALLOCATED FTE COUNT	2.00

- Projects
- Half Cent Sales Tax education

Boating Safety Campaign

Code Enforcement Campaign

Utilities Rebate information

Newsletter

Mental Health education

Ribbon Cuttings

Grand Openings

Hurricane Expo

Speakers Bureau, etc.



Fiscal Year 2022–2023 Annual Budget

Office of Management & Budget



What We Do

The mission of the Office of Management and Budget is to provide a financial plan and outline for the Board of County Commissioners and Management staff in order to make educated policy decisions and to ensure their financial decisions are implemented and followed to guarantee that the taxpayers of Hernando County receive the best possible services through the most effective and efficient methods.



Accomplishments

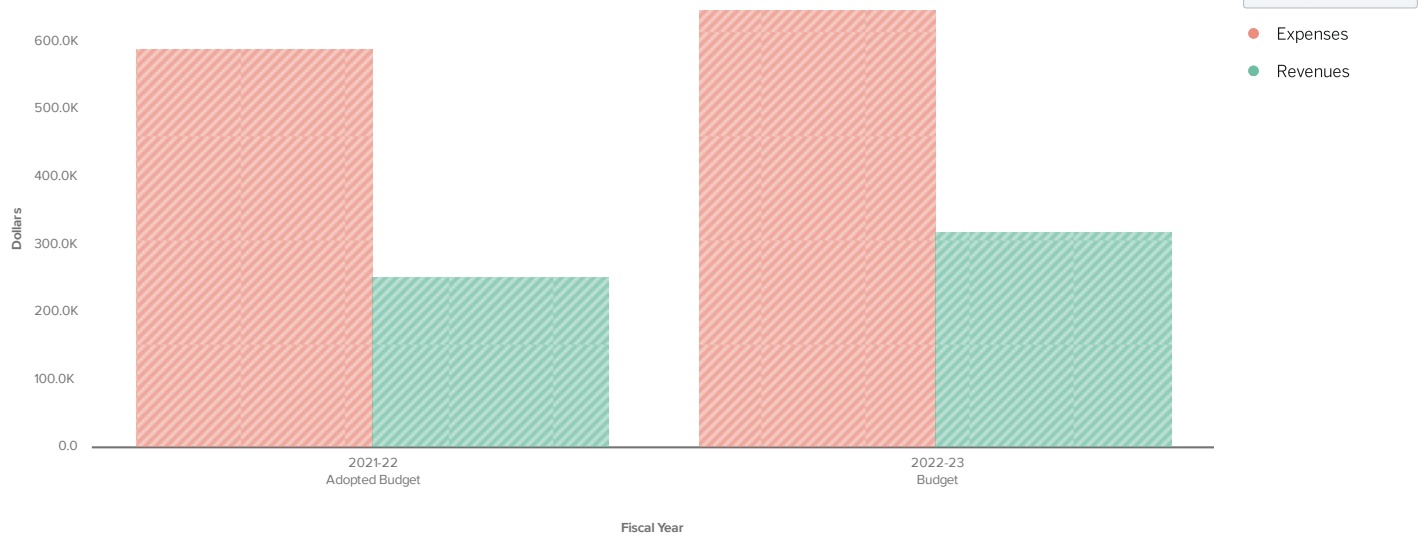
The Office of Management and Budget has build, presented and adopted a balanced budget each fiscal year.

Goals

- To create an interactive, transparent budget for the citizens of Hernando County.
- Manage and monitor the spending of the County departments to ensure they comply with their budgetary restrictions per the Budget Policy
- Apply and obtain funding through grant programs to utilize County funds as matches in order to complete more capital projects.

Office of Management and Budget Revenue vs Expenditure

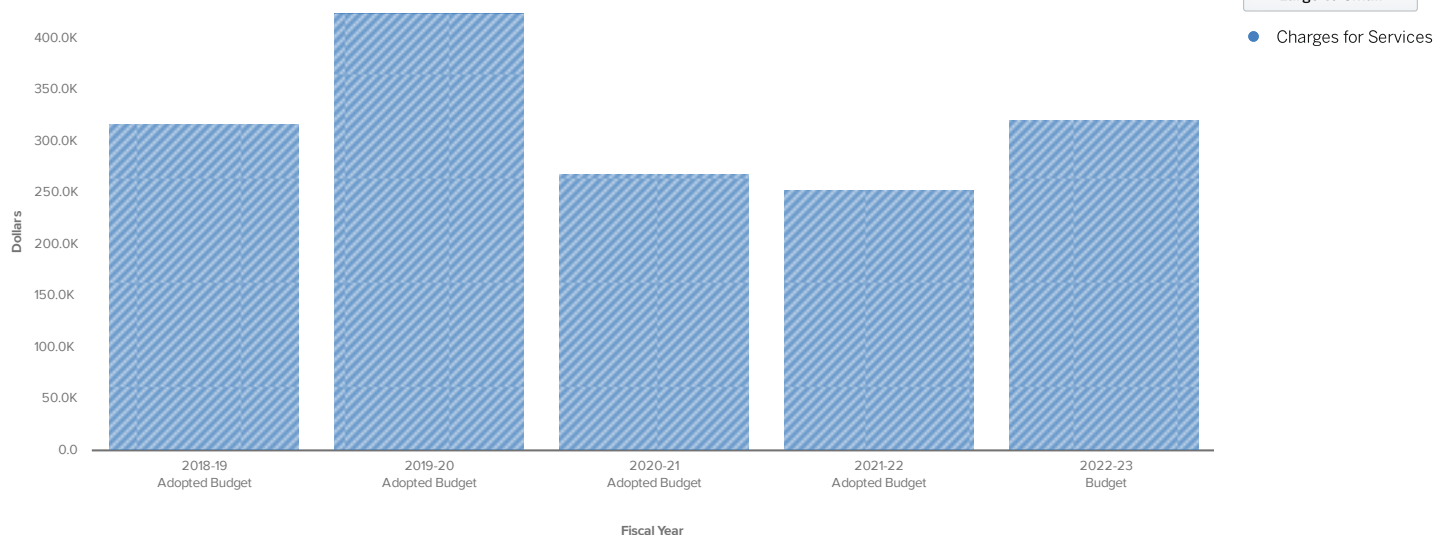
Visualization



Collapse All	2021-22 Adopted Budget	2022-23 Budget
▼ Revenues	\$ 253,281	\$ 321,040
► Charges for Services	253,281	321,040
▼ Expenses	591,272	646,907
► Personnel Services	526,921	576,187
► Operating Expense	64,351	61,495
► Transfers	0	9,225
Revenues Less Expenses	\$ -337,991	\$ -325,867

The Numbers Over Time – Revenues

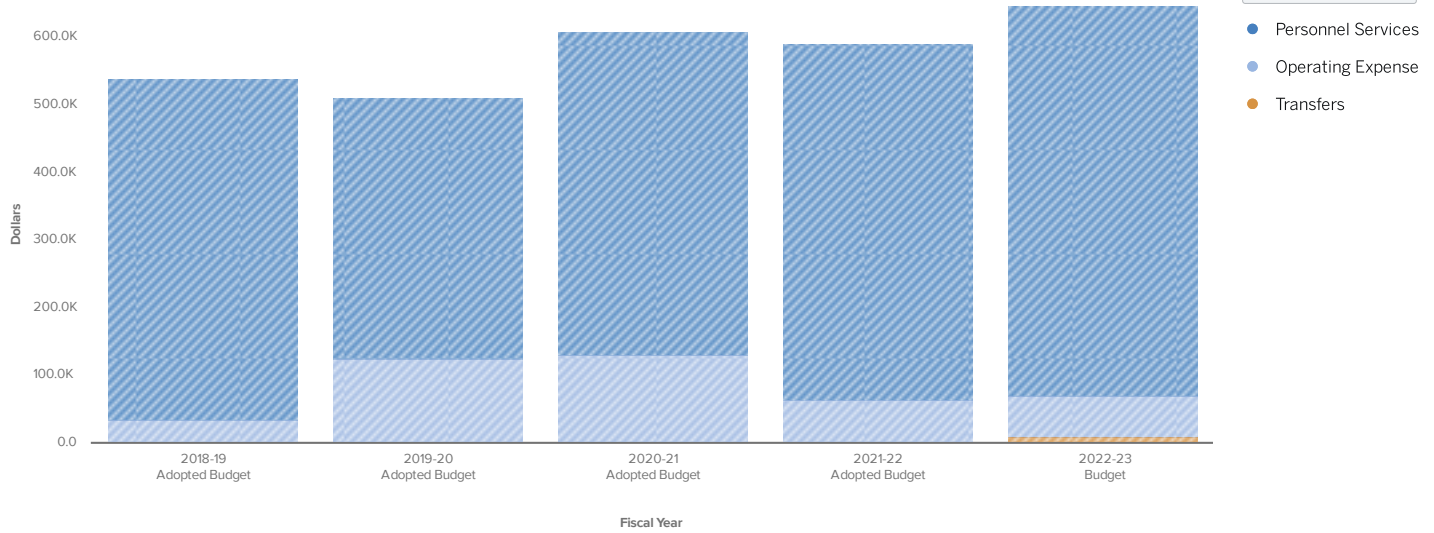
Visualization



Expand All	2018-19 Adopted Budget	2019-20 Adopted Budget	2020-21 Adopted Budget	2021-22 Adopted Budget	2022-23 Budget
► Charges for Services	\$ 316,864	\$ 423,998	\$ 268,469	\$ 253,281	\$ 321,040
Total	\$ 316,864	\$ 423,998	\$ 268,469	\$ 253,281	\$ 321,040

The Numbers Over Time – Expenditures

Visualization

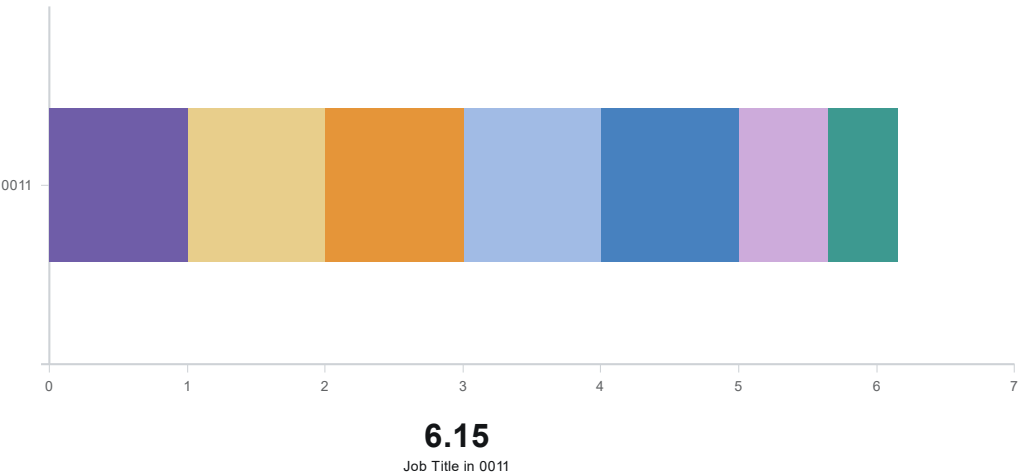


Expand All	2018-19 Adopted Budget	2019-20 Adopted Budget	2020-21 Adopted Budget	2021-22 Adopted Budget	2022-23 Budget
► Personnel Services	\$ 505,797	\$ 386,997	\$ 479,187	\$ 526,921	\$ 576,187
► Operating Expense	33,250	124,558	130,226	64,351	61,495
► Transfers	0	0	0	0	9,225
Total	\$ 539,047	\$ 511,555	\$ 609,413	\$ 591,272	\$ 646,907

Our People – FTE Count

**Allocated FTE - Fund
0011-01151 OMB**

Data Updated 4 days ago



Allocated FTE - Fund 0011-01151 OMB

Job Title	0011
Allocated FTE Count	
ADMINISTRATIVE ASSISTANT II	0.50
BUDGET MANAGEMENT ANALYST I	1.00
BUDGET MANAGEMENT ANALYST II	1.00
FINANCE AND BUDGET TECHNICIAN	1.00
GRANTS AND ORGANIZATIONAL PERFORMANCE COORDINATOR	1.00
GRANTS COMPLIANCE COORDINATOR	1.00
OFFICE OF MANAGEMENT AND BUDGET DIRECTOR	0.65
ALLOCATED FTE COUNT	6.15




Fiscal Year 2022–2023 Annual Budget

Purchasing



What We Do

Purchasing and Contracts is responsible for the purchase of products and services for all departments under the Board of County Commissioners. We issue purchase orders and contracts and assure compliance with applicable laws, rules and regulations. Our procurement process is operated in accordance with Hernando County Purchasing Policies and Procedures, Hernando County Ordinance, Florida Statutes, the Florida Sunshine Law and Cone of Silence to ensure fairness, competition and best value.



Accomplishments

During FY21 Purchasing processed the following:
1,100 Change Orders
1067 Purchase Orders
99 BID Solicitations
Year to Date FY22 Purchasing processed the following:
369 of Change Orders
1104 Purchase Orders
104 BID Solicitations

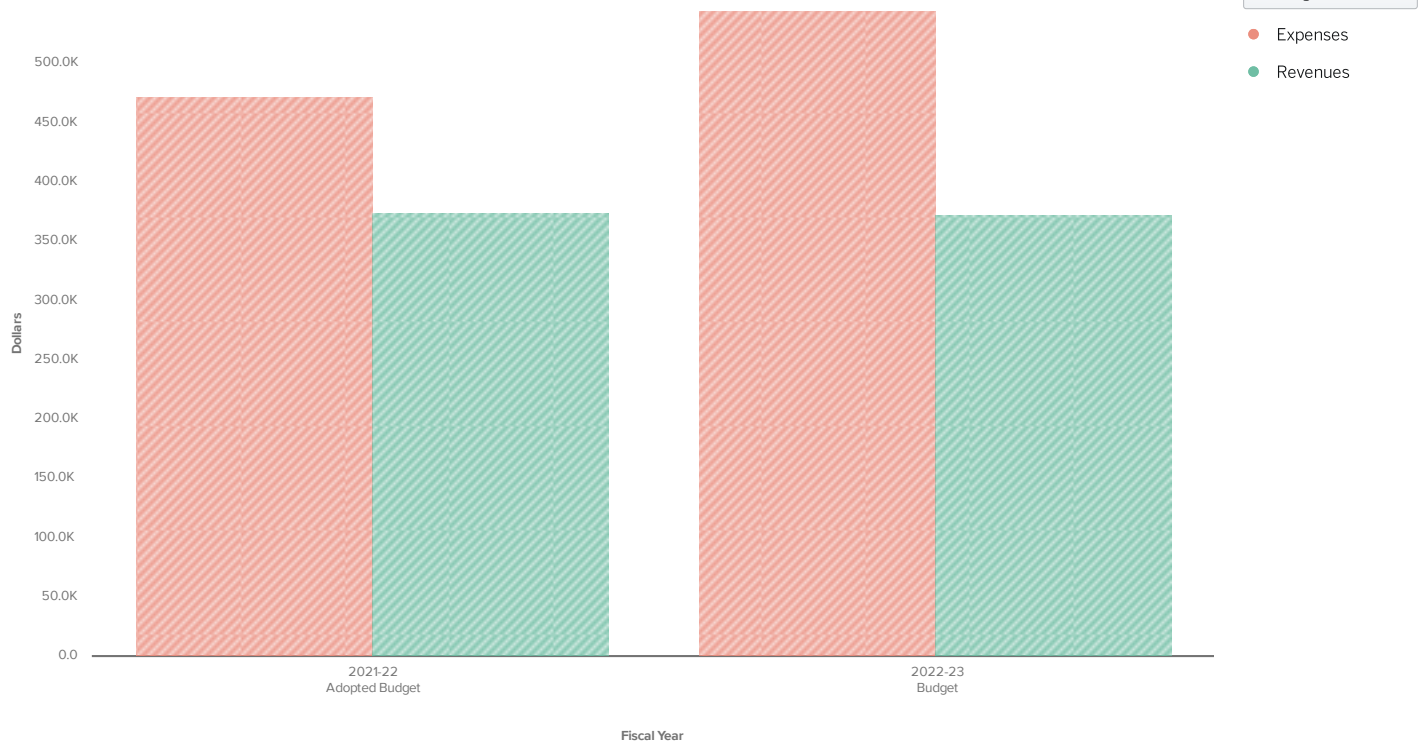
Note: These numbers do not include any Professional Services Agreements, General Agreements, Piggy-Back contracts or Sole Source contracts.

Goals

- Provide an efficient and timely procurement process that follows the County's policies and procedures.
- Update the County's Purchasing Policy and Procedures
- Implement an electronic bid process that is transparent to Vendors and Citizens

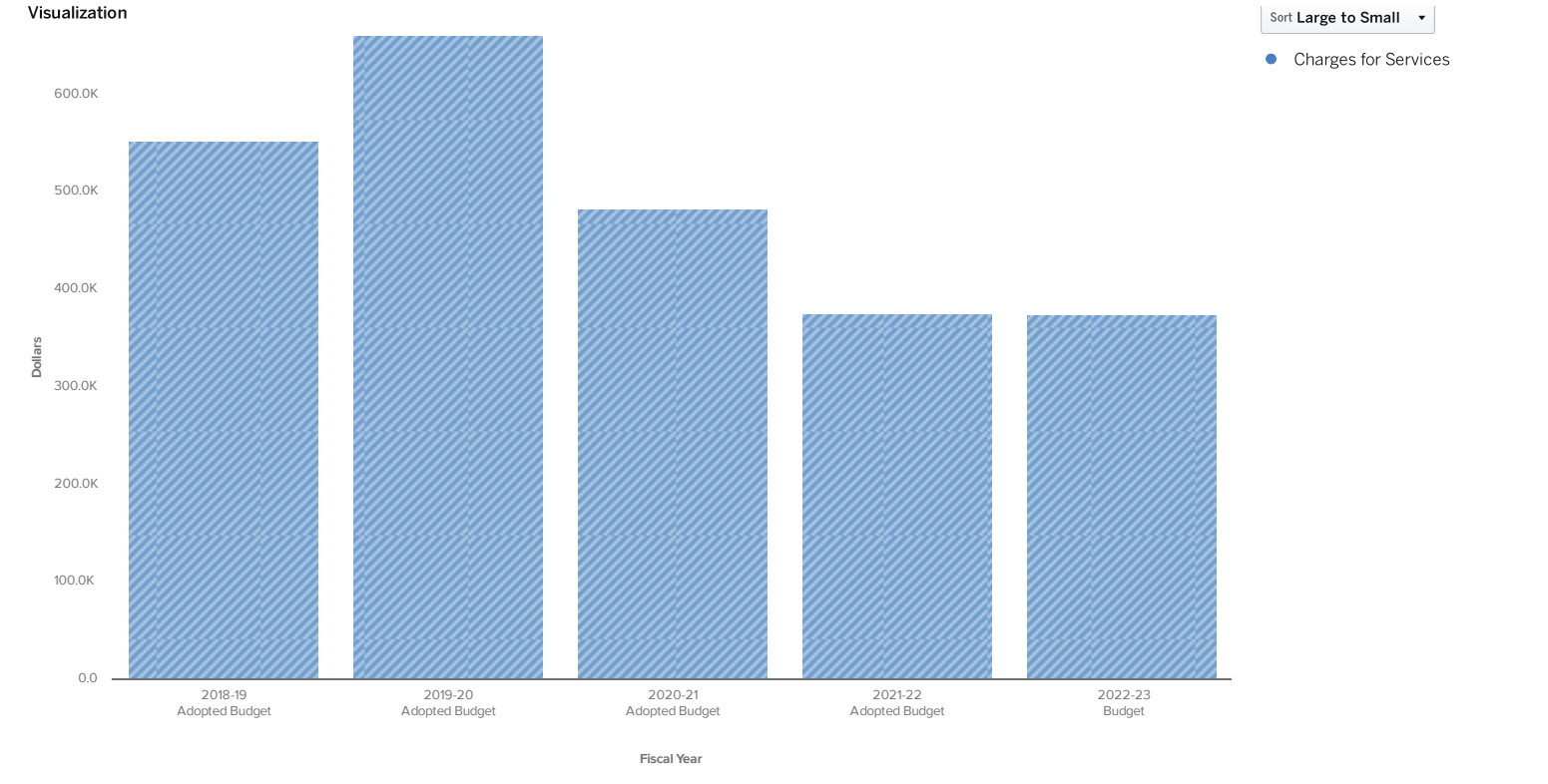
Purchasing Revenue vs Expenditure

Visualization



Collapse All	2021-22 Adopted Budget		2022-23 Budget
▼ Revenues	\$ 374,757		\$ 373,049
► Charges for Services	374,757		373,049
▼ Expenses	472,389		543,921
► Personnel Services	444,244		512,567
► Operating Expense	28,145		22,579
► Transfers	0		8,775
Revenues Less Expenses	\$ -97,632		\$ -170,872

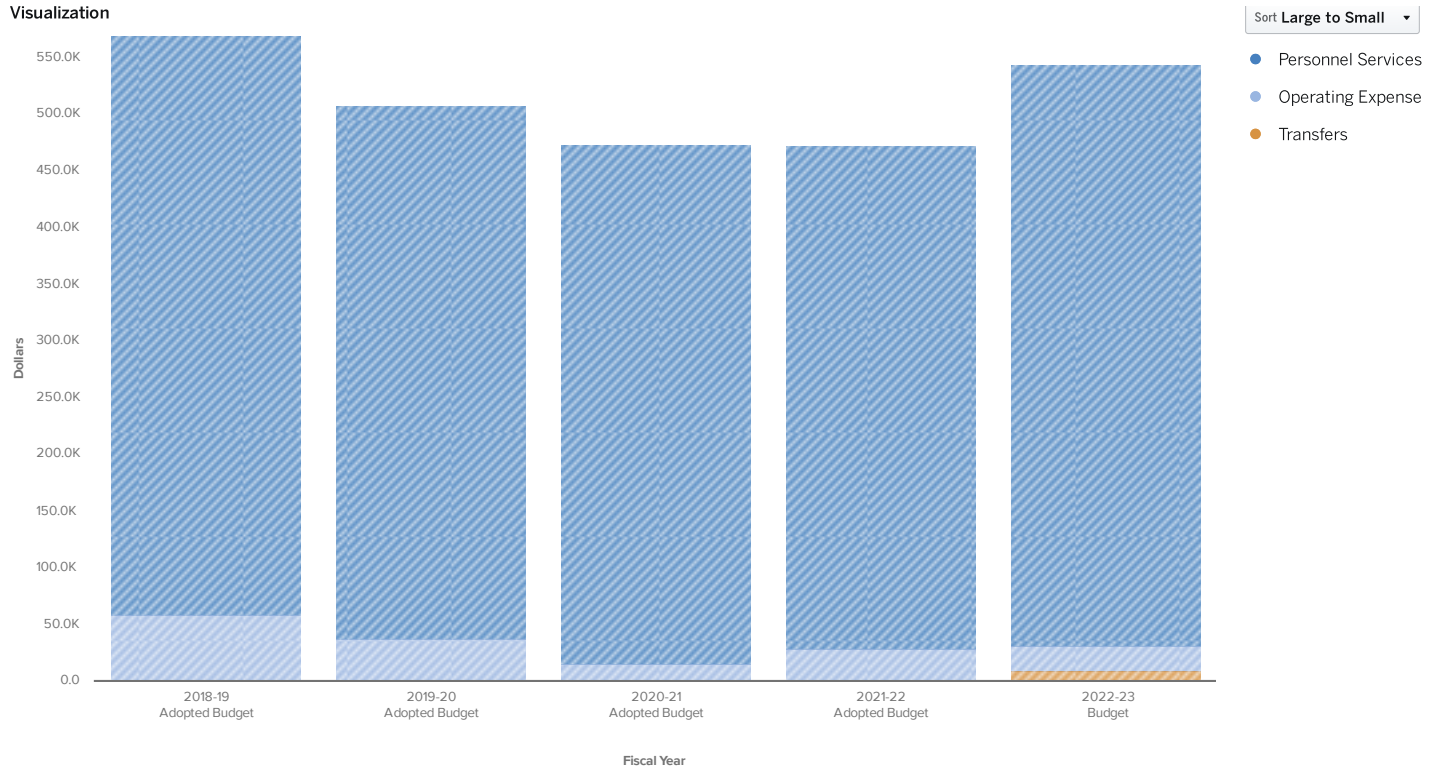
The Numbers Over Time – Revenues



Expand All	2018-19 Adopted Budget	2019-20 Adopted Budget	2020-21 Adopted Budget	2021-22 Adopted Budget	2022-23 Budget
► Charges for Services	\$ 552,114	\$ 659,541	\$ 481,634	\$ 374,757	\$ 373,049
Total	\$ 552,114	\$ 659,541	\$ 481,634	\$ 374,757	\$ 373,049

The Numbers Over Time – Expenditures

Visualization

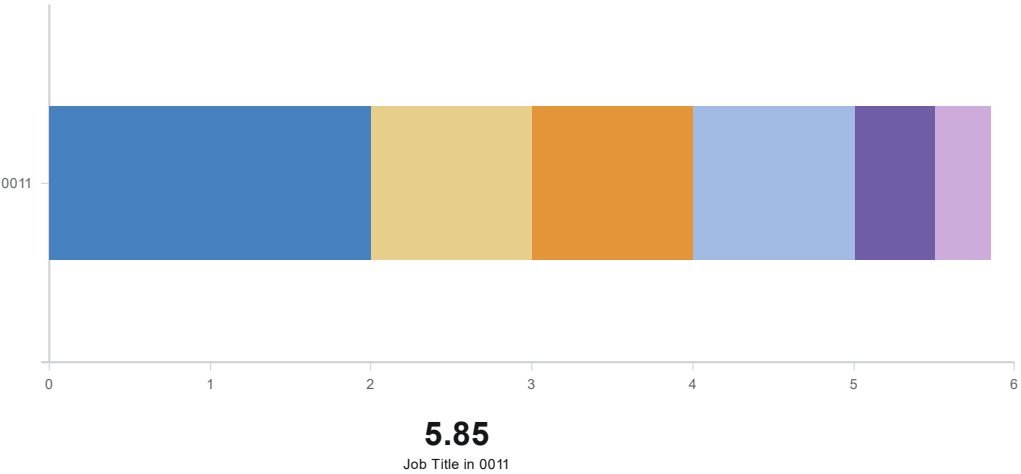


Collapse All	2018-19 Adopted Budget	2019-20 Adopted Budget	2020-21 Adopted Budget	2021-22 Adopted Budget	2022-23 Budget
► Personnel Services	\$ 510,511	\$ 469,578	\$ 458,032	\$ 444,244	\$ 512,567
► Operating Expense	58,373	37,786	15,840	28,145	22,579
▼ Transfers	0	0	0	0	8,775
► Transfers - Between Funds	0	0	0	0	8,775
Total	\$ 568,884	\$ 507,364	\$ 473,872	\$ 472,389	\$ 543,921

Our People – FTE Count

Allocated FTE - Fund 0011-01401 Purchasing

Data Updated 4 days ago



Allocated FTE - Fund 0011-01401 Purchasing

Job Title	0011
Allocated FTE Count	
ADMINISTRATIVE ASSISTANT II	0.50
CONTRACT COMPLIANCE OFFICER	1.00
OFFICE OF MANAGEMENT AND BUDGET DIRECTOR	0.35
PURCHASING AGENT I	1.00
PURCHASING AGENT II	2.00
PURCHASING COORDINATOR	1.00
ALLOCATED FTE COUNT	5.85



Fiscal Year 2022–2023 Annual Budget

Human Resources

What We Do

The Human Resources Department leads innovative human resources related systems by recruiting and retaining a talented, diverse workforce to ensure excellence in service for employees and others served. The department strives to provide effective human resources related guidance, consultation, and services to all departments. The Human Resources Department is comprised of the functional areas of general human resources operations, benefits and self-insured medical insurance administration, performance management, classification and compensation, new employee onboarding and orientation, employee development/training, labor and employee relations, recruitment and selection, risk management, Worker's Compensation, and employee safety/health services.



Human Resources

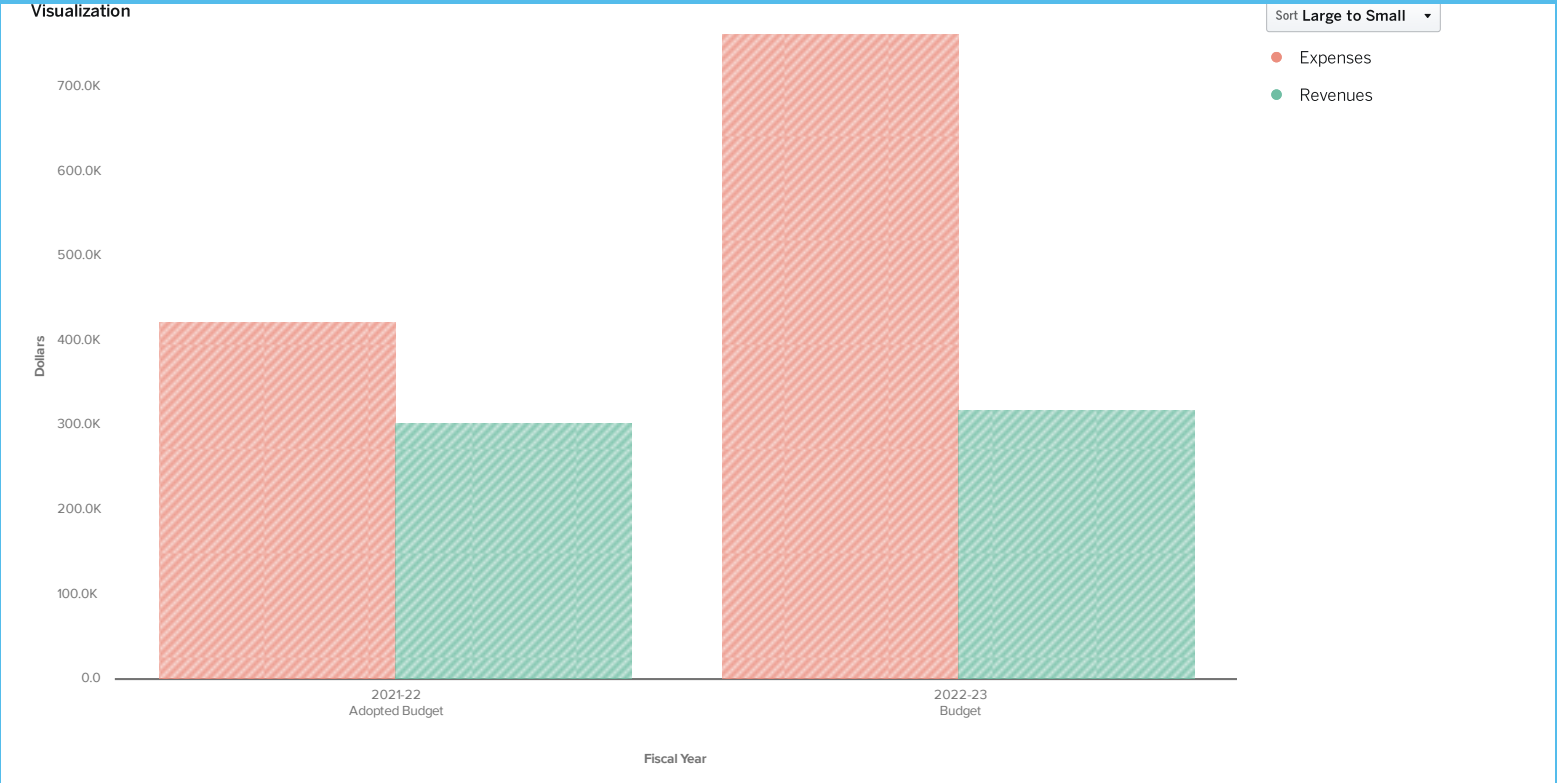
What we do and essential program areas:



Key Projects and Accomplishments: Implementation of Neogov modules including Insight and Online Hiring Center, Onboard, and E-forms. Continued incorporation of employee development and training programming, creation of Employee Handbook Policies and Procedures document, addition of employee wellness activities and strategies.

Goals: Implementation of additional Neogov modules for performance management, improved background system for recruitment and selection purposes. Coordination of classification and compensation updates, as well as continued updates and improvements for human resources policies, processes and procedures.

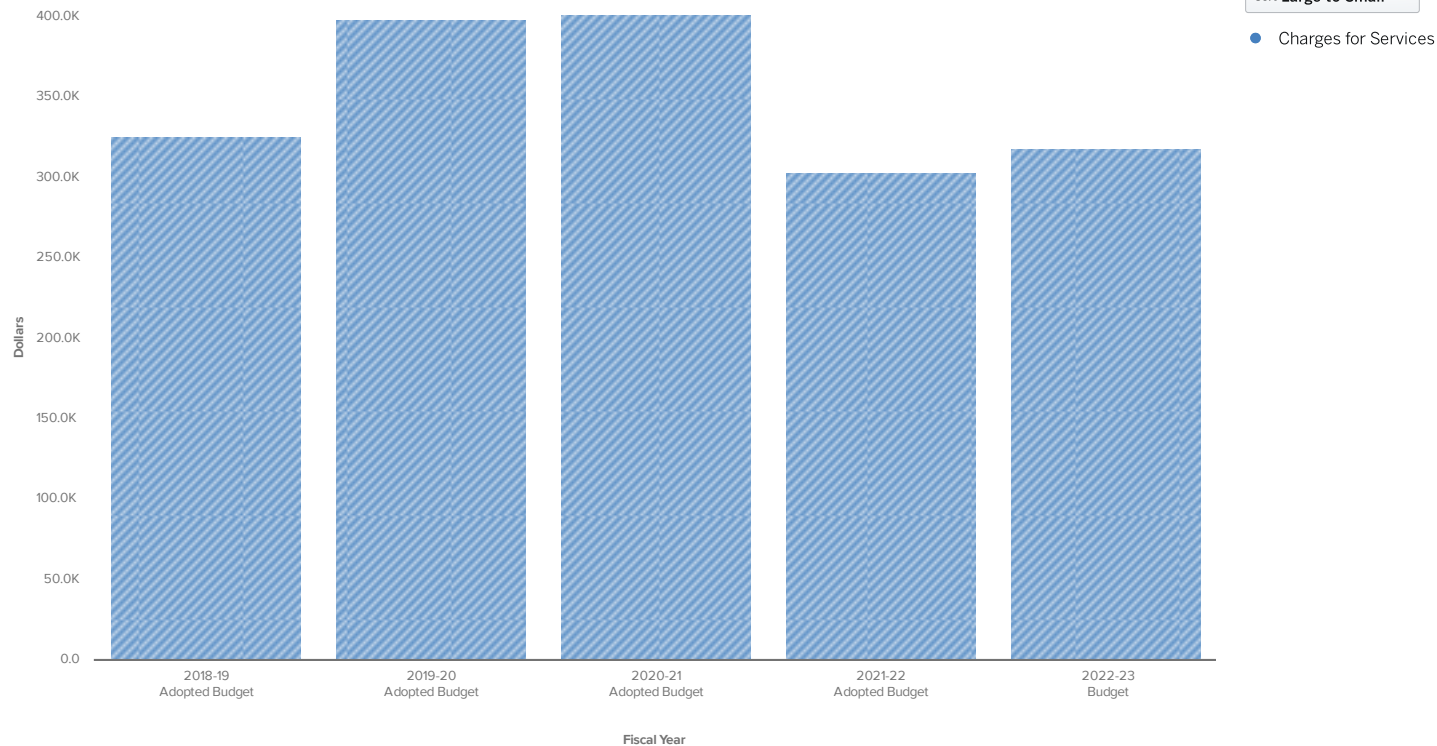
Human Resources Department Revenue vs Expenditure



Collapse All	2021-22 Adopted Budget		2022-23 Budget
▼ Revenues	\$ 303,419		\$ 318,194
► Charges for Services	303,419		318,194
▼ Expenses	422,690		762,457
► Operating Expense	161,723		440,849
► Personnel Services	260,967		317,633
► Transfers	0		3,975
Revenues Less Expenses	\$ -119,271		\$ -444,263

The Numbers Over Time – Revenues

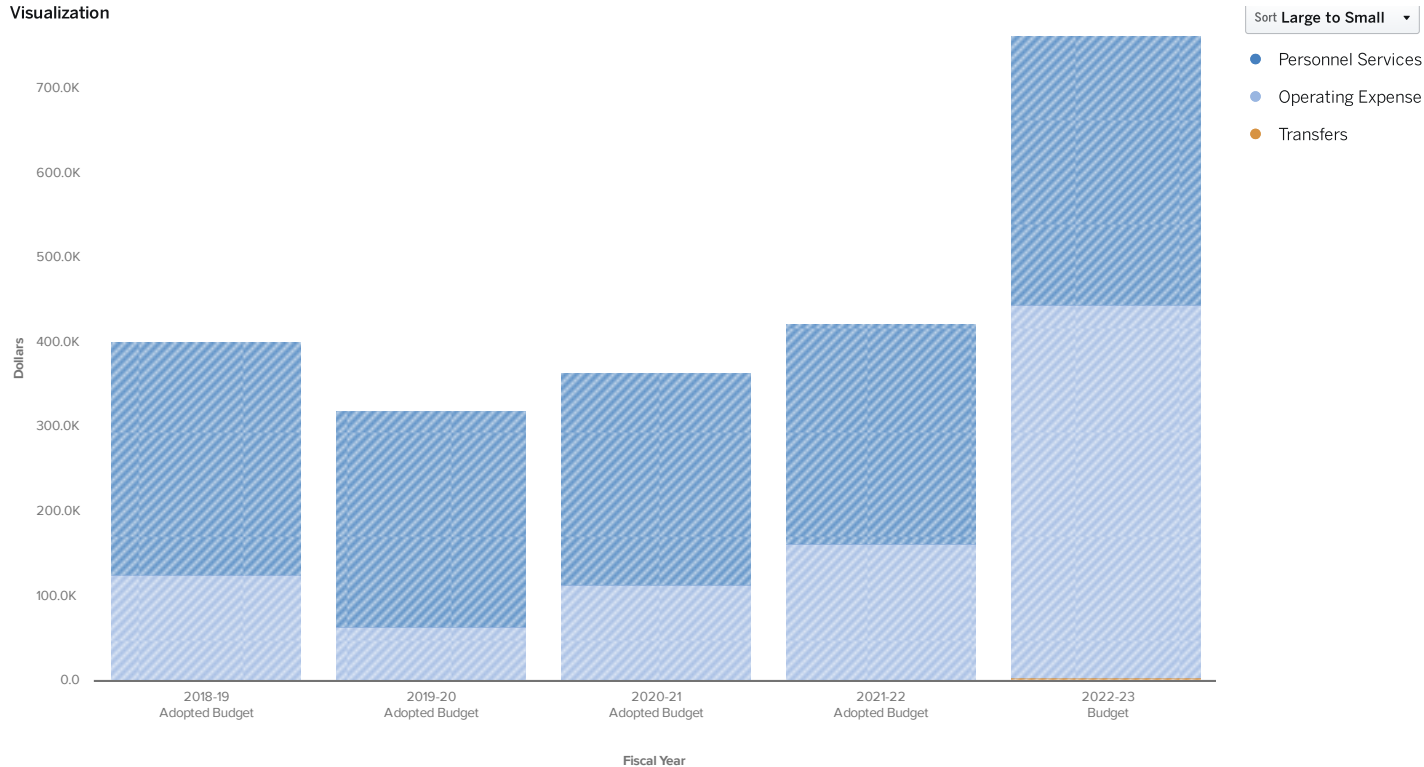
Visualization



Expand All	2018-19 Adopted Budget	2019-20 Adopted Budget	2020-21 Adopted Budget	2021-22 Adopted Budget	2022-23 Budget
► Charges for Services	\$ 325,047	\$ 398,290	\$ 401,033	\$ 303,419	\$ 318,194
Total	\$ 325,047	\$ 398,290	\$ 401,033	\$ 303,419	\$ 318,194

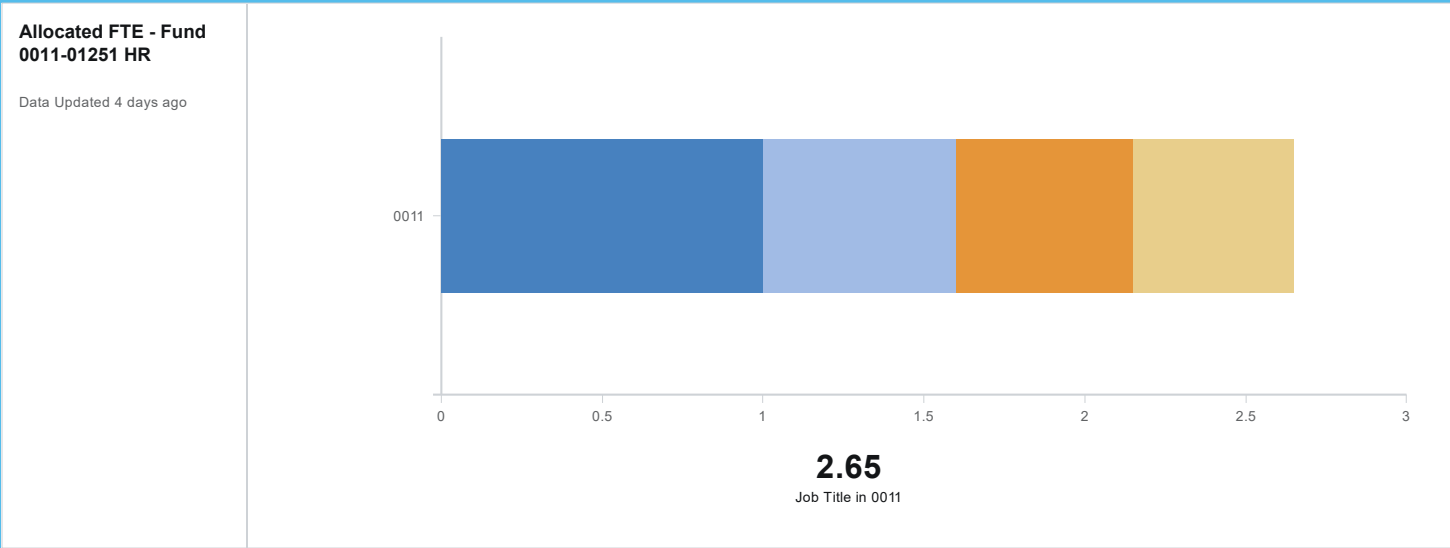
The Numbers Over Time – Expenditures

Visualization



Expand All	2018-19 Adopted Budget	2019-20 Adopted Budget	2020-21 Adopted Budget	2021-22 Adopted Budget	2022-23 Budget
► Personnel Services	\$ 275,614	\$ 255,390	\$ 250,847	\$ 260,967	\$ 317,633
► Operating Expense	125,157	64,483	114,197	161,723	440,849
► Transfers	0	0	0	0	3,975
Total	\$ 400,771	\$ 319,873	\$ 365,044	\$ 422,690	\$ 762,457

Our People - FTE Count



Allocated FTE - Fund 0011-01251 HR

Job Title	0011
Allocated FTE Count	
BENEFITS COORDINATOR	0.60
HUMAN RESOURCES /RISK DIRECTOR	0.55
HUMAN RESOURCES EMPLOYMENT COORDINATOR	1.00
HUMAN RESOURCES SPECIALIST	0.50
ALLOCATED FTE COUNT	2.65



Fiscal Year 2022–2023 Annual Budget

Risk Management

What We Do

Hernando County Risk Management identifies and analyzes risk to implement loss control measures and programs in order to minimize risk to the county while maintaining a safe environment for employees and citizens.

Risk Management Scope of Focus:

- Evaluation of risk exposures
- Assists with employee safety initiatives
- Claims Administration
- Providing consultative services for departments to effectively manage risk
- Reviewing insurance requirements for agreements, contracts, and use of facilities
- Administering the County's liability, property, professional, and special events programs
- Coordination of background screening for BOCC volunteers



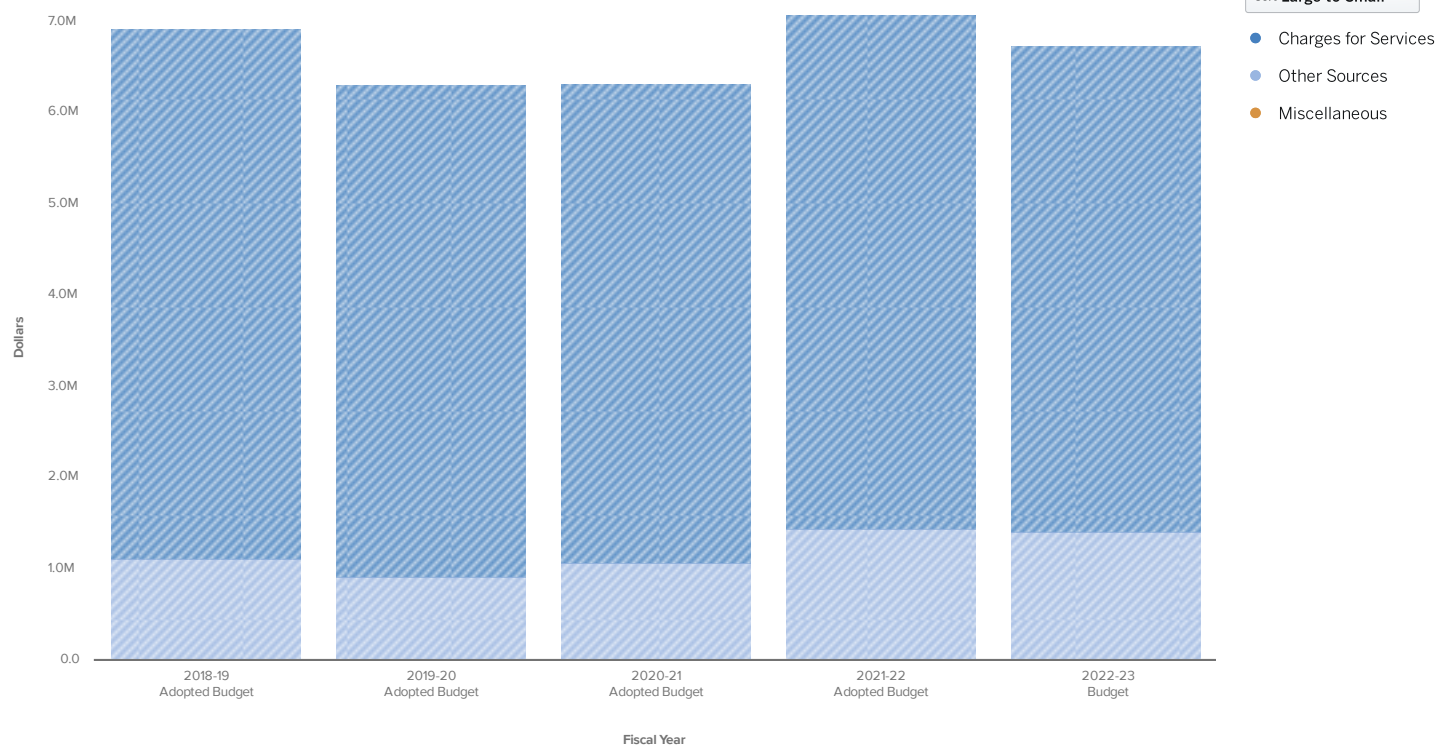
Risk Management Department Revenue vs Expense



Expand All	2021-22 Adopted Budget	2022-23 Budget
▾ Revenues	\$ 7,064,358	\$ 6,737,398
▸ Charges for Services	5,624,596	5,325,715
▸ Other Sources	1,439,762	1,411,683
▸ Expenses	7,064,358	6,737,398
Revenues Less Expenses	\$ 0	\$ 0

The Numbers Over Time – Revenues

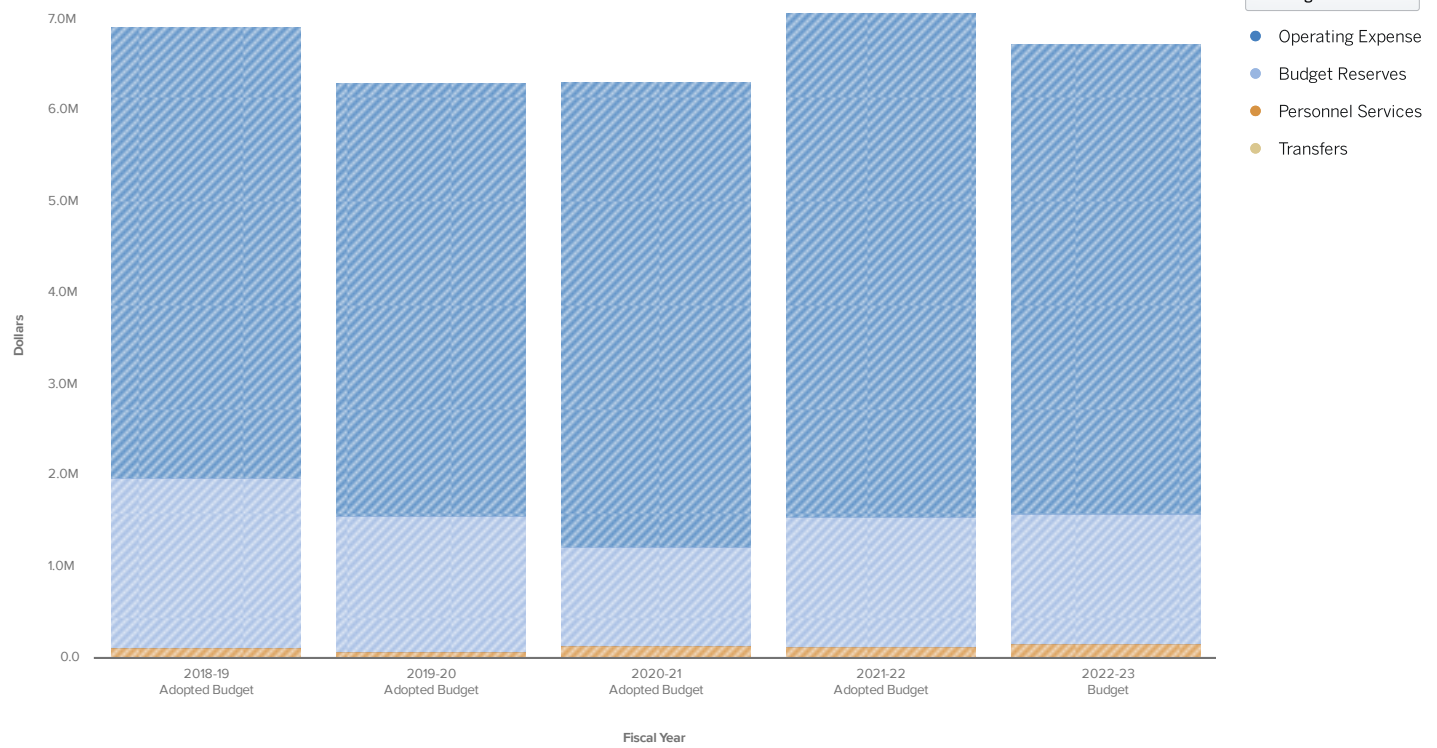
Visualization



Expand All	2018-19 Adopted Budget	2019-20 Adopted Budget	2020-21 Adopted Budget	2021-22 Adopted Budget	2022-23 Budget
► Charges for Services	\$ 5,800,000	\$ 5,381,061	\$ 5,250,000	\$ 5,624,596	\$ 5,325,715
► Other Sources	1,110,358	909,408	1,058,820	1,439,762	1,411,683
► Miscellaneous	8,000	6,300	7,800	0	0
Total	\$ 6,918,358	\$ 6,296,769	\$ 6,316,620	\$ 7,064,358	\$ 6,737,398

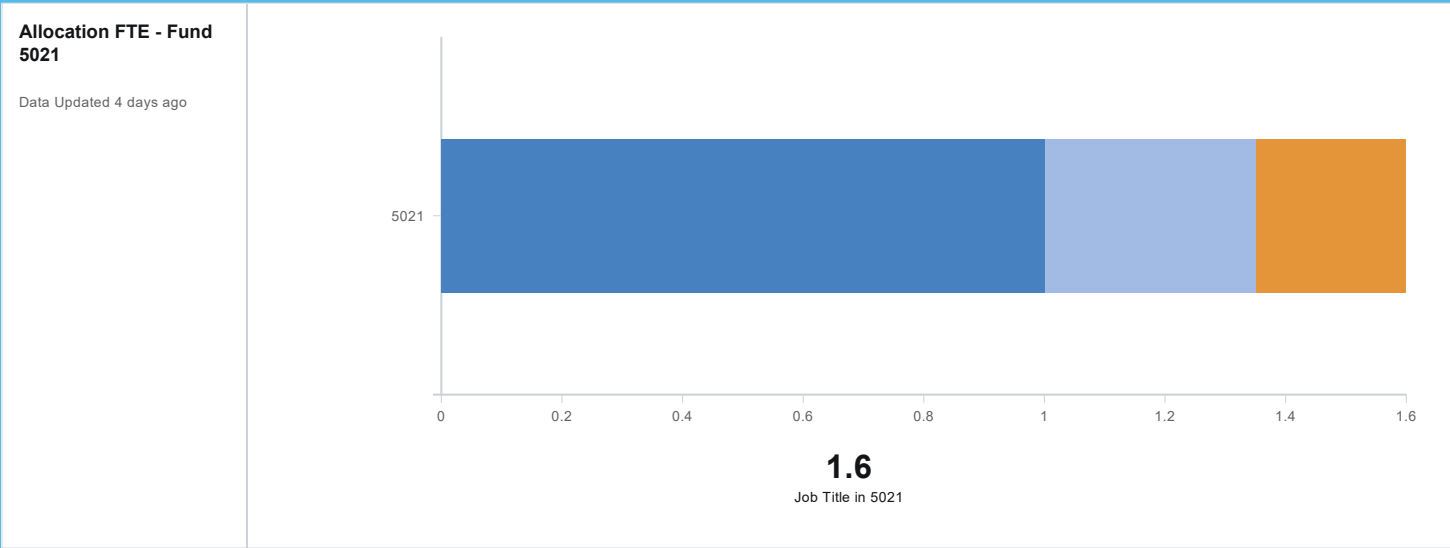
The Numbers Over Time – Expenses

Visualization



Expand All	2018-19 Adopted Budget	2019-20 Adopted Budget	2020-21 Adopted Budget	2021-22 Adopted Budget	2022-23 Budget
► Operating Expense	\$ 4,937,779	\$ 4,741,098	\$ 5,102,737	\$ 5,520,300	\$ 5,159,025
► Budget Reserves	1,872,302	1,482,881	1,079,668	1,417,685	1,415,434
► Personnel Services	106,587	71,100	132,460	124,483	160,539
► Transfers	1,690	1,690	1,755	1,890	2,400
Total	\$ 6,918,358	\$ 6,296,769	\$ 6,316,620	\$ 7,064,358	\$ 6,737,398

Our People - FTE Count



Allocation FTE - Fund 5021

Job Title	5021
Allocated FTE Count	
HUMAN RESOURCES /RISK DIRECTOR	0.35
HUMAN RESOURCES SPECIALIST	0.25
RISK MANAGEMENT ANALYST	1.00
ALLOCATED FTE COUNT	1.60

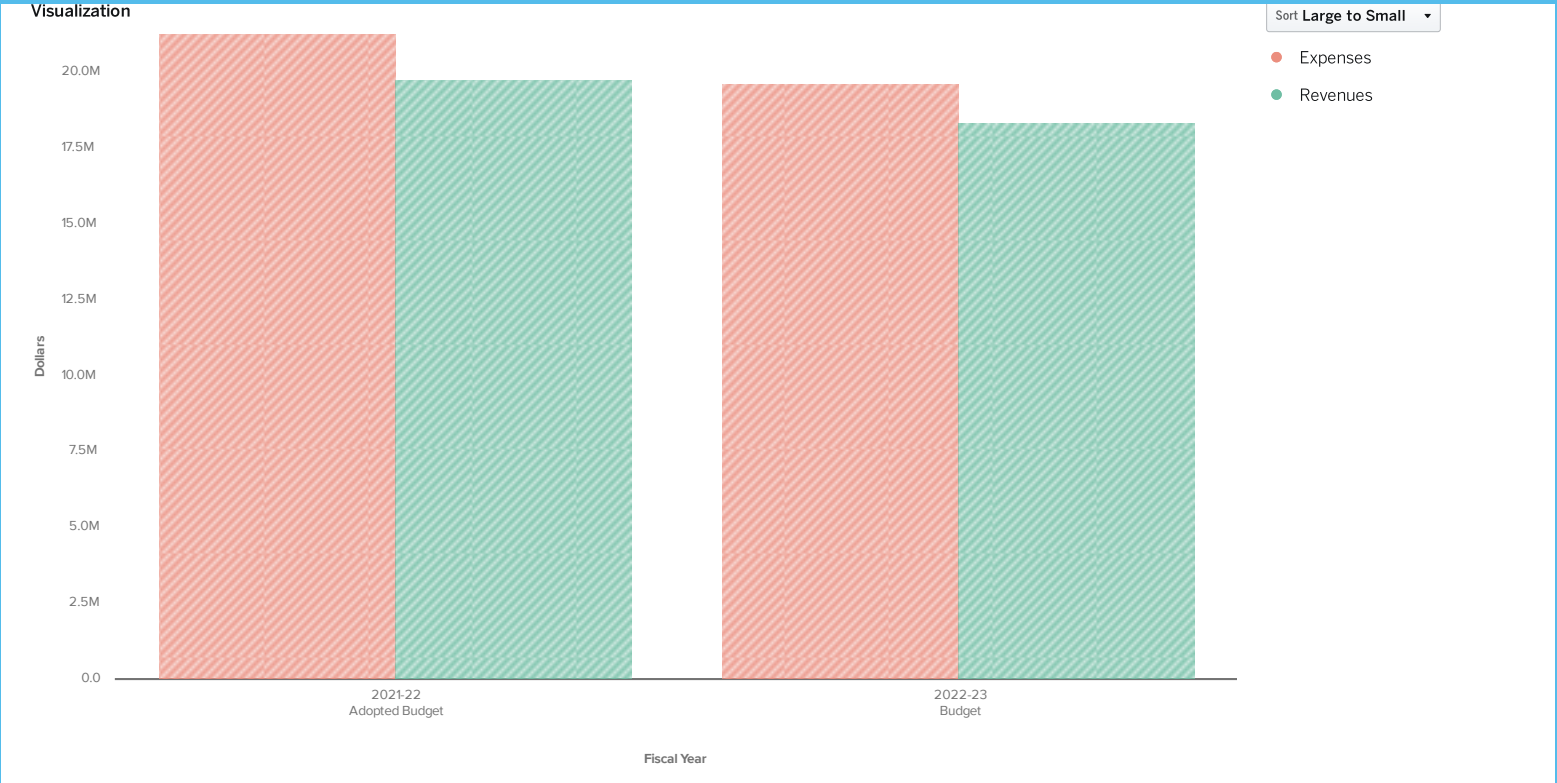


Fiscal Year 2022–2023 Annual Budget

Medical Self Insurance Fund



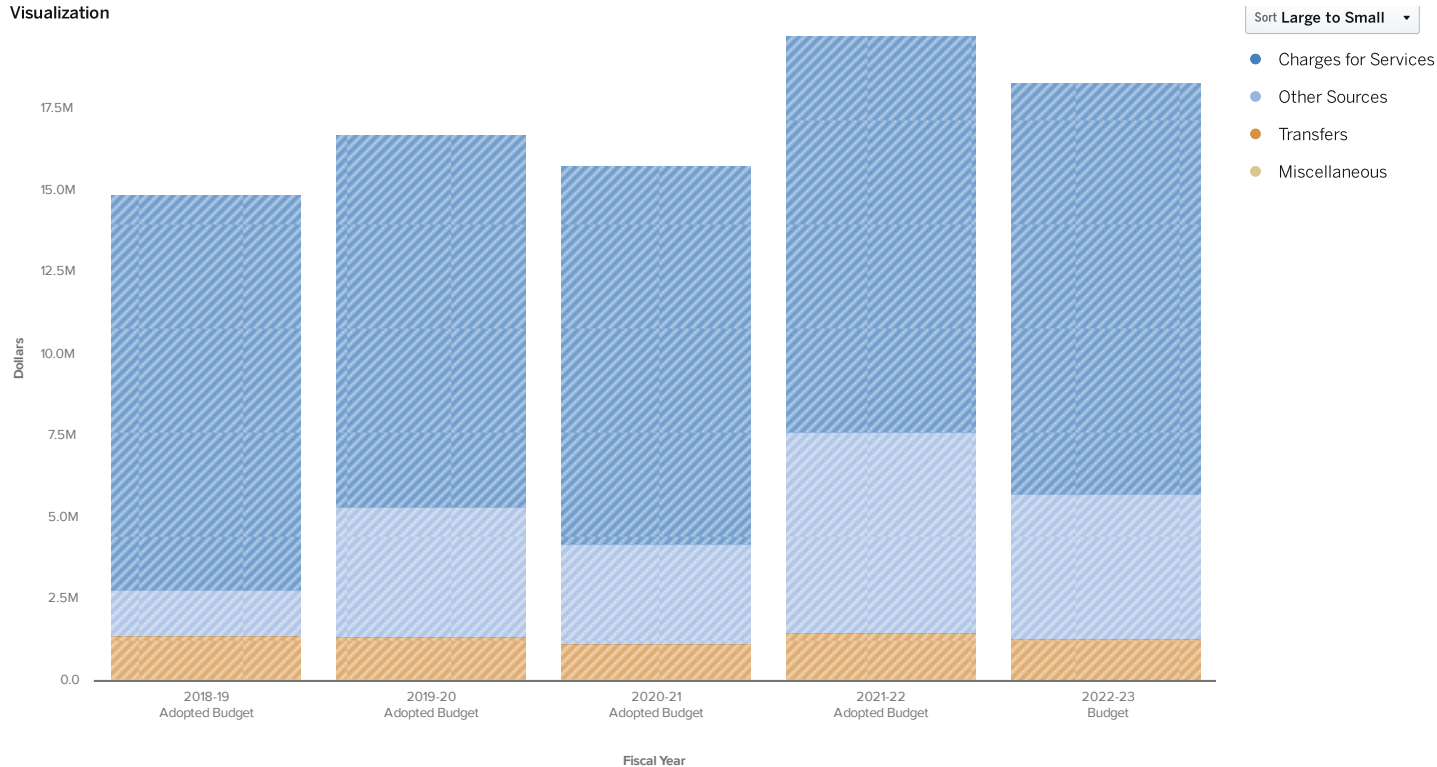
Medical Self Insurance Fund Revenue vs Expense



Expand All	2021-22 Adopted Budget	2022-23 Budget
► Revenues	\$ 19,739,468	\$ 18,301,320
▼ Expenses	21,225,235	19,600,493
► Personnel Services	13,131,600	14,407,689
► Budget Reserves	5,253,563	2,484,352
► Operating Expense	2,839,442	2,707,777
► Transfers	630	675
Revenues Less Expenses	\$ -1,485,767	\$ -1,299,173

The Numbers Over Time – Revenues

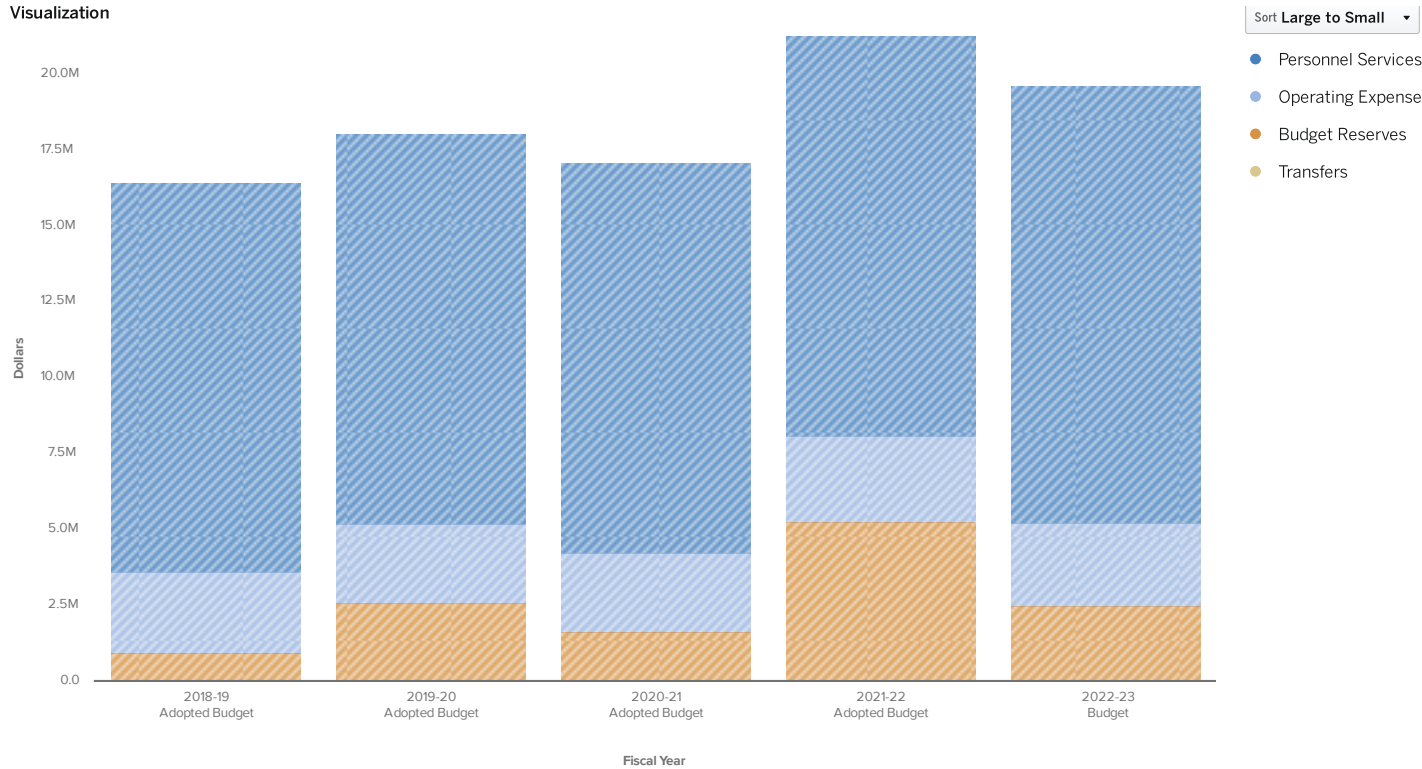
Visualization



Expand All	2018-19 Adopted Budget	2019-20 Adopted Budget	2020-21 Adopted Budget	2021-22 Adopted Budget	2022-23 Budget
► Charges for Services	\$ 12,095,396	\$ 11,345,396	\$ 11,569,581	\$ 12,106,214	\$ 12,555,631
► Other Sources	1,419,770	3,973,022	3,081,328	6,123,405	4,428,689
► Transfers	1,318,623	1,320,735	1,076,154	1,459,849	1,317,000
► Miscellaneous	66,951	60,000	60,000	50,000	0
Total	\$ 14,900,740	\$ 16,699,153	\$ 15,787,063	\$ 19,739,468	\$ 18,301,320

The Numbers Over Time – Expenses

Visualization

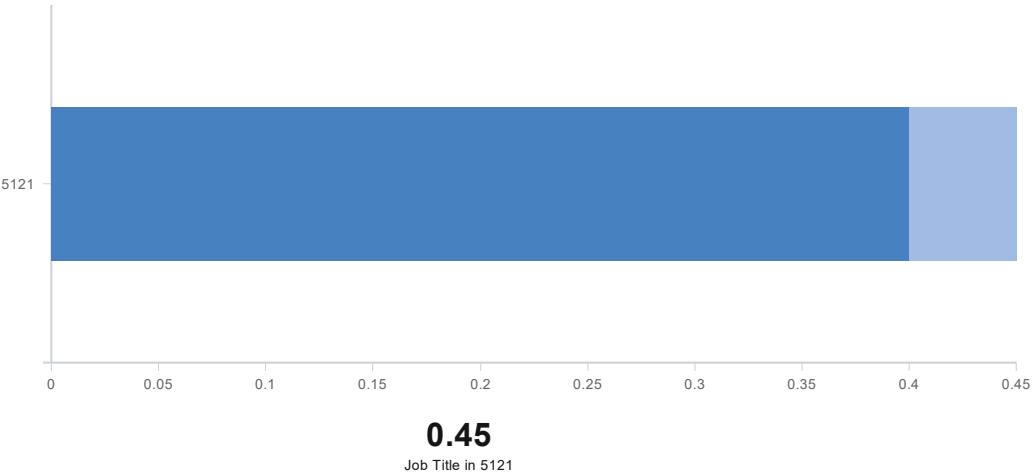


Expand All	2018-19 Adopted Budget	2019-20 Adopted Budget	2020-21 Adopted Budget	2021-22 Adopted Budget	2022-23 Budget
▶ Personnel Services	\$ 12,799,778	\$ 12,840,914	\$ 12,832,959	\$ 13,131,600	\$ 14,407,689
▶ Operating Expense	2,662,360	2,579,458	2,608,661	2,839,442	2,707,777
▶ Budget Reserves	938,602	2,577,871	1,644,855	5,253,563	2,484,352
▶ Transfers	0	910	588	630	675
Total	\$ 16,400,740	\$ 17,999,153	\$ 17,087,063	\$ 21,225,235	\$ 19,600,493

Our People - FTE Count

Allocation FTE - Fund 5121

Data Updated 4 days ago



Allocation FTE - Fund 5121

Job Title	5121
Allocated FTE Count	
BENEFITS COORDINATOR	0.40
HUMAN RESOURCES /RISK DIRECTOR	0.05
ALLOCATED FTE COUNT	0.45



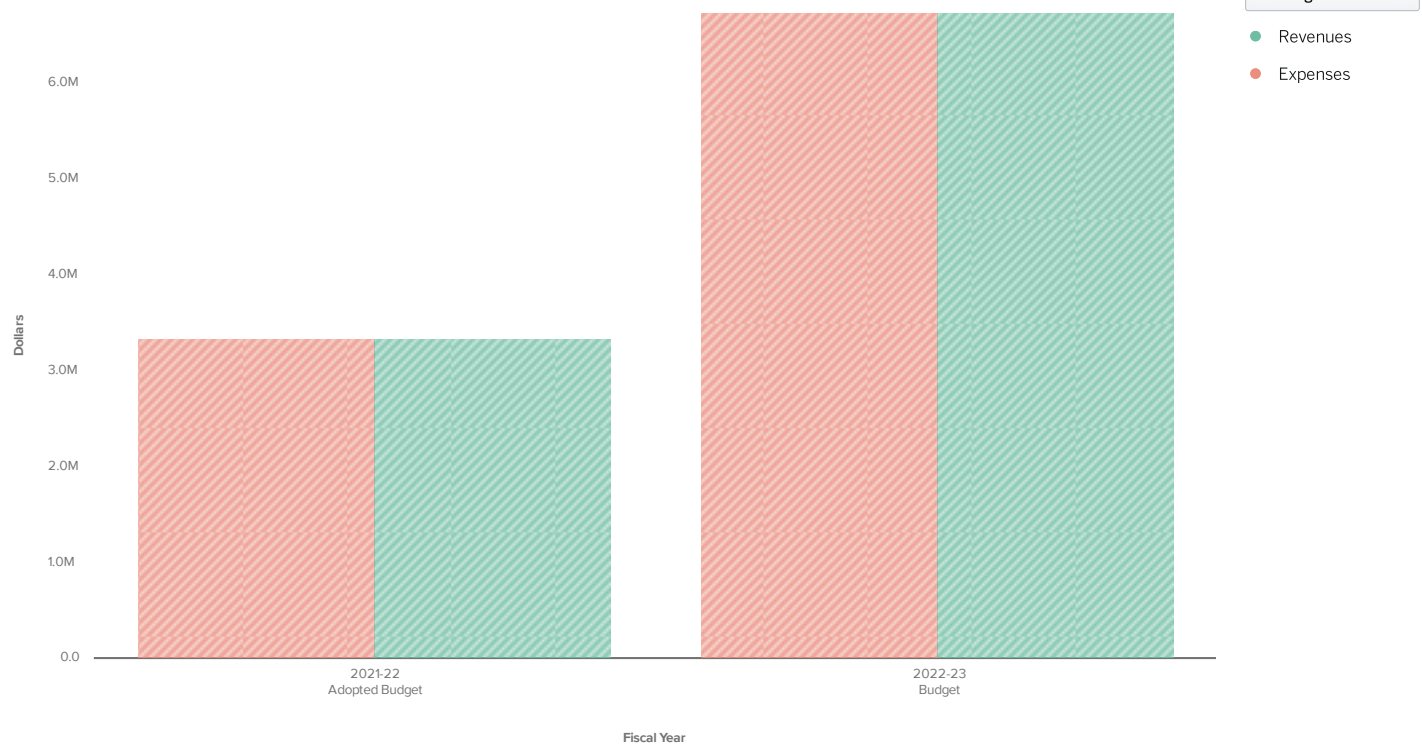
Fiscal Year 2022–2023 Annual Budget

Worker's Compensation



Worker's Compensation Revenue vs Expense

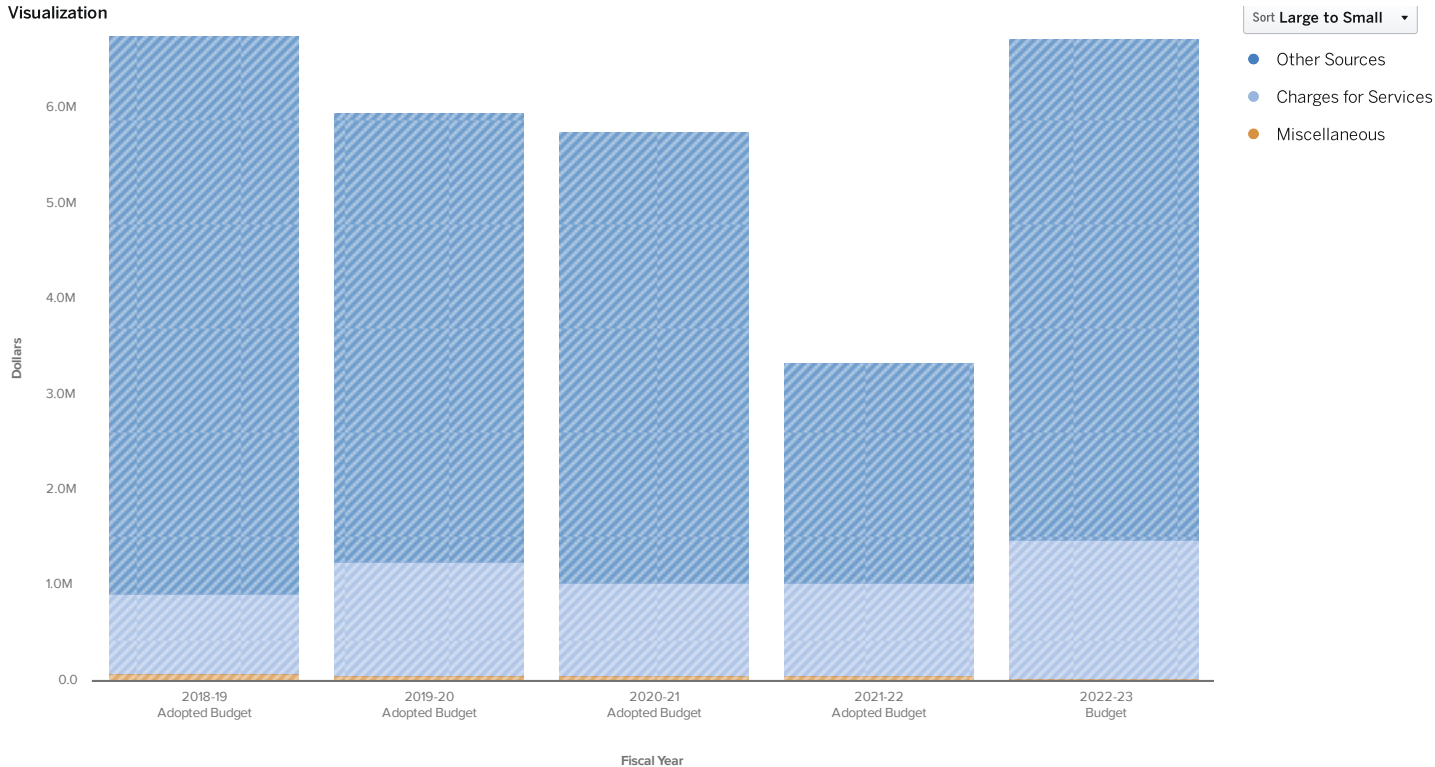
Visualization



Expand All	2021-22 Adopted Budget	2022-23 Budget
▼ Revenues	\$ 3,331,687	\$ 6,730,786
► Other Sources	2,291,322	5,248,724
► Charges for Services	990,365	1,464,062
► Miscellaneous	50,000	18,000
► Expenses	3,331,687	6,730,786
Revenues Less Expenses	\$ 0	\$ 0

The Numbers Over Time – Revenues

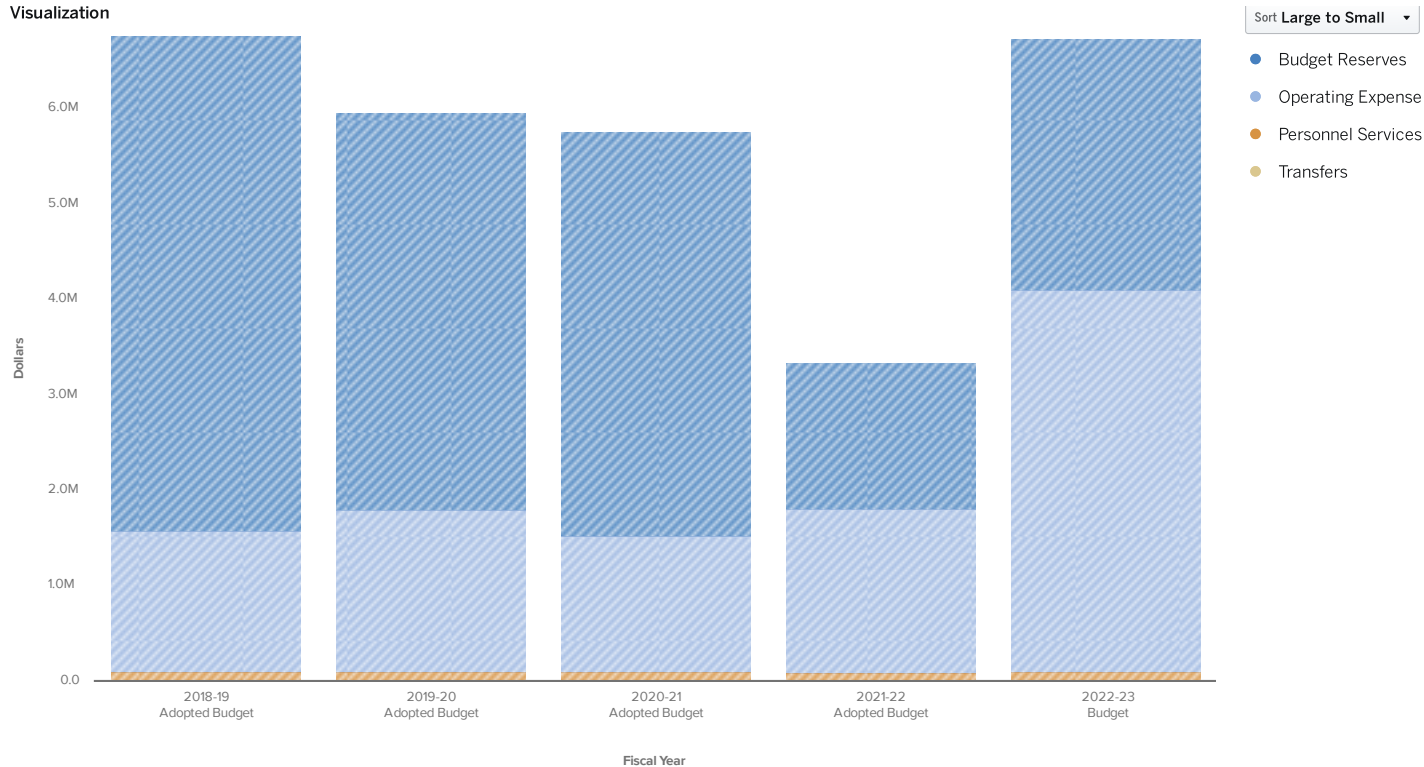
Visualization



Expand All	2018-19 Adopted Budget	2019-20 Adopted Budget	2020-21 Adopted Budget	2021-22 Adopted Budget	2022-23 Budget
► Other Sources	\$ 5,840,178	\$ 4,715,747	\$ 4,715,748	\$ 2,291,322	\$ 5,248,724
► Charges for Services	837,649	1,198,881	990,365	990,365	1,464,062
► Miscellaneous	78,588	50,000	50,000	50,000	18,000
Total	\$ 6,756,415	\$ 5,964,628	\$ 5,756,113	\$ 3,331,687	\$ 6,730,786

The Numbers Over Time – Expenses

Visualization

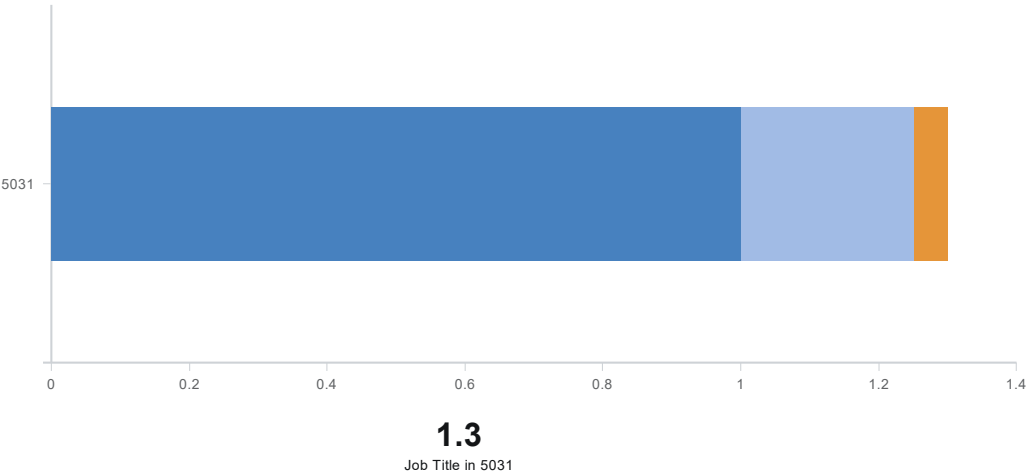


Expand All	2018-19 Adopted Budget	2019-20 Adopted Budget	2020-21 Adopted Budget	2021-22 Adopted Budget	2022-23 Budget
► Budget Reserves	\$ 5,176,432	\$ 4,165,516	\$ 4,230,199	\$ 1,519,907	\$ 2,638,037
► Operating Expense	1,484,278	1,702,395	1,426,331	1,721,048	3,990,874
► Personnel Services	94,242	95,352	98,218	89,262	99,925
► Transfers	1,463	1,365	1,365	1,470	1,950
Total	\$ 6,756,415	\$ 5,964,628	\$ 5,756,113	\$ 3,331,687	\$ 6,730,786

Our People - FTE Count

Allocation FTE - Fund 5031

Data Updated 4 days ago



Allocation FTE - Fund 5031

Job Title	5031
Allocated FTE Count	
HUMAN RESOURCES /RISK DIRECTOR	0.05
HUMAN RESOURCES SPECIALIST	0.25
WORKERS COMPENSATION AND SAFETY MANAGER	1.00
ALLOCATED FTE COUNT	1.30



Fiscal Year 2022–2023 Annual Budget

Fleet

Fleet

Central Fueling | Fleet Replacement Program | Vehicle Maintenance



Goals

Our goal is to respond rapidly and effectively to the transportation, equipment maintenance and procurement of the Hernando County Departments and agencies.

Integrating technology, materials, labor and information to maximize the returns available from these assets and to create value.

Encouraging the professional and personal development of employees to enhance the quality of work life and maximize employee contributions and satisfaction.

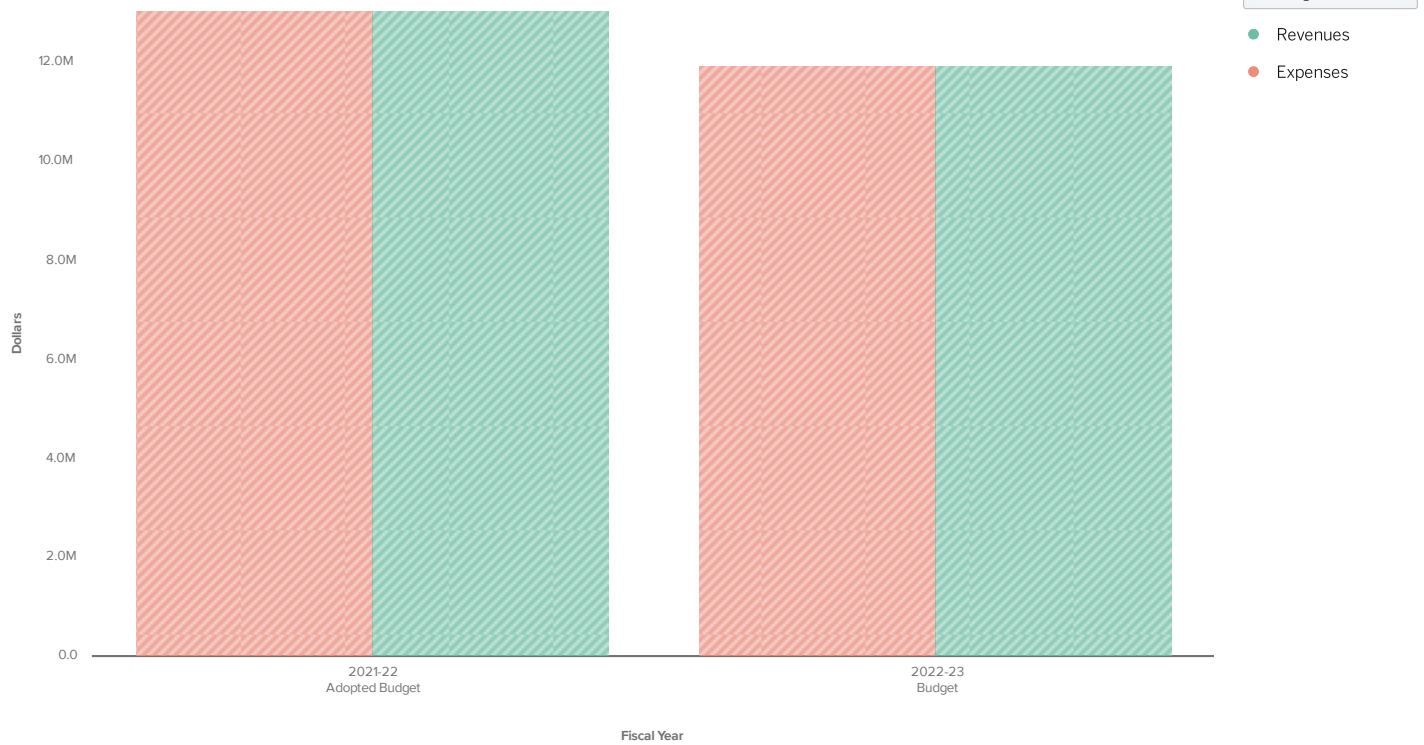
We strive to be professional, thorough, and to be considered “world class” in the administration and operation of the Fleet Management Department.





Fleet Revenue vs Expense

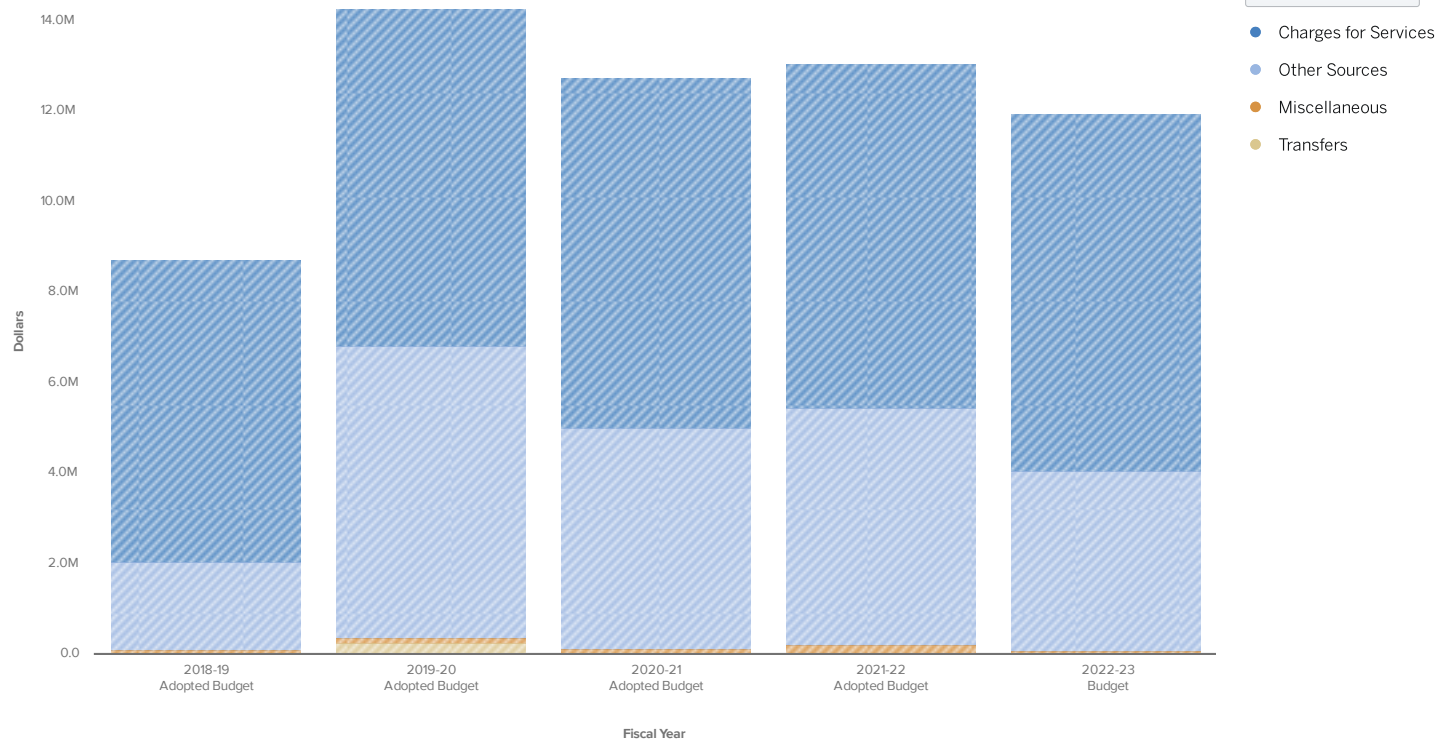
Visualization



Collapse All	2021-22 Adopted Budget	2022-23 Budget
▼ Revenues	\$ 13,036,969	\$ 11,935,611
► Charges for Services	7,592,682	7,888,077
► Other Sources	5,244,287	3,972,534
► Miscellaneous	200,000	75,000
▼ Expenses	13,036,969	11,935,611
► Capital Outlay	6,146,793	4,785,769
► Operating Expense	3,638,555	3,877,695
► Debt Service	1,206,888	1,111,394
► Personnel Services	1,153,072	1,046,623
► Budget Reserves	807,851	1,030,868
► Transfers	83,810	83,262
Revenues Less Expenses	\$ 0	\$ 0

The Numbers Over Time – Revenues

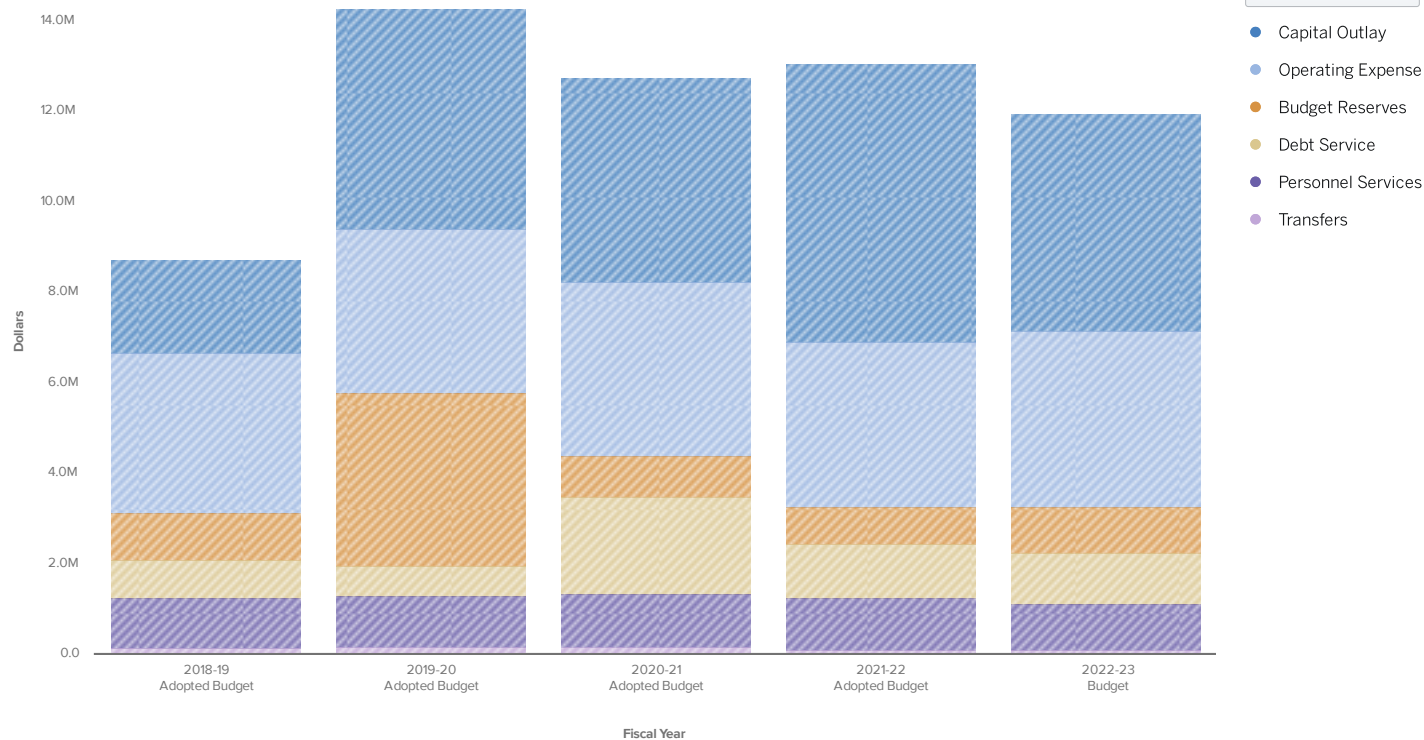
Visualization



Expand All	2018-19 Adopted Budget	2019-20 Adopted Budget	2020-21 Adopted Budget	2021-22 Adopted Budget	2022-23 Budget
► Charges for Services	\$ 6,673,005	\$ 7,430,091	\$ 7,723,481	\$ 7,592,682	\$ 7,888,077
► Other Sources	1,930,345	6,446,202	4,888,560	5,244,287	3,972,534
► Miscellaneous	103,300	106,500	110,999	200,000	75,000
► Transfers	0	260,000	0	0	0
Total	\$ 8,706,650	\$ 14,242,793	\$ 12,723,040	\$ 13,036,969	\$ 11,935,611

The Numbers Over Time – Expenses

Visualization

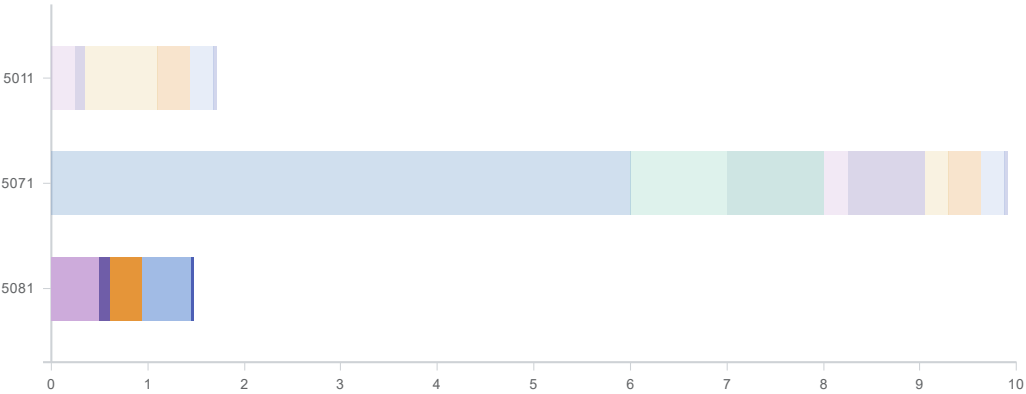


Collapse All	2018-19 Adopted Budget	2019-20 Adopted Budget	2020-21 Adopted Budget	2021-22 Adopted Budget	2022-23 Budget
▼ Capital Outlay	\$ 2,047,185	\$ 4,840,294	\$ 4,505,725	\$ 6,146,793	\$ 4,785,769
► Machinery and Equipment	2,047,185	4,765,294	4,451,725	6,146,793	4,785,769
► Infrastructure	0	75,000	54,000	0	0
▼ Operating Expense	3,542,596	3,636,742	3,840,218	3,638,555	3,877,695
► Operating Supplies	1,934,998	1,989,161	2,066,011	1,828,600	1,897,271
► Other Services	550,142	584,550	672,500	741,100	792,600
► Insurance	605,000	630,500	695,000	706,326	653,000
► Other Current Charges	287,596	195,230	230,022	212,592	351,211
► Repair and Maintenance	101,706	102,519	109,789	93,900	127,897
► Utility Services	32,300	35,900	36,499	32,100	33,600
► Rentals and Leases	17,861	18,421	18,457	4,861	4,496
► Depreciation	0	60,000	0	0	0
► Training	2,800	10,000	2,000	10,500	10,000
► Professional Services	5,968	6,136	6,412	5,976	4,820
► Books/Memberships	1,000	1,000	1,200	1,400	1,400
► Office Supplies	1,000	1,100	1,304	1,200	1,200
► Travel & Per Diem	2,200	2,200	1,024	0	200
► Freight and Postage Svcs	25	25	0	0	0
▼ Budget Reserves	1,014,960	3,822,846	899,787	807,851	1,030,868
► Reserves	1,014,960	3,822,846	899,787	807,851	1,030,868
▼ Debt Service	860,899	654,496	2,155,293	1,206,888	1,111,394
► Principal	737,771	551,742	1,897,227	971,602	997,407
► Interest	123,128	102,754	258,066	235,286	113,987
▼ Personnel Services	1,092,382	1,137,174	1,172,642	1,153,072	1,046,623
► Salary and Wages	765,267	758,289	791,319	749,920	699,939
► Benefits	327,115	378,885	381,323	403,152	346,683
▼ Transfers	148,628	151,241	149,375	83,810	83,262
► Transfers - Between Funds	148,628	151,241	149,375	83,810	83,262
Total	\$ 8,706,650	\$ 14,242,793	\$ 12,723,040	\$ 13,036,969	\$ 11,935,611

Our People – FTE Count

Allocated FTE - Fleet

Data Updated 4 days ago



1.473

Job Title in 5081

Allocated FTE - Fleet

Job Title	5011	5071	5081
Allocated FTE Count			
DIRECTOR OF UTILITIES	0.03	0.03	0.03
FINANCE COORDINATOR	0.25	0.25	0.50
FLEET ASSET INFORMATION SPECIALIST	0.25	0.25	0.50
FLEET MAINTENANCE SUPERVISOR	0.10	0.80	0.10
FLEET MANAGER	0.33	0.33	0.34
FLEET SERVICE WRITER	0.00	1.00	0.00
FLEET TECHNICIAN II	0.00	6.00	0.00
FUEL MAINTENANCE TECHNICIAN II	0.75	0.25	0.00
MASTER EVT TECHNICIAN	0.00	1.00	0.00
ALLOCATED FTE COUNT	1.71	9.91	1.47



Fiscal Year 2022-2023 Annual Budget

Solid Waste & Recycling



What We Do

- Process solid waste (garbage) through proper disposal methods to protect the environment.
- Reduce the waste stream generated in Hernando County by promoting the recycling of materials.
- Provide Convenience Centers for residents to properly dispose of solid waste and recycling.
- Educate residential and commercial companies on proper hazardous waste disposal.
- Provide a disposal area for residential and commercial customers preventing illegal disposal of tires.



Accomplishments

Met the residents needs Daily, for effective disposal of materials, and transported to the NW Solid Waste Facility.

Replaced worn out areas of pavement with concrete at the West Convenience Center.

Complete the timely transportation of trash from the East Convenience Center.

Install compactor units and use the walking floor trailers for trash. This would free up an area for an overflow container.

Annually met or exceeded the State's mandated level of inspections for the Small Quantity Generator (SQG) program.

Successfully collect and properly dispose of the County's residential Household Hazardous Waste (HHW), thus eliminating it from the waste stream.

Evacuate and recycle the Freon from the residents' white goods, prior to recycling.

Properly disposed of tires per the Florida Department of Environmental Protection (FDEP) permit requirements.

Goals

Investigate other revenue sources to fund daily operations.

Send out for bid the methane gas contract when it expires.

Ensure haulers are reliably collecting solid waste, recycling, and yard waste as stated in the current contract.

Enforce fines and liquidated damages within the terms of the contractual agreement.

Manage the increase of disposal amounts.

Increase participation in recycling to offset the increase in disposal amounts.

Ensure user rates are adequate for the operations of the Solid Waste Facilities.

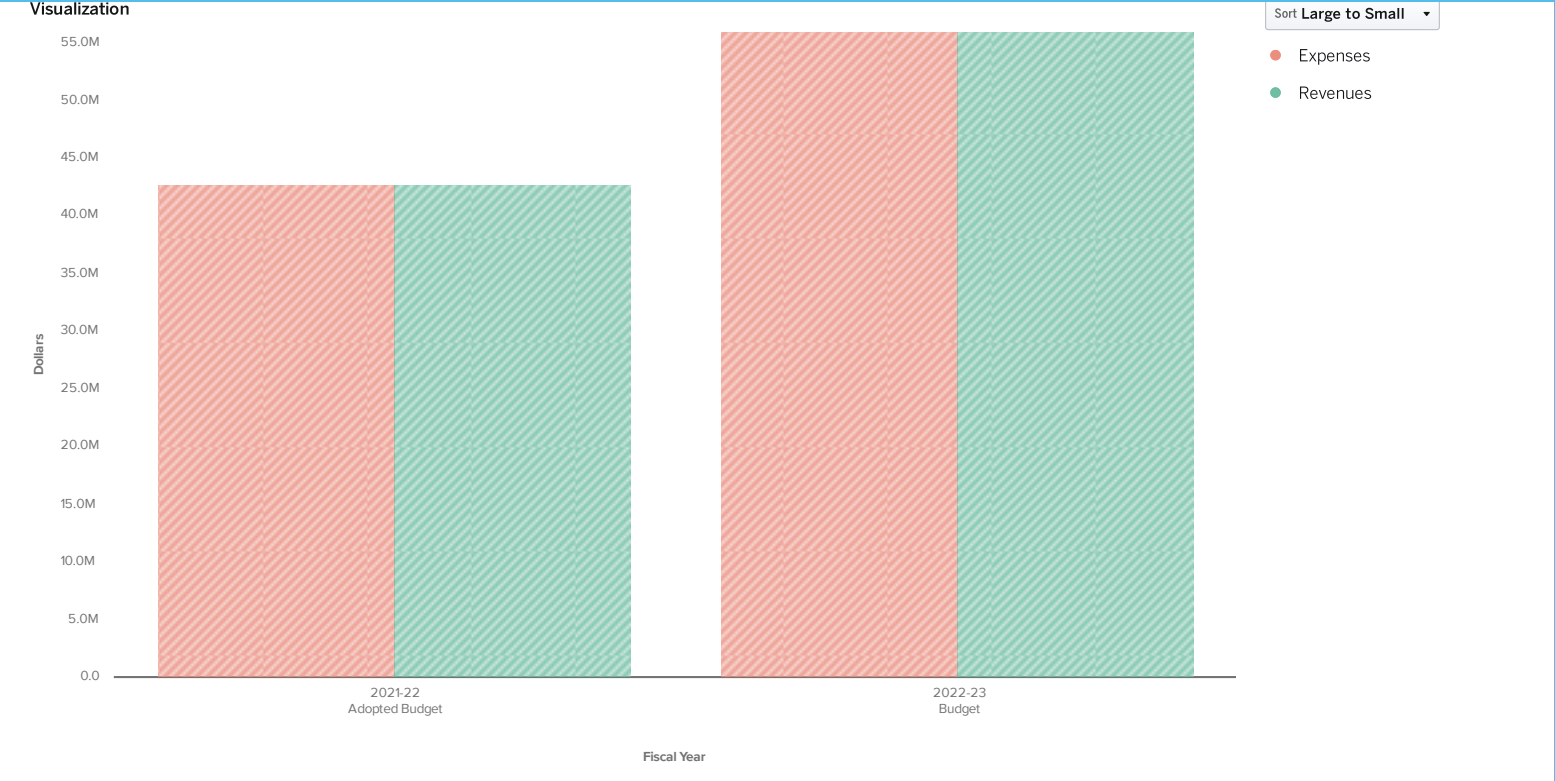
Perform a rate analysis.

Continue to increase curbside recycling participation rates

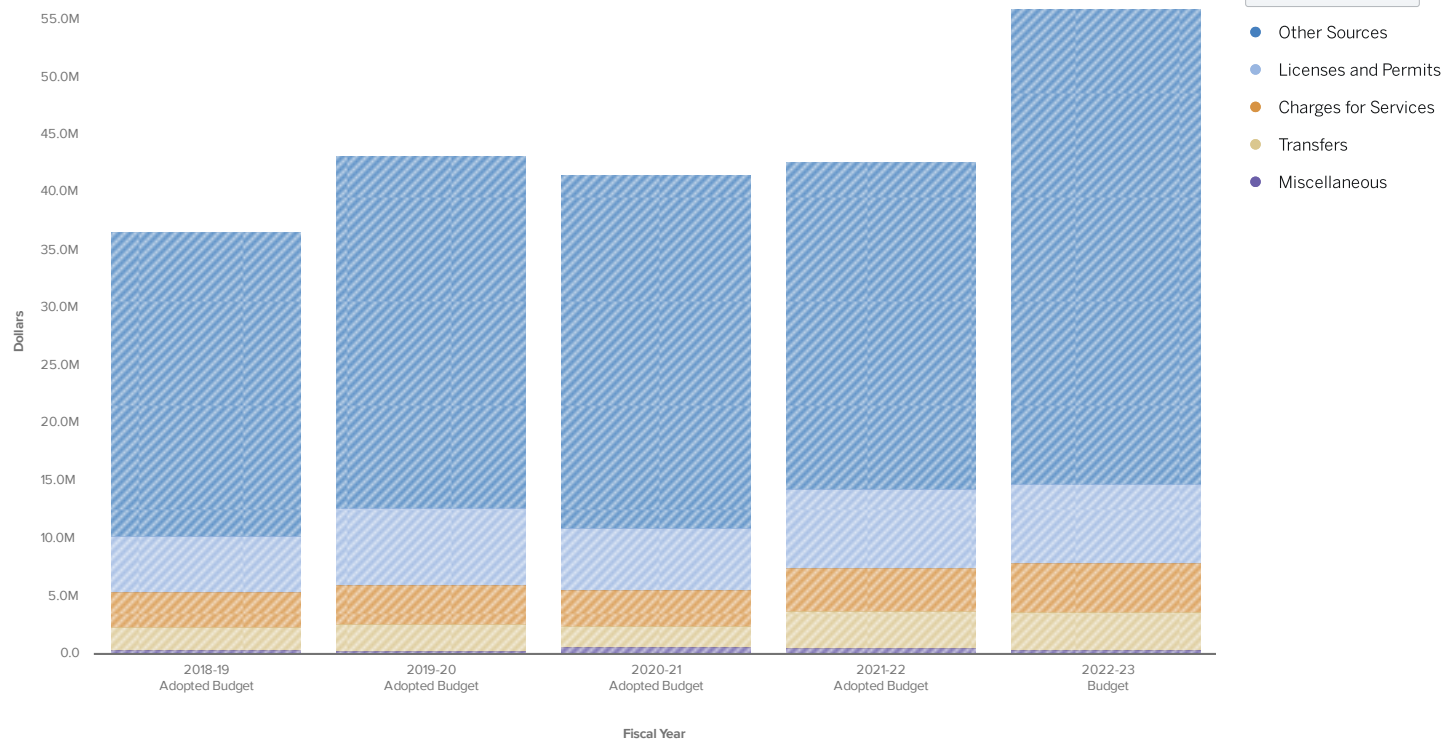
Increase public outreach programs



Solid Waste Revenue vs Expense



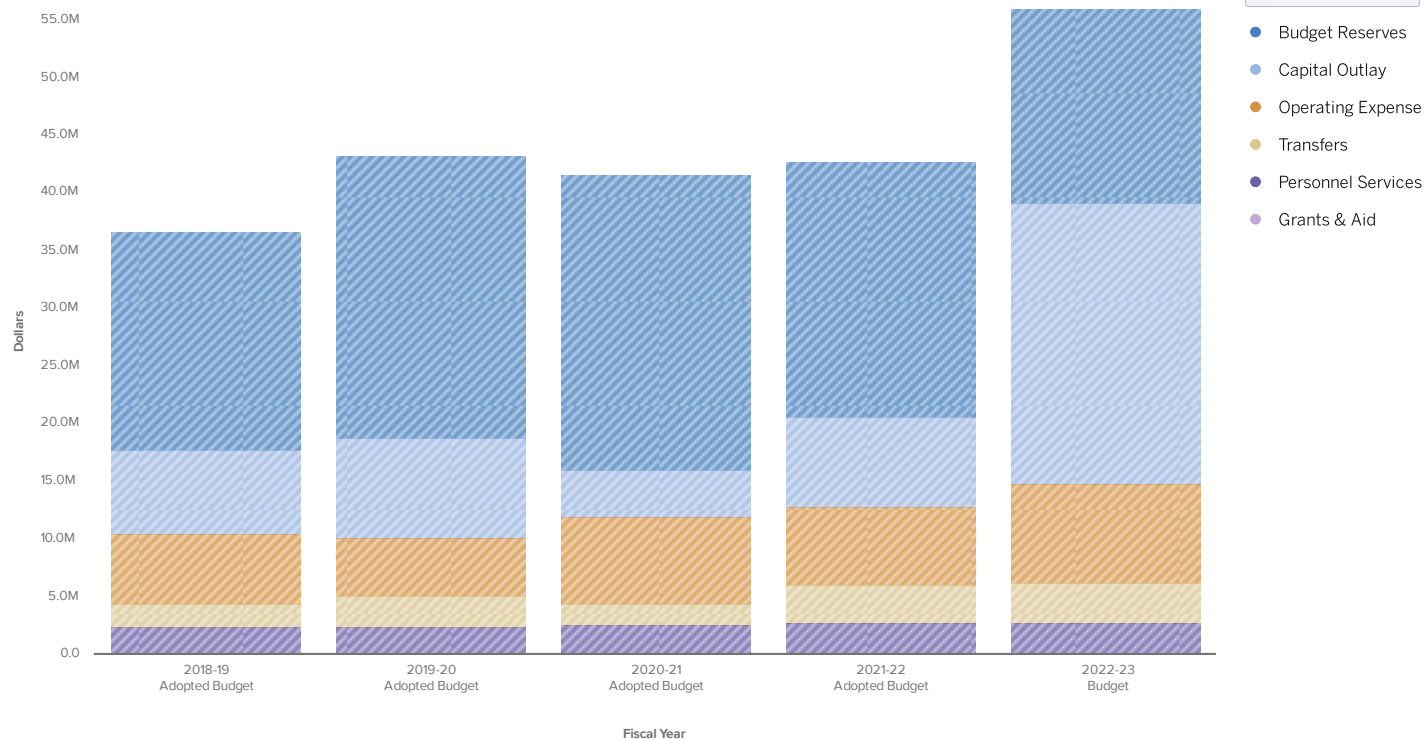
Visualization



Collapse All	2018-19 Adopted Budget	2019-20 Adopted Budget	2020-21 Adopted Budget	2021-22 Adopted Budget	2022-23 Budget
▼ Other Sources	\$ 26,371,610	\$ 30,502,930	\$ 30,595,228	\$ 28,444,387	\$ 41,137,100
▶ Balance Forward Cash	26,301,610	30,447,930	30,540,228	28,384,387	25,074,600
▶ Loan Proceeds	0	0	0	0	16,000,000
▶ Intragovernmental Transfers	70,000	55,000	55,000	60,000	62,500
▼ Licenses and Permits	4,794,865	6,721,522	5,398,218	6,810,911	6,876,442
▶ Special Assessments	4,768,865	6,705,522	5,374,218	6,786,911	6,852,442
▶ Franchise Fees	26,000	16,000	24,000	24,000	24,000
▼ Charges for Services	3,072,405	3,373,318	3,151,828	3,737,710	4,184,310
▶ Physical Environment	3,072,405	3,373,318	3,151,828	3,737,710	4,184,310
▼ Transfers	2,014,480	2,333,320	1,833,320	3,252,160	3,336,940
▶ Transfers - Between Funds	2,014,480	2,333,320	1,833,320	3,252,160	3,336,940
▼ Miscellaneous	358,180	305,400	600,399	536,500	384,000
▶ Interest and Other Earnings	81,400	108,900	513,897	451,500	244,000
▶ Sale of Surplus Materials	255,000	191,500	80,002	80,000	130,000
▶ Rents and Royalties	21,780	0	0	0	0
▶ Other Miscellaneous	0	5,000	6,500	5,000	0
▶ Donations-Private Sources	0	0	0	0	10,000
Total	\$ 36,611,540	\$ 43,236,490	\$ 41,578,993	\$ 42,781,668	\$ 55,918,792

The Numbers Over Time – Expenses

Visualization

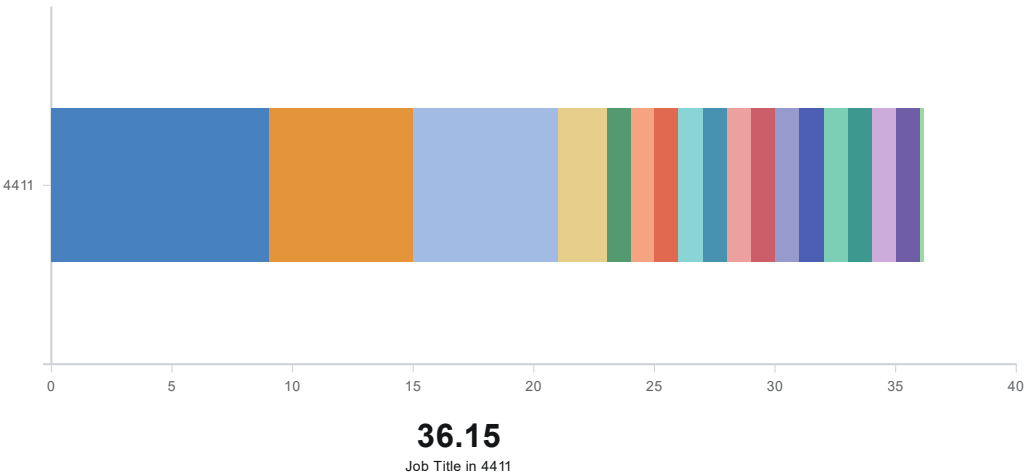


Collapse All	2018-19 Adopted Budget	2019-20 Adopted Budget	2020-21 Adopted Budget	2021-22 Adopted Budget	2022-23 Budget
▼ Budget Reserves	\$ 18,827,815	\$ 24,491,274	\$ 25,595,961	\$ 22,253,383	\$ 16,747,190
▶ Reserves	18,827,815	24,491,274	25,595,961	22,253,383	16,747,190
▼ Capital Outlay	7,301,000	8,611,000	4,117,122	7,676,000	24,374,500
▶ Construction in Progress	1,900,000	1,900,000	922,248	6,600,000	20,000,000
▶ Buildings	3,600,000	2,500,000	2,000,000	0	3,300,000
▶ Infrastructure	1,100,000	3,920,000	874,878	830,000	630,000
▶ Machinery and Equipment	701,000	291,000	220,000	133,500	444,500
▶ Intangible Assets	0	0	99,996	112,500	0
▼ Operating Expense	6,073,856	5,114,094	7,474,163	6,811,484	8,559,980
▶ Other Services	935,018	1,328,011	1,799,401	2,176,095	3,053,900
▶ Professional Services	2,155,400	546,828	2,201,774	747,885	1,853,620
▶ Other Current Charges	859,265	996,573	1,139,808	1,418,520	997,586
▶ Rentals and Leases	878,833	881,098	926,270	1,003,165	1,018,015
▶ Operating Supplies	511,536	598,587	576,304	571,466	770,795
▶ Repair and Maintenance	375,929	432,179	477,608	542,100	482,950
▶ Insurance	242,945	238,650	252,463	266,622	288,343
▶ Utility Services	31,350	32,050	37,670	35,800	35,950
▶ Training	29,985	12,985	12,980	12,420	15,770
▶ Printing and Binding	15,570	15,570	15,324	6,570	7,070
▶ Promotional Activities	15,000	10,000	10,000	10,000	10,000
▶ Travel & Per Diem	6,318	7,568	7,570	8,396	9,796
▶ Office Supplies	6,550	6,450	5,805	5,800	5,900
▶ Freight and Postage Svcs	6,500	3,650	7,646	2,950	5,210
▶ Books/Memberships	3,657	3,895	3,540	3,695	5,075
▼ Transfers	2,059,694	2,637,715	1,879,015	3,317,458	3,516,165
▶ Transfers - Between Funds	2,059,694	2,637,715	1,879,015	3,317,458	3,516,165
▼ Personnel Services	2,349,175	2,382,407	2,505,232	2,711,343	2,708,957
▶ Salary and Wages	1,560,692	1,589,494	1,667,226	1,733,836	1,804,244
▶ Benefits	788,483	792,913	838,006	977,507	904,713
▶ Grants & Aid	0	0	7,500	12,000	12,000
Total	\$ 36,611,540	\$ 43,236,490	\$ 41,578,993	\$ 42,781,668	\$ 55,918,792

Our People – FTE Count

Allocation FTE - Fund 4411

Data Updated 4 days ago



Allocation FTE - Fund 4411

Job Title	4411
Allocated FTE Count	
ACCOUNTING CLERK III	2.00
COMPOST/RECYCLE TECH II (TRAINEE)	1.00
DIRECTOR OF UTILITIES	0.15
ENVIRONMENTAL SPECIALIST	1.00
ENVIRONMENTAL TECHNICIAN	1.00
EQUIPMENT AND COMPLIANCE SPECIALIST	1.00
FACILITY ATTENDANT I	9.00
FACILITY ATTENDANT II	6.00
FINANCE SUPERVISOR	1.00
HEAVY EQUIPMENT OPERATOR	6.00
LEAD FACILITY ATTENDANT	1.00
LEAD HEAVY EQUIPMENT OPERATOR	1.00
RECYCLING COLLECTION TECHNICIAN	1.00
RECYCLING COORDINATOR	1.00
SOLID WASTE ENFORCEMENT COORDINATOR	1.00
SOLID WASTE FACILITY SUPERVISOR	1.00
SOLID WASTE OPERATIONS SUPERVISOR	1.00
SOLID WASTE SERVICE MANAGER	1.00
ALLOCATED FTE COUNT	36.15




Fiscal Year 2022–2023 Annual Budget

Water and Wastewater Services



What We Do

Provide affordable and uninterrupted high quality water and wastewater services to the residents and businesses within the County.



Accomplishments

Fitch's review concluded no change in existing bond rating of AA+.

Implementation of Invoice Cloud as our EBPP (Electronic Bill Payment & Presentment) vendor.

Successful implementation of a turf swap program in the Wellington subdivision to demonstrate Bahia grass is a better performing sod that saves money and water.

Close to 23,000 participants in Florida Friendly Landscaping and Water Resource protection presentations.

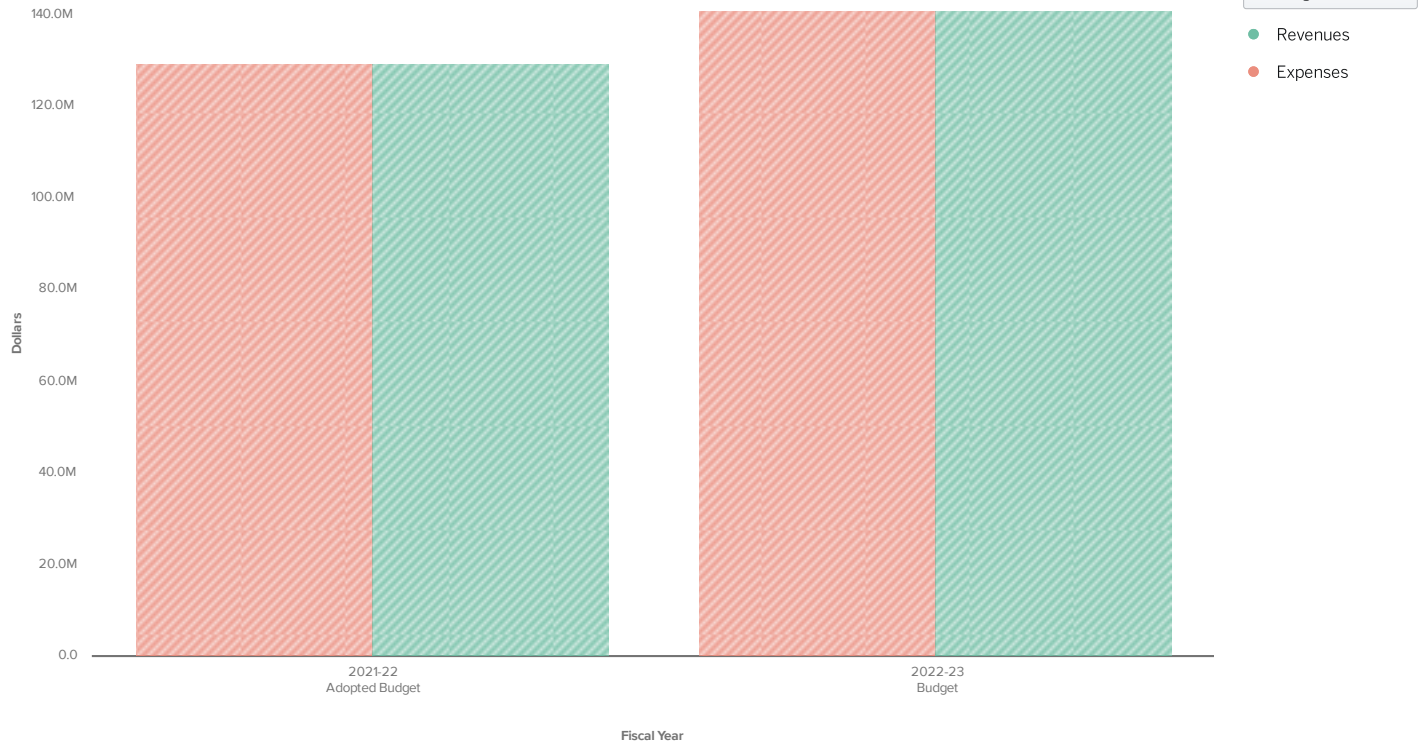
Goals

- Decommission Spring Hill Water Reclamation Facility.
- Begin design of Septic to Sewer Conversions for District A.
- Implement Septic Upgrade Incentive Program.
- Lockhart Water Treatment Plant Expansion.
- Begin implementation of new billing software.



Water and Wastewater Revenue vs Expense

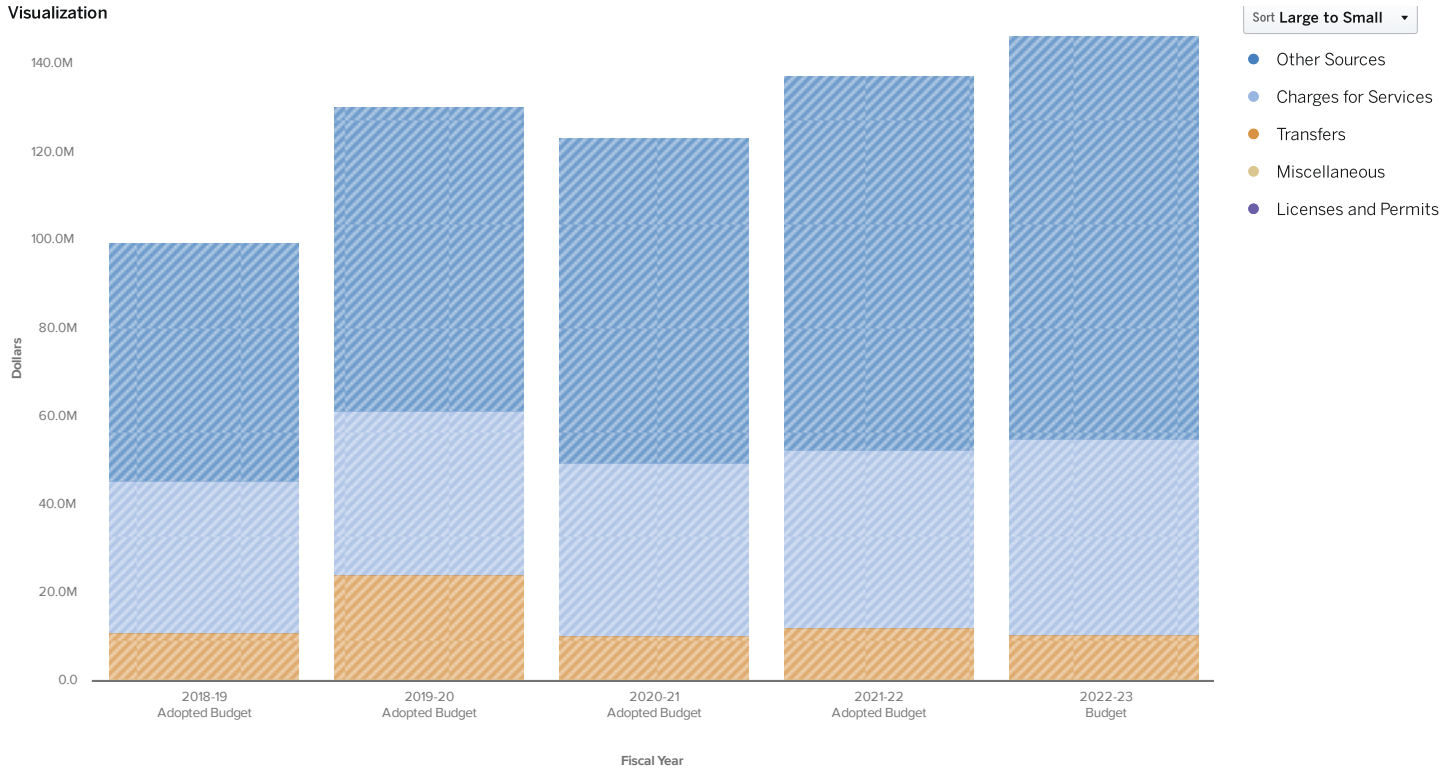
Visualization



Collapse All	2021-22 Adopted Budget	2022-23 Budget
▼ Revenues	\$ 129,318,454	\$ 140,665,355
▶ Other Sources	76,820,742	85,644,756
▶ Charges for Services	40,555,002	44,443,159
▶ Transfers	11,458,894	10,172,624
▶ Miscellaneous	479,816	400,816
▶ Licenses and Permits	4,000	4,000
▼ Expenses	129,318,454	140,665,355
▶ Budget Reserves	57,117,708	76,359,843
▶ Capital Outlay	31,078,250	20,103,800
▶ Operating Expense	15,155,478	15,890,337
▶ Personnel Services	11,270,028	11,642,644
▶ Transfers	9,299,438	10,694,299
▶ Debt Service	5,361,036	5,937,089
▶ Grants & Aid	36,516	37,343
Revenues Less Expenses	\$ 0	\$ 0

The Numbers Over Time – Revenues

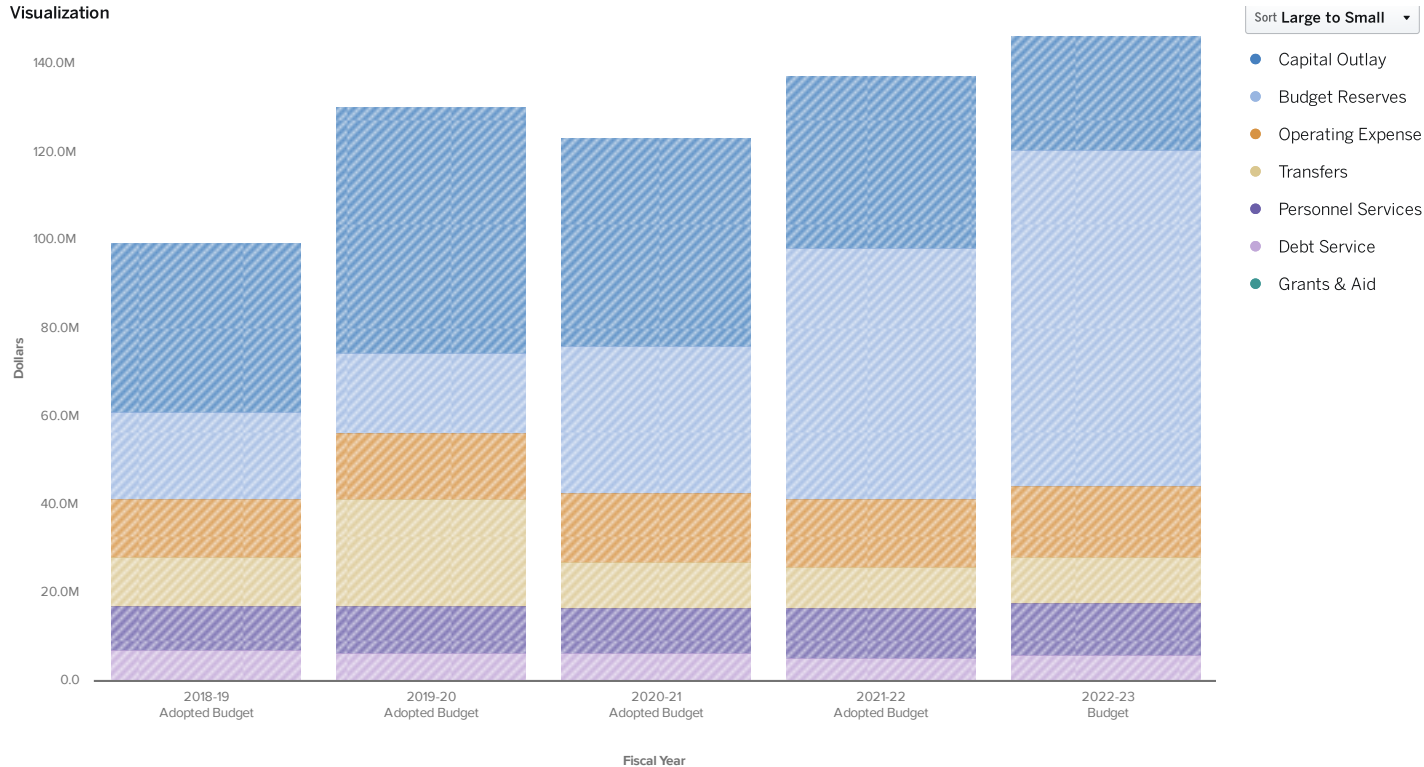
Visualization



Collapse All	2018-19 Adopted Budget	2019-20 Adopted Budget	2020-21 Adopted Budget	2021-22 Adopted Budget	2022-23 Budget
▼ Other Sources	\$ 54,026,552	\$ 68,852,603	\$ 73,882,125	\$ 84,902,462	\$ 91,242,506
▶ Balance Forward Cash	47,350,320	57,907,175	62,793,504	75,458,843	84,323,806
▶ Proprietary Non-Operating	6,676,232	3,245,428	11,088,621	9,443,619	6,918,700
▶ Loan Proceeds	0	7,700,000	0	0	0
▼ Charges for Services	34,548,335	37,365,138	39,259,827	40,555,002	44,443,159
▶ Physical Environment	34,522,335	37,339,138	39,259,827	40,555,002	44,443,159
▶ General Government	26,000	26,000	0	0	0
▼ Transfers	10,569,356	23,586,401	9,851,244	11,507,644	10,222,374
▶ Transfers - Between Funds	8,847,676	23,277,246	9,546,598	11,458,894	10,172,624
▶ Transfers - Same Fund	1,721,680	309,155	304,646	48,750	49,750
▼ Miscellaneous	504,816	479,816	479,813	479,816	400,816
▶ Other Miscellaneous	301,000	276,000	275,999	276,000	226,000
▶ Interest and Other Earnings	155,000	155,000	155,000	155,000	125,000
▶ Rents and Royalties	47,816	47,816	47,816	47,816	47,816
▶ Sale of Surplus Materials	1,000	1,000	998	1,000	2,000
▼ Licenses and Permits	4,000	4,000	4,002	4,000	4,000
▶ Other Permits and Fees	4,000	4,000	4,002	4,000	4,000
Total	\$ 99,653,059	\$ 130,287,958	\$ 123,477,011	\$ 137,448,924	\$ 146,312,855

The Numbers Over Time – Expenses

Visualization

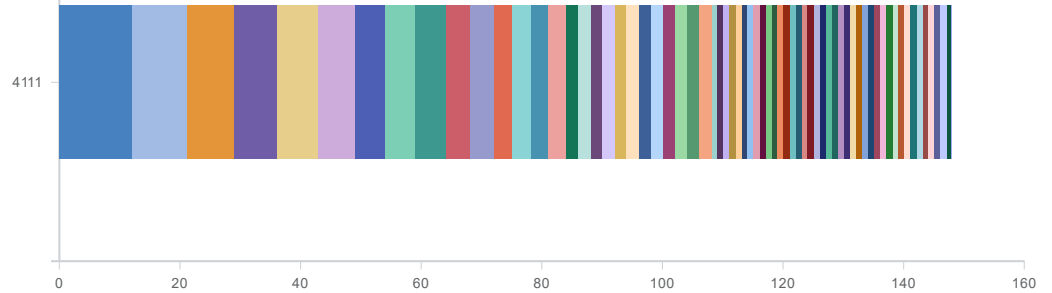


Collapse All	2018-19 Adopted Budget	2019-20 Adopted Budget	2020-21 Adopted Budget	2021-22 Adopted Budget	2022-23 Budget
▼ Capital Outlay	\$ 38,510,035	\$ 55,721,296	\$ 47,248,812	\$ 39,111,220	\$ 25,651,800
▶ Construction in Progress	32,850,836	48,959,631	34,742,319	11,448,329	5,000,000
▶ Infrastructure	5,370,000	6,449,765	12,056,485	24,048,892	20,279,500
▶ Intangible Assets	0	0	200,004	3,225,000	0
▶ Land	200,000	200,000	200,004	200,000	200,000
▶ Machinery and Equipment	89,199	111,900	50,000	188,999	172,300
▼ Budget Reserves	19,865,939	18,198,326	33,619,881	57,117,708	76,359,843
▶ Reserves	19,865,939	18,198,326	33,619,881	57,117,708	76,359,843
▼ Operating Expense	12,894,082	15,138,308	15,499,502	15,244,978	15,981,837
▶ Repair and Maintenance	2,520,353	4,760,515	4,762,088	3,854,181	3,834,200
▶ Other Current Charges	2,298,269	2,785,853	3,103,010	3,237,658	3,221,274
▶ Operating Supplies	1,528,769	1,906,758	2,058,323	2,363,929	3,067,802
▶ Utility Services	1,884,348	1,834,749	1,834,750	1,832,163	1,851,685
▶ Professional Services	1,598,062	1,207,948	1,086,380	1,090,607	1,191,198
▶ Insurance	1,171,070	1,189,636	1,203,537	1,412,932	1,028,060
▶ Other Services	1,341,750	921,674	908,112	924,558	1,250,186
▶ Freight and Postage Svcs	367,930	367,680	368,187	368,180	368,180
▶ Training	55,553	47,090	52,396	36,000	36,870
▶ Office Supplies	29,300	23,500	23,503	27,100	30,200
▶ Printing and Binding	27,500	25,000	24,995	25,000	25,100
▶ Promotional Activities	24,000	24,000	24,000	24,400	24,400
▶ Travel & Per Diem	19,093	19,293	19,287	20,743	21,443
▶ Rentals and Leases	16,171	16,657	16,703	18,214	17,214
▶ Books/Memberships	11,914	7,955	14,231	9,313	14,025
▼ Transfers	11,129,224	24,083,526	10,319,635	9,299,438	10,694,299
▶ Transfers - Between Funds	9,407,544	23,774,371	10,014,989	9,250,688	10,644,549
▶ Transfers - Same Fund	1,721,680	309,155	304,646	48,750	49,750
▼ Personnel Services	10,131,840	10,881,856	10,524,537	11,270,028	11,642,644
▶ Salary and Wages	6,773,169	7,206,826	7,074,884	7,358,234	7,711,687
▶ Benefits	3,358,671	3,675,030	3,449,653	3,911,794	3,930,956
▶ Debt Service	7,079,381	6,221,381	6,221,380	5,361,036	5,937,089
▶ Grants & Aid	42,558	43,265	43,264	44,516	45,343
Total	\$ 99,653,059	\$ 130,287,958	\$ 123,477,011	\$ 137,448,924	\$ 146,312,855

Our People – FTE Count

Allocation FTE - Fund 4111

Data Updated 4 days ago



147.95

Job Title in 4111

Allocation FTE - Fund 4111

Job Title	4111
Allocated FTE Count	
ACCOUNTING CLERK II	2.00
ACCOUNTING CLERK III	2.00
ADMINISTRATIVE ASSISTANT II	2.00
ADMINISTRATIVE ASSISTANT III	2.00
ASSET INFORMATION SPECIALIST	3.00
BACKFLOW TECHNICIAN	1.00
BILLING/COLLECTION SUPERVISOR	1.00
CHIEF WATER/WASTEWATER PLANT OPERATOR	1.00
CLERK/ CASHIER	2.00
COLLECTION TECHNICIAN/VIDEO	1.00
COLLECTION/ELECTRICAL MECHANICAL SUPERVISOR	1.00
COLLECTIONS SPECIALIST	1.00
COLLECTIONS SYSTEM TECHNICIAN I	6.00
COLLECTIONS SYSTEM TECHNICIAN II	3.00
CUSTOMER CARE SPECIALIST	9.00
CUSTOMER RELATIONS COORDINATOR	1.00
CUSTOMER RELATIONS SUPERVISOR	1.00
CUSTOMER SERVICE SPECIALIST	1.00
DEPUTY COUNTY ADMINISTRATOR	0.20
DIRECTOR OF UTILITIES	0.75
DISTRIBUTION SYSTEM OPERATOR I	7.00
DISTRIBUTION SYSTEM OPERATOR I IN TRAINING	1.00
DISTRIBUTION SYSTEM OPERATOR II	5.00
ELECTRICAL/MECHANICAL SPECIALIST ASSISTANT	1.00
ELECTRICAL/MECHANICAL SPECIALIST I	5.00
ELECTRICAL/MECHANICAL SPECIALIST II	1.00
FINANCE MANAGER	1.00
FINANCE SPECIALIST	1.00
FLORIDA FRIENDLY LANDSCAPE (FFL) COORDINATOR	1.00
INDUSTRIAL WASTEWATER PRETREATMENT COORDINATOR	1.00
MAINTENANCE/MATERIALS SUPERVISOR	1.00
MATERIALS AND SUPPLY COORDINATOR	1.00
OPERATIONS ASSISTANT	1.00
OPERATIONS MANAGER	1.00
OPERATIONS SUPPORT SPECIALIST	1.00
PERMIT/DEVELOPMENT REVIEW COORDINATOR	1.00
PROJECT MANAGER	4.00
PROJECT/DESIGN ENGINEER	1.00

July 03, 2022

Job Title	4111
RESIDUALS TECHNICIAN	2.00
REVENUE SPECIALIST	1.00
SENIOR ACCOUNTING CLERK	3.00
SENIOR BILLING COORDINATOR	1.00
SERVICE REPRESENTATIVE FOREMAN	1.00
SERVICE REPRESENTATIVE I	7.00
SERVICE REPRESENTATIVE II	1.00
STOREROOM SPECIALIST	2.00
UTILITIES BACKFLOW COORDINATOR	1.00
UTILITIES BUSINESS MANAGER	1.00
UTILITIES ENGINEER II	2.00
UTILITIES ENGINEERING/DIVISON MANAGER	1.00
UTILITIES INSPECTOR II	2.00
UTILITIES PLANTS SUPERVISOR	1.00
UTILITIES SENIOR PROJECT MANAGER	1.00
UTILITIES WORKER -SEWER	8.00
UTILITIES WORKER -WATER	12.00
UTILITIES WORKER I	2.00
UTILITIES WORKER II	1.00
WASTEWATER COLLECTIONS FOREMAN	1.00
WASTEWATER PLANT OPERATOR I	5.00
WASTEWATER PLANT OPERATOR II	4.00
WASTEWATER PLANT OPERATOR III	2.00
WASTEWATER PLANT OPERATOR TRAINEE	1.00
WATER DISTRIBUTION FOREMAN	1.00
WATER DISTRIBUTION SUPERVISOR	1.00
WATER PLANT OPERATOR I	3.00
WATER PLANT OPERATOR II	2.00
WATER PLANT OPERATOR III	1.00
WATER RESOURCE MANAGER	1.00
ALLOCATED FTE COUNT	147.95



Fiscal Year 2022–2023 Annual Budget

Parks and Recreation



What We Do

The Parks Department oversees operations of 20 parks throughout unincorporated Hernando County. Our responsibilities entail general maintenance for park properties including buildings, facilities, and sports athletic fields. As well as piers, boardwalks, and boat ramps that are commonly used throughout our waterways in Hernando County.

The Recreation Department administers and manages programs of recreational activities including leagues, special events, and summer camps. As well as reservations, rentals, and issuance of annual park passes. All of these programs enhance quality of life for the diverse population of Hernando County and enable our residents to participate in recreational opportunities.



Accomplishments

- New ADA playground constructed at: Anderson Snow Sports Park, Roger's Park, Ridge Manor Park, and Veterans Park.
- Replacement of boardwalk and swim platform at Linda Pederson Park.
- Delta Woods Park Tennis Court resurfacing, adding a new pickleball court, and replacing existing tennis court lights.
- Resurfacing parking lots for both Anderson Snow Park and Pine Island Park.
- Anderson Snow Splash Pad Design
- Rotary Dog Park Landscape and Cleanup
- Anderson Snow Baseball Complex – New Sod and Irrigation
- New Dog Run at the Dog Park
- New Metal Roofs at Kennedy Park Dugouts
- New Public Shower at Pine Island
- Installation of fence guards at Veteran's Park and Kennedy Park
- Jenkins Creek Walkover bridge repaired.
- Lake House Improvements
- Veteran's Park Concession Building Roof Painted
- New Drainfield at Veteran's Park
- Pioneer Park had new railings put up on the ramps.
- Veteran's Park Tree Trimming and Landscaping

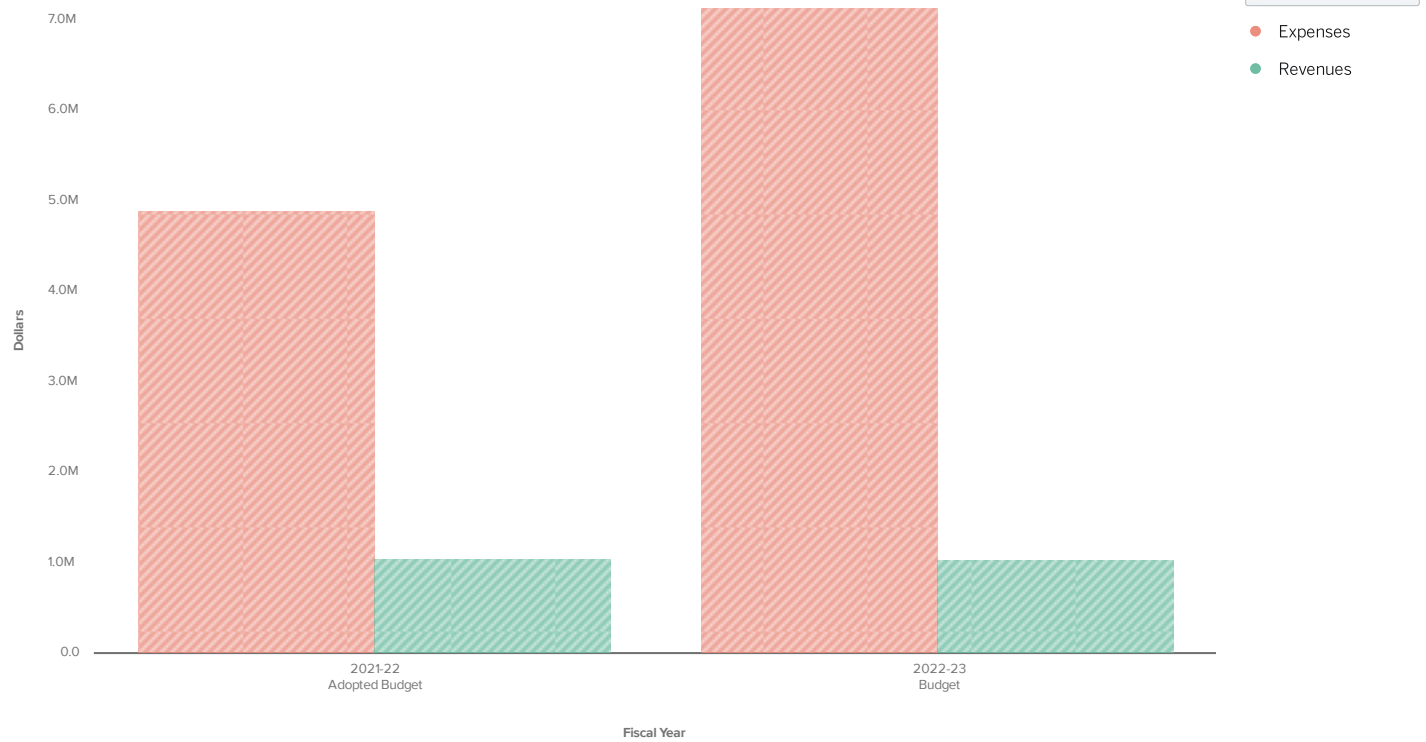
Goals

Parks and Recreation Department's primary goal is to provide safe, clean and functional parks and recreation facilities, and to assist in the planning and development of new and improved facilities to meet continued growth within the County. We are committed to fulfilling our mission through visionary leadership, individual dedication, and the responsible use of available resources.



Parks and Recreation Revenue vs Expenditure

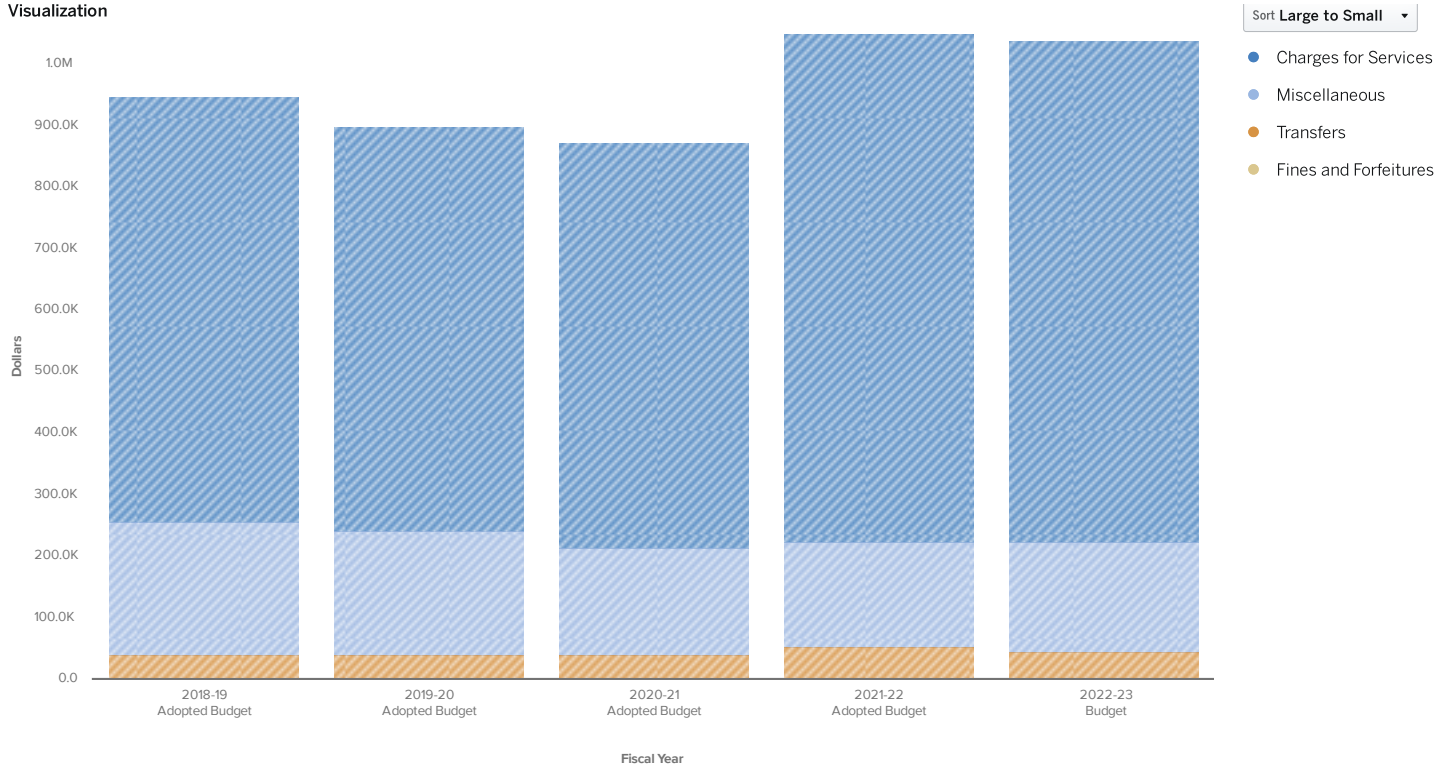
Visualization



Collapse All	2021-22 Adopted Budget		2022-23 Budget
▼ Revenues	\$ 1,048,238		\$ 1,038,389
► Charges for Services	825,525		814,500
► Miscellaneous	170,785		180,700
► Transfers	51,828		42,939
► Fines and Forfeitures	100		250
▼ Expenses	4,896,465		7,129,664
► Operating Expense	2,155,133		2,715,587
► Personnel Services	1,922,836		2,252,102
► Capital Outlay	818,496		2,108,500
► Transfers	0		53,475
Revenues Less Expenses	\$ -3,848,227		\$ -6,091,275

The Numbers Over Time – Revenues

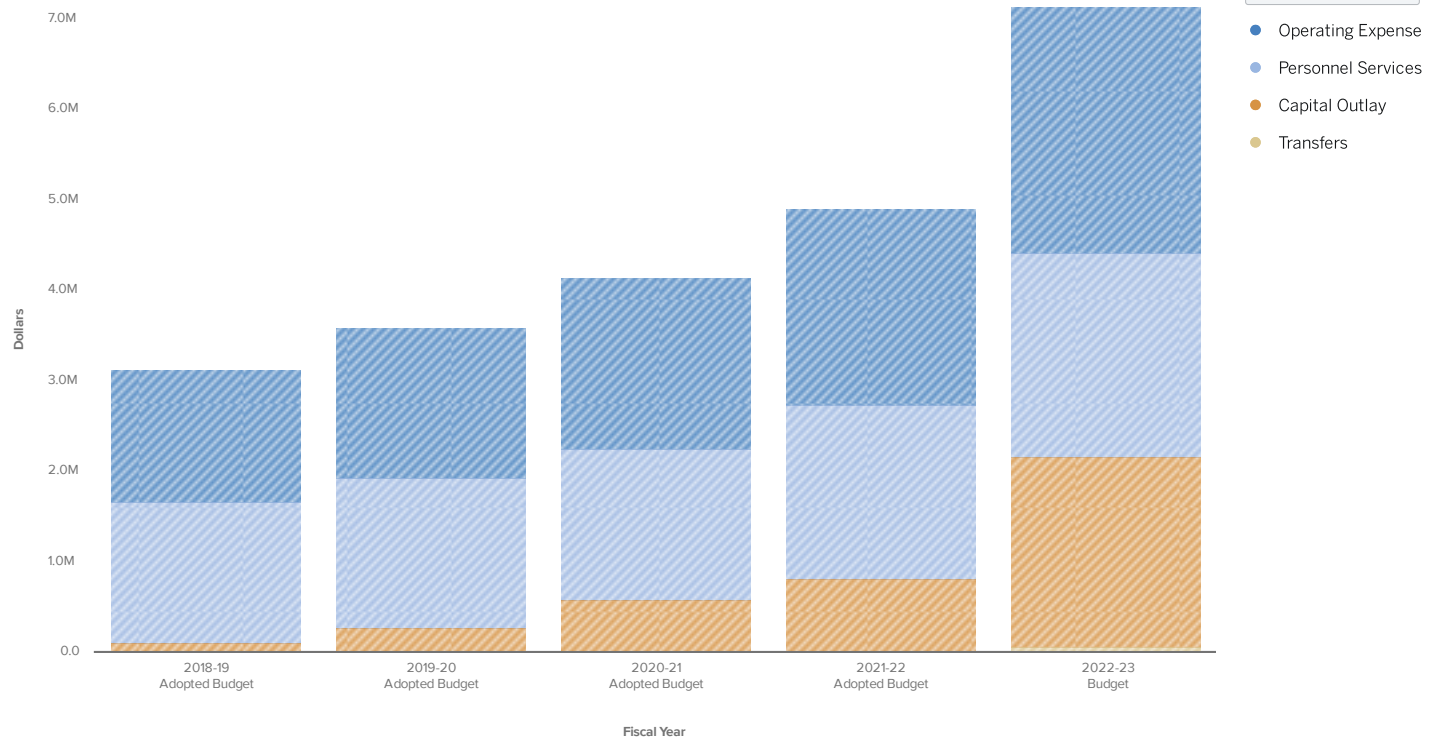
Visualization



Collapse All	2018-19 Adopted Budget	2019-20 Adopted Budget	2020-21 Adopted Budget	2021-22 Adopted Budget	2022-23 Budget
▼ Charges for Services	\$ 690,145	\$ 656,900	\$ 658,758	\$ 825,525	\$ 814,500
▶ Culture/Recreation	690,145	656,900	658,758	825,525	814,500
▼ Miscellaneous	215,880	201,580	172,399	170,785	180,700
▶ Rents and Royalties	150,680	147,980	116,750	99,185	180,250
▶ Other Miscellaneous	25,500	25,600	34,649	46,100	450
▶ Donations-Private Sources	39,700	28,000	21,000	25,500	0
▼ Transfers	40,000	40,000	41,004	51,828	42,939
▶ Transfers - Between Funds	40,000	40,000	41,004	51,828	42,939
▼ Fines and Forfeitures	0	100	100	100	250
▶ Other	0	100	100	100	250
Total	\$ 946,025	\$ 898,580	\$ 872,261	\$ 1,048,238	\$ 1,038,389

The Numbers Over Time – Expenditures

Visualization

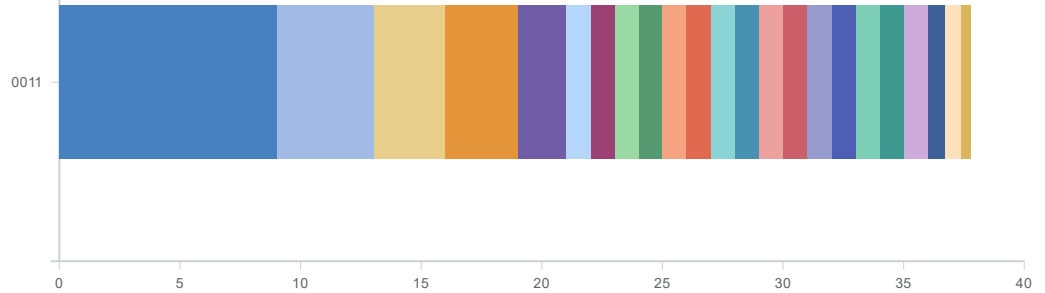


Collapse All	2018-19 Adopted Budget	2019-20 Adopted Budget	2020-21 Adopted Budget	2021-22 Adopted Budget	2022-23 Budget
▼ Operating Expense	\$ 1,465,333	\$ 1,650,536	\$ 1,885,142	\$ 2,155,133	\$ 2,715,587
▶ Repair and Maintenance	300,300	366,337	500,679	641,702	919,444
▶ Other Current Charges	215,121	319,997	360,444	392,109	474,845
▶ Other Services	331,262	318,372	354,446	324,217	373,851
▶ Utility Services	237,210	274,430	266,846	271,824	287,670
▶ Operating Supplies	142,115	139,055	168,190	191,270	336,993
▶ Insurance	161,414	176,072	169,704	228,510	229,822
▶ Professional Services	29,832	25,200	25,103	51,341	48,984
▶ Rentals and Leases	12,528	12,118	13,320	15,040	13,140
▶ Printing and Binding	17,000	9,465	12,001	12,150	10,000
▶ Office Supplies	5,250	3,500	5,001	5,500	5,500
▶ Training	8,525	2,000	4,996	3,400	1,700
▶ Travel & Per Diem	2,476	2,250	2,251	4,250	4,250
▶ Road Materials and Supplies	0	0	0	10,000	5,000
▶ Books/Memberships	1,550	1,240	1,661	1,820	1,320
▶ Freight and Postage Svcs	750	500	500	2,000	2,000
▶ Promotional Activities	0	0	0	0	1,068
▼ Personnel Services	1,564,472	1,658,776	1,678,907	1,922,836	2,252,102
▶ Salary and Wages	1,029,604	1,084,931	1,123,505	1,250,163	1,412,895
▶ Benefits	534,868	573,845	555,402	672,673	839,206
▼ Capital Outlay	100,000	277,500	575,988	818,496	2,108,500
▶ Infrastructure	50,000	200,000	424,992	640,000	2,095,000
▶ Buildings	50,000	75,000	138,996	165,000	0
▶ Machinery and Equipment	0	2,500	12,000	13,496	13,500
▶ Transfers	0	0	0	0	53,475
Total	\$ 3,129,805	\$ 3,586,812	\$ 4,140,037	\$ 4,896,465	\$ 7,129,664

Our People – FTE Count

Allocated FTE - Fund 0011-04441 Parks & Rec

Data Updated 4 days ago



37.73

Job Title in 0011

Allocated FTE - Fund 0011-04441 Parks & Rec

Job Title	0011
Allocated FTE Count	
ADMINISTRATIVE ASSISTANT II	1.00
ATHLETIC FIELD/TURF SUPERINTENDENT	1.00
DIRECTOR OF COMMUNITY SERVICES	0.65
EQUIPMENT OPERATOR II	1.00
EVENT COORDINATOR	1.00
HORTICULTURE TECHNICIAN	2.00
MAINTENANCE DOCK WORKER	3.00
MAINTENANCE TECHNICIAN II/DRIVER/MECHANIC	1.00
MAINTENANCE TECHNICIAN II/ELECTRIAN	3.00
MAINTENANCE TECHNICIAN II/IRRIGATION	1.00
MAINTENANCE WORKER II	9.00
OPERATIONS MANAGER	1.00
PARK ATTENDANT	4.00
PARK ATTENDANT (pt)	0.70
PARK ATTENDANT (seasonal pt)	1.00
PARKS ELECTRICIAN	1.00
PARKS MAINTENANCE FOREMAN	1.00
PARKS OPERATIONS FOREMAN	1.00
PROJECT MANAGER	1.00
RECREATION COORDINATOR	1.00
RECREATION LEADER II (SEASONAL)	0.38
RECREATION SPECIALIST	1.00
SPORTS/LEAGUE COORDINATOR	1.00
ALLOCATED FTE COUNT	37.73

Projects

- Linda Pedersen Boardwalk Replacement
- Lake Townsen ADA Access Road Improvements
- Pine Island Parking Lot Resurfacing
- Skate Park Restroom Replacement
- Ridge Manor Playground Replacement
- Veteran's Park Playground Replacement
- Roger's Park Playground Replacement
- Anderson Snow Splash Park Design



Fiscal Year 2022–2023 Annual Budget

Environmental Sensitive Lands



What We Do

The mission of Hernando County's Environmentally Sensitive Lands (ESL) program is to preserve the County's natural, cultural, and scenic resources while enhancing the quality of life for present and future generations. The ESL program is responsible for the management of five County-owned or managed preserves: Chinsegut Hill, Cypress Lakes, Fickett Hammock, Lake Townsen, and Peck Sink. Together, these five preserves cover 1,087 acres completely within Hernando County.



Accomplishments

- Provide protection of 1,087 acres containing critical or imperiled resources, including Eastern indigo, Gopher tortoise, Florida Mouse, Gopher frog, Hammock fern, Cooley's water willow and others.
- Provide protection of water quality for our rivers, estuaries, springs, and drinking water.
- Protection of water recharge areas.
- Preservation and restoration of sensitive wildlife habitats and scenic landscapes.
- Nature-based recreational opportunities.
- Ecotourism provides tourist tax revenue.
- Provide outdoor educational experiences.
- Received Recreational Trails Program grant from Florida Department of Environmental Protection for public access improvements at Peck Sink Preserve.
- Installed trailhead information kiosks at Fickett Hammock and Cypress Lakes preserve.

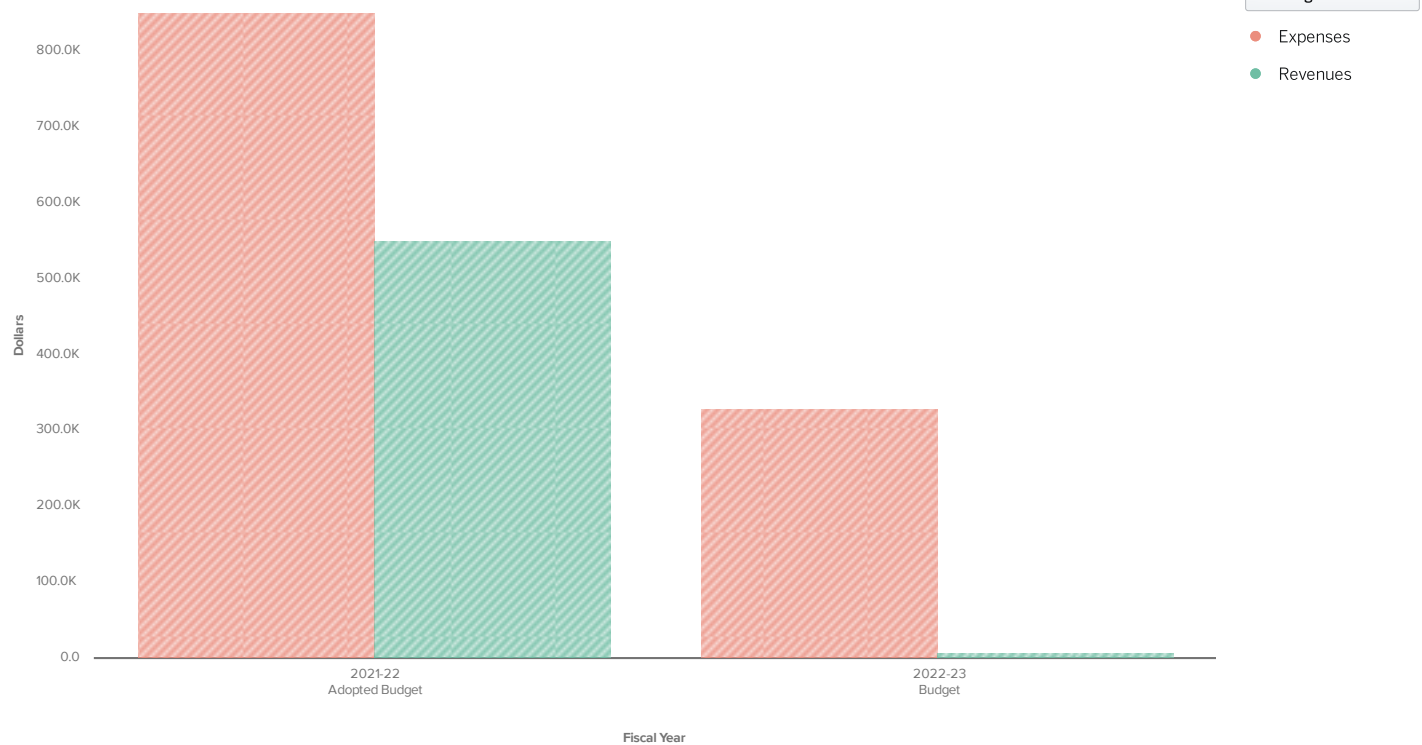
Goals

- Work towards overall increase in cover of native plants and quality of natural communities while simultaneously working towards a decline in cover of non-native plants and communities.
- Work towards appropriate proportions of natural community types across the landscape heading toward estimated desired range of conditions in appropriate terrain/habitat locations.
- Guarantee long-term persistence of at-risk species and all native species.
- Protect populations of at-risk species striving for recovery over time.
-
- Ensure safe public access that is compatible with biological conservation to the greatest degree possible.



Sensitive Lands Revenue vs Expenditure

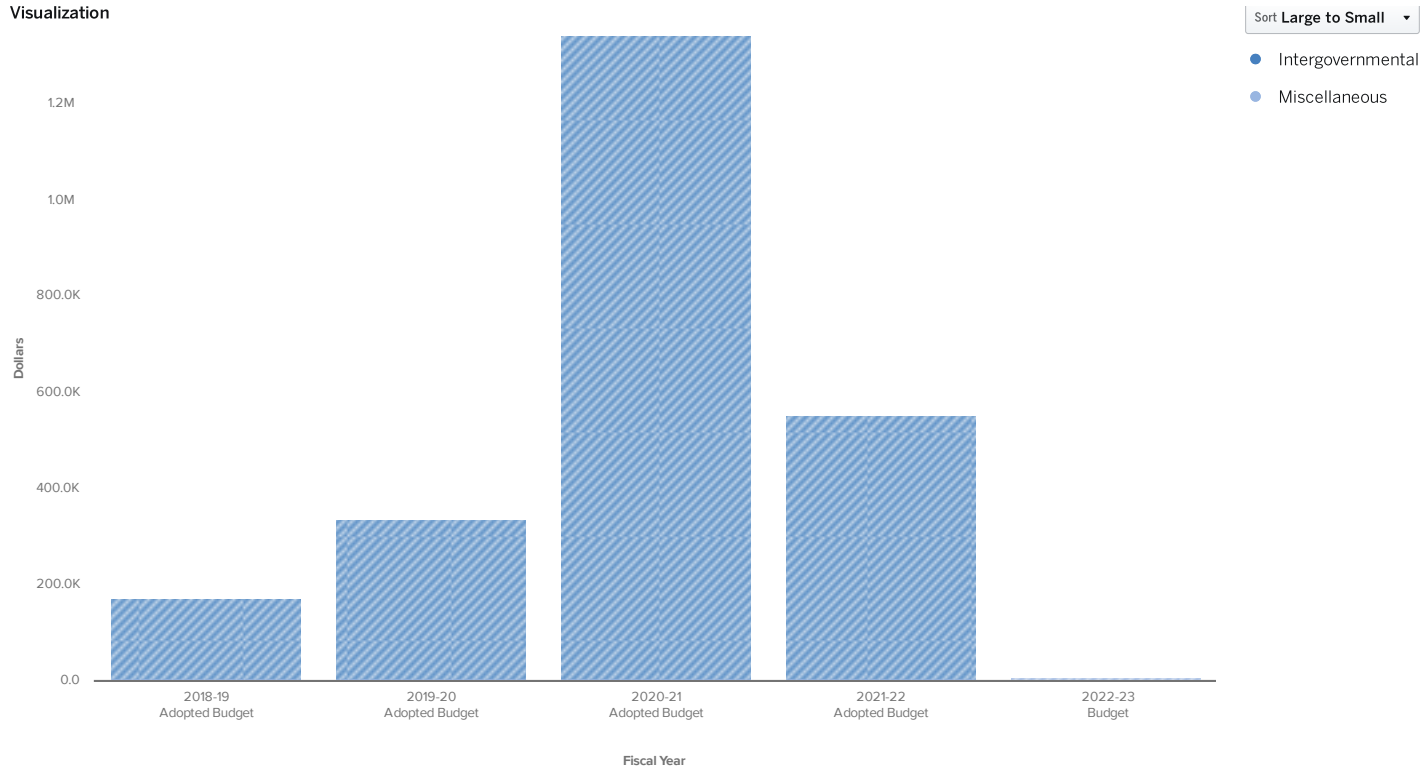
Visualization



Collapse All	2021-22 Adopted Budget		2022-23 Budget
▼ Revenues	\$ 550,576		\$ 7,200
► Intergovernmental	545,676		0
► Miscellaneous	4,900		7,200
▼ Expenses	849,115		328,010
► Capital Outlay	510,071		50,000
► Operating Expense	260,781		185,456
► Personnel Services	78,263		91,054
► Transfers	0		1,500
Revenues Less Expenses	\$ -298,539		\$ -320,810

The Numbers Over Time – Revenues

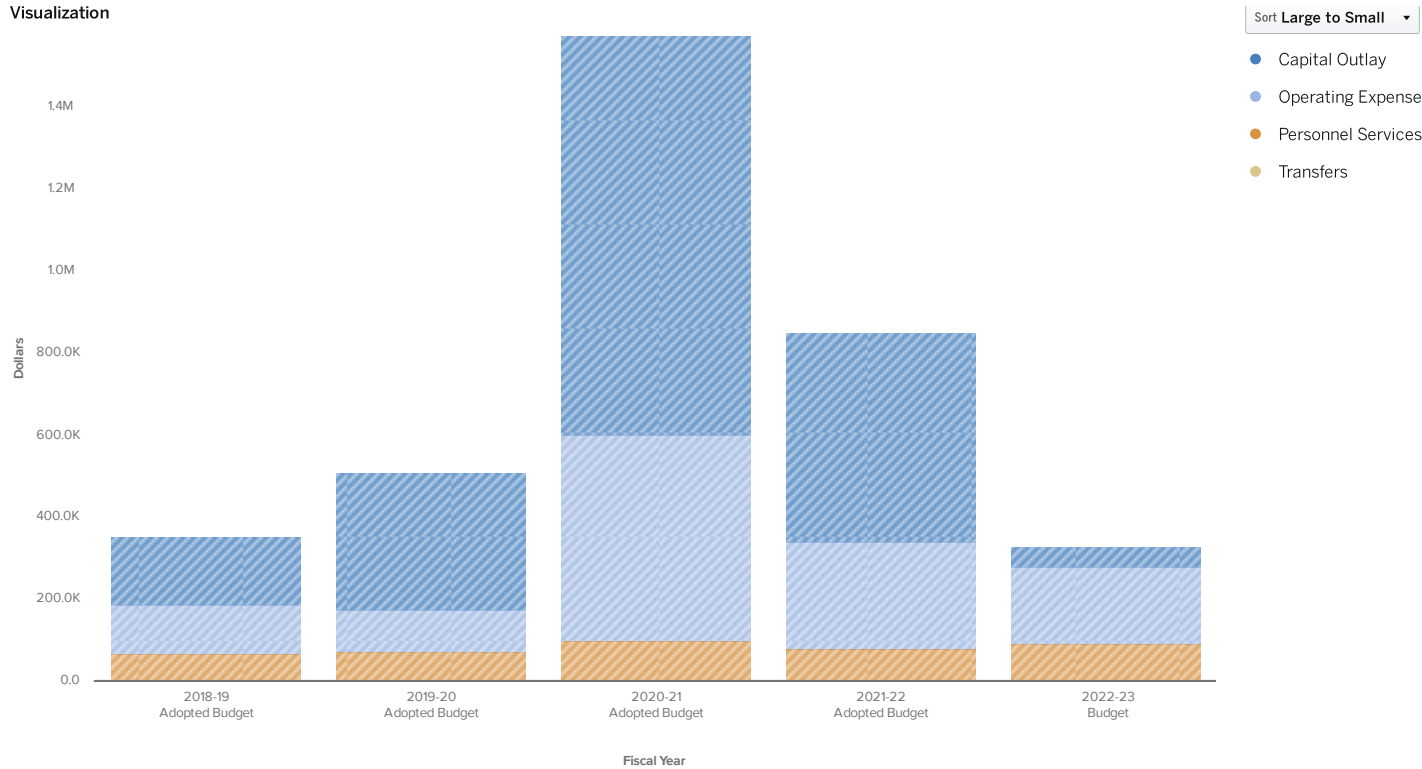
Visualization



Expand All	2018-19 Adopted Budget	2019-20 Adopted Budget	2020-21 Adopted Budget	2021-22 Adopted Budget	2022-23 Budget
► Intergovernmental	\$ 165,000	\$ 330,653	\$ 1,336,011	\$ 545,676	\$ 0
► Miscellaneous	4,800	4,800	4,800	4,900	7,200
Total	\$ 169,800	\$ 335,453	\$ 1,340,811	\$ 550,576	\$ 7,200

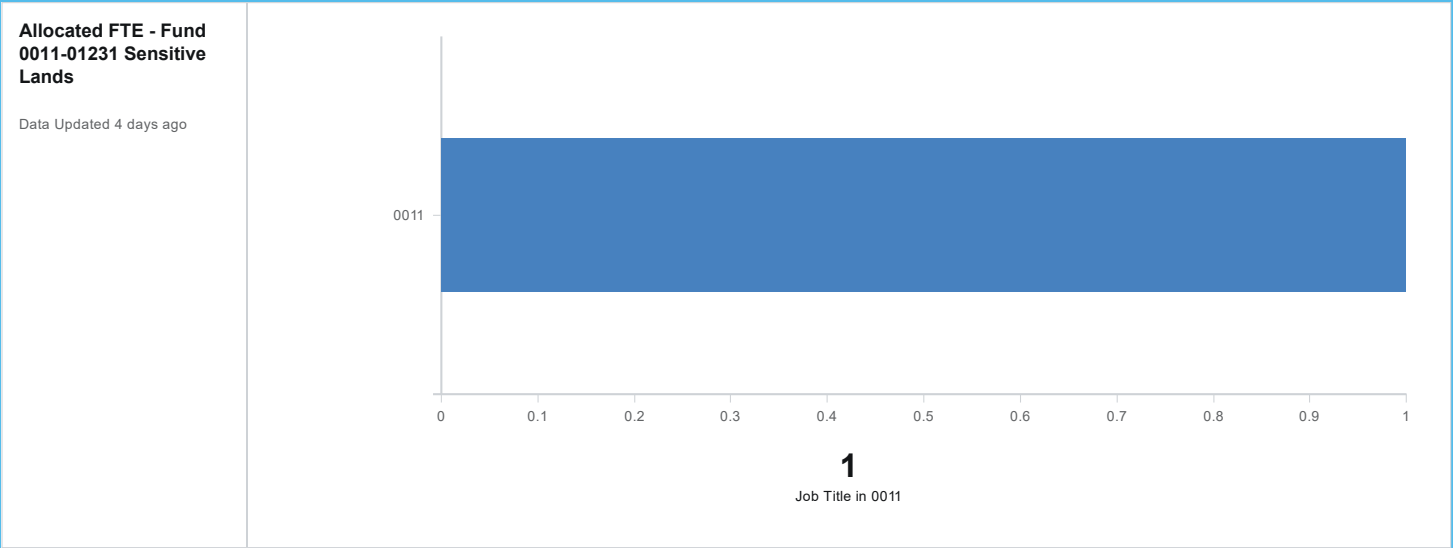
The Numbers Over Time –Expenditures

Visualization



Expand All	2018-19 Adopted Budget	2019-20 Adopted Budget	2020-21 Adopted Budget	2021-22 Adopted Budget	2022-23 Budget
► Capital Outlay	\$ 165,000	\$ 331,953	\$ 971,223	\$ 510,071	\$ 50,000
► Operating Expense	121,673	104,063	502,760	260,781	185,456
► Personnel Services	65,205	71,022	99,443	78,263	91,054
► Transfers	0	0	0	0	1,500
Total	\$ 351,878	\$ 507,038	\$ 1,573,426	\$ 849,115	\$ 328,010

Our People – FTE Count



Allocated FTE - Fund 0011-01231 Sensitive Lands	
Job Title	0011
Allocated FTE Count	
CONSERVATION LANDS SPECIALIST	1.00
ALLOCATED FTE COUNT	1.00

Projects

- Improving public access at all Preserves, including parking, information, pavilions, restrooms, and trails.
- Habitat restoration of sandhill habitat at Lake Townsen Preserve to create Gopher Tortoise recipient site.
- Scrub restoration at Cypress Lakes Preserve.
- Timber Management at Peck Sink Preserve.
- "Tide for a Cause” joint education and awareness project with Tidal Brewing and Roots Creative Co.



Fiscal Year 2022-2023 Annual Budget

Waterways / Aquatic Services



What We Do

Waterways Maintenance consists of maintenance of the County's network of aids-to-navigation, docks, boat ramps piers, lights, signage, and buoys consistent with state and federal regulations. This also includes the removal of hazards from waterways such as fallen trees. Maintenance of boating speed and safety zones and collaborating state agencies such as FFWCC. Florida Boating Improvement focuses on larger scale projects including the replacement or upgrades of boat ramps, channel navigation systems, or docking structures. Waterways also supports the Building Department by completing the initial inspections for permitting of residential and commercial seawalls, docks, and boat lifts.



Aquatic Services manages completion of projects such as marine habitat enhancement projects, new boat ramps and facilities, management of aquatic plants in lakes, and management of project funded through grants such as RESTORE funds. Past highlights of the program include:

- Marine Area Strategic Plan – partnered with the UF to prepare a comprehensive marine resource plan to be used for planning RESTORE Act funded marine and coastal enhancement projects.
- Coastal Boat Ramp Master Plan
- Creation of the Bayport / Linda Pedersen Paddling Trail – designed, permitted, and installed markings for the trail within Jenkins Creek.
- Hunters Lake Tussock Removal
- Bayport Courtesy Dock Replacement

Accomplishments

During FY22, Aquatics completed the following projects:

- State Road Canal Maintenance Dredge
- Artificial Reef Deployment Bendickson Expansion
- Lake Townsend Boat Ramp Design and Permitting
- Aquatic Plant Management of Hunters Lake – Herbicide Treatment
- Seagrass Mitigation Monitoring for Hernando Beach Channel Dredging

Goals

Waterways Maintenance:

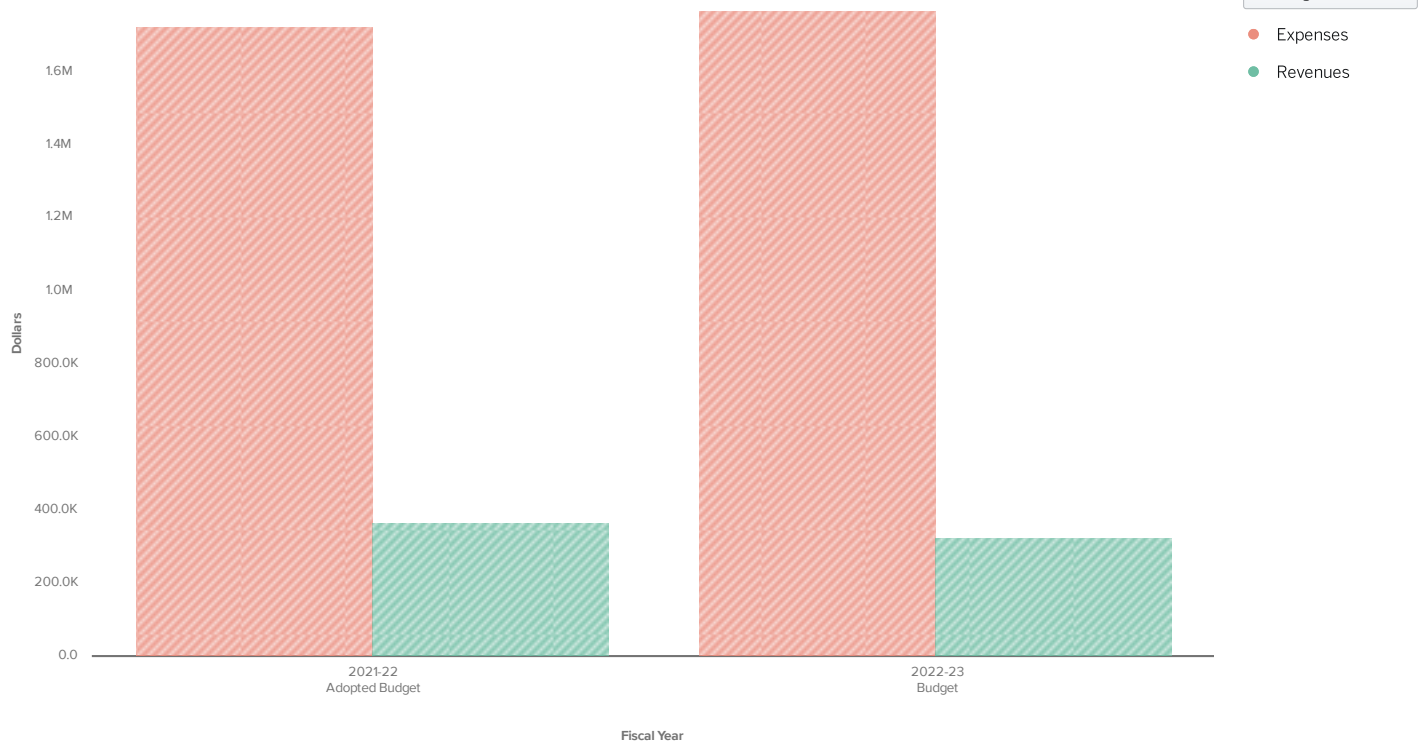
- Replace Ramp Docks at Bayport and Hernando Beach.
- Continue to repair boat ramp at Lake Lindsey.
- Continue to refurbish offshore navigation light tripods.
- Continue maintenance of all navigational aids
- Upgrade waterways facilities and docks

Aquatic Services:

- Initiate Lake Townsen Boat Ramp Construction (FBIP)
- Hunters Lake Canal Dredge
- Continue design and permitting of large-scale artificial reef program funded through RESTORE, and continue small scale deployments at the Bendickson Reef.
- Tussock Lake Management for Lake Lindsey and Continued Treatment of Hunters Lake with Aquatic Herbicides

Waterways and Aquatics Revenue vs Expenditure

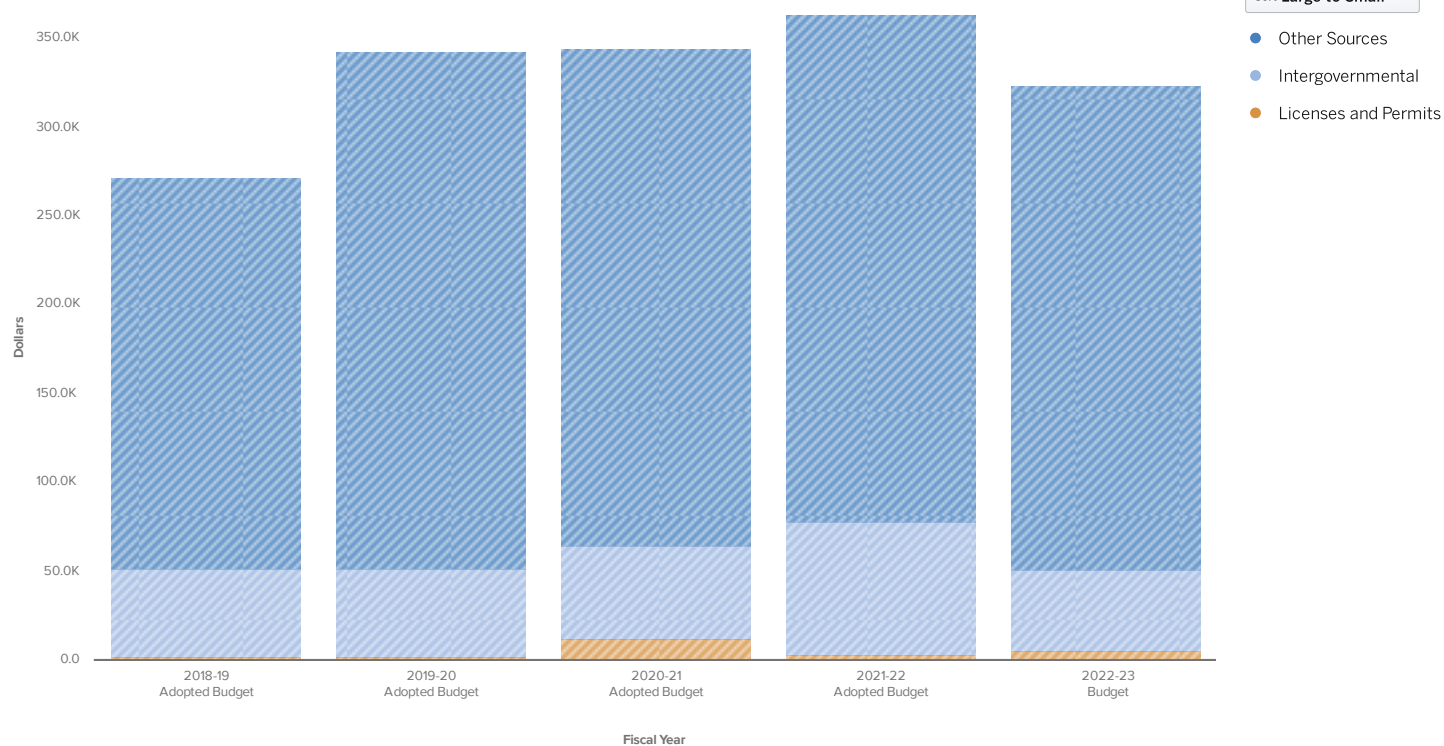
Visualization



Expand All	2021-22 Adopted Budget	2022-23 Budget
▼ Revenues	\$ 363,000	\$ 323,000
► Other Sources	285,000	272,000
► Intergovernmental	75,000	46,000
► Licenses and Permits	3,000	5,000
▼ Expenses	1,720,108	1,764,158
► Operating Expense	979,701	1,095,995
► Personnel Services	407,607	390,663
► Budget Reserves	313,145	250,000
► Transfers	19,655	7,500
► Capital Outlay	0	20,000
Revenues Less Expenses	\$ -1,357,108	\$ -1,441,158

The Numbers Over Time – Revenues

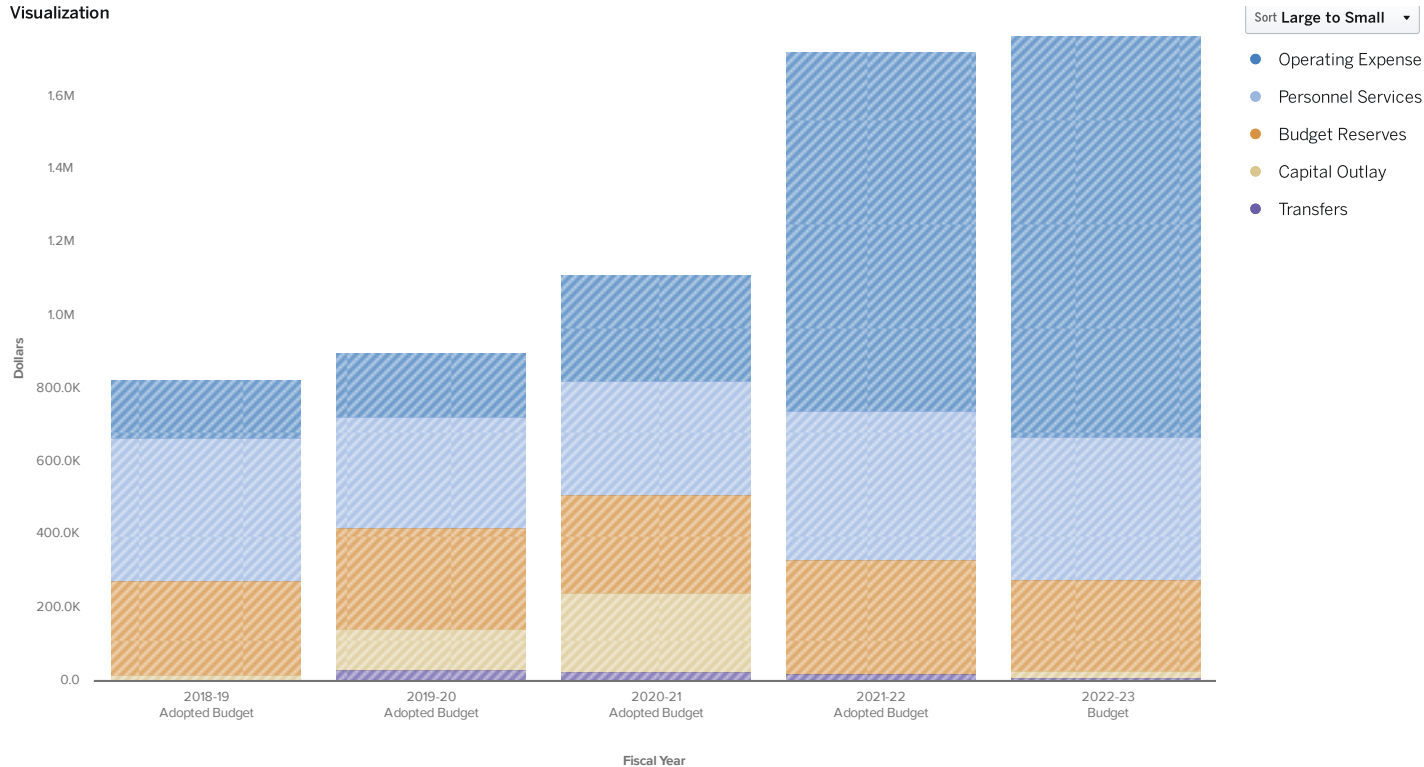
Visualization



Collapse All	2018-19 Adopted Budget	2019-20 Adopted Budget	2020-21 Adopted Budget	2021-22 Adopted Budget	2022-23 Budget
▼ Other Sources	\$ 220,000	\$ 291,280	\$ 279,996	\$ 285,000	\$ 272,000
▶ Balance Forward Cash	220,000	291,280	279,996	285,000	272,000
▼ Intergovernmental	50,000	50,000	52,000	75,000	46,000
▶ State Revenue Sharing	50,000	50,000	52,000	75,000	46,000
▼ Licenses and Permits	1,500	1,500	12,504	3,000	5,000
▶ Other Permits and Fees	1,500	1,500	12,504	3,000	5,000
Total	\$ 271,500	\$ 342,780	\$ 344,500	\$ 363,000	\$ 323,000

The Numbers Over Time –Expenditures

Visualization

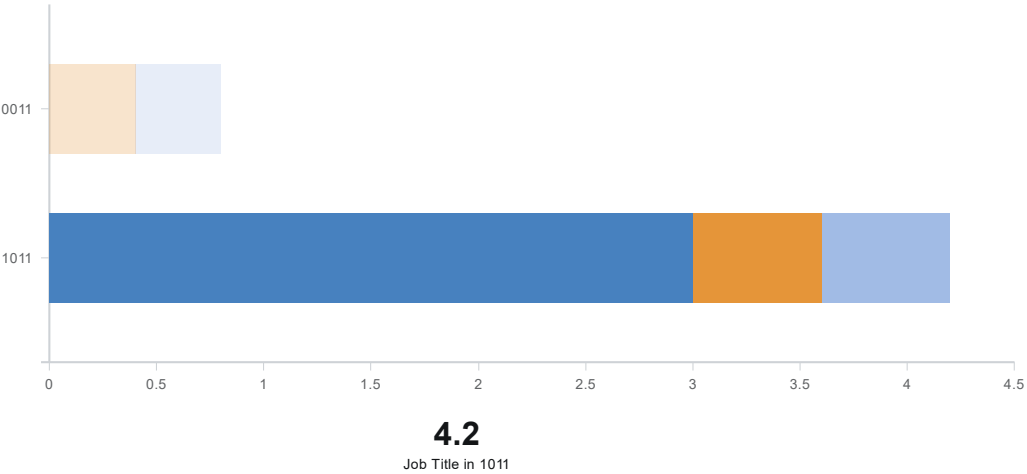


Collapse All	2018-19 Adopted Budget	2019-20 Adopted Budget	2020-21 Adopted Budget	2021-22 Adopted Budget	2022-23 Budget
▼ Operating Expense	\$ 160,369	\$ 176,385	\$ 289,515	\$ 979,701	\$ 1,095,995
▶ Operating Supplies	30,530	38,270	69,891	778,870	703,600
▶ Other Services	34,850	33,620	99,204	73,200	237,150
▶ Other Current Charges	41,264	48,720	64,954	70,936	80,029
▶ Repair and Maintenance	19,400	22,900	18,396	20,470	36,600
▶ Insurance	19,480	23,110	23,870	14,580	23,850
▶ Utility Services	9,000	5,000	4,503	4,600	5,300
▶ Professional Services	3,145	2,100	2,062	2,280	2,390
▶ Training	1,280	1,030	2,650	3,150	1,925
▶ Rentals and Leases	350	385	685	6,240	1,651
▶ Road Materials and Supplies	0	0	2,000	4,500	2,200
▶ Travel & Per Diem	420	850	850	425	500
▶ Office Supplies	450	300	400	400	500
▶ Books/Memberships	100	0	0	0	250
▶ Freight and Postage Svcs	100	100	50	50	50
▼ Personnel Services	390,980	302,170	314,748	407,607	390,663
▶ Salary and Wages	266,756	205,337	214,796	272,354	261,083
▶ Benefits	124,224	96,833	99,952	135,253	129,580
▼ Budget Reserves	257,000	276,780	267,362	313,145	250,000
▶ Reserves	257,000	276,780	267,362	313,145	250,000
▼ Capital Outlay	18,000	113,000	216,504	0	20,000
▶ Infrastructure	0	12,000	210,000	0	0
▶ Machinery and Equipment	18,000	101,000	6,504	0	20,000
▼ Transfers	0	30,500	24,431	19,655	7,500
▶ Transfers - Same Fund	0	30,500	24,431	19,655	0
▶ Transfers - Between Funds	0	0	0	0	7,500
Total	\$ 826,349	\$ 898,835	\$ 1,112,560	\$ 1,720,108	\$ 1,764,158

Our People – FTE Count

Fund 0011-01461
Aquatic Services &
1011-01462 Waterways

Data Updated 4 days ago



Allocated FTE - Fund 0011-01461 Aquatic Services

Job Title	0011	1011
Allocated FTE Count		
AQUATIC SERVICES MANAGER	0.40	0.60
PROJECT MANAGER	0.40	0.60
WATERWAYS MAINTENANCE TECHNICIAN	0.00	3.00
ALLOCATED FTE COUNT	0.80	4.20



Fiscal Year 2022–2023 Annual Budget

Public Library System



What We Do

Mission: The Hernando County Public Library System is an innovative center for lifelong community enrichment, education, and entertainment providing quality resources and services in a welcoming, customer friendly environment.

Vision: The Hernando County Public Library System will be the dynamic, constantly evolving center of our community by embracing the wisdom of the past, the technologies of the future, and the needs and contributions of our customers.



Accomplishments

- Installation of the Automated Material Handler (AMH) at all four (4) branches.
- Installation of the Self-Check machines with self-checkouts totaling 95,478 from installation in January 2021 thru September 30, 2021.
- Launched the new magazine online database flipster.
- Provided 3,392 patrons with computer instruction assistance.
- Logged 23,266 public computer sessions at library branches.
- Provided 57,040 wireless sessions.
- Provided informational displays for quick access.
- Received State Aid to Libraries Grant funding in the amount of \$521,198.
- Received more than 6,500 books/materials as donations.
- Barbara Fisher Memorial Project was funded through donations made in memoriam with over \$1,000 received to enable the revitalization of the Main Library atrium.
- Obtained \$500 grant from the Hernando County Fine Arts Council that supplemented the Barbara Fisher Memorial Project with a mural within the atrium.
- Reorganization of library services to provide core services to the public.
- Upgraded building security alarm systems to cellular options.
- Re-flooring and painting of the West Hernando Branch Library (funds provided by State Aid to Libraries).
- Reconfigured public and staff work areas at all four (4) locations for the Automated Material Handler installation.
- Replaced one library-owned vehicle (funds provided by State Aid to Libraries) and through the county replacement program the courier van was replaced.
- Improvement of lighting in the Main Library parking area.

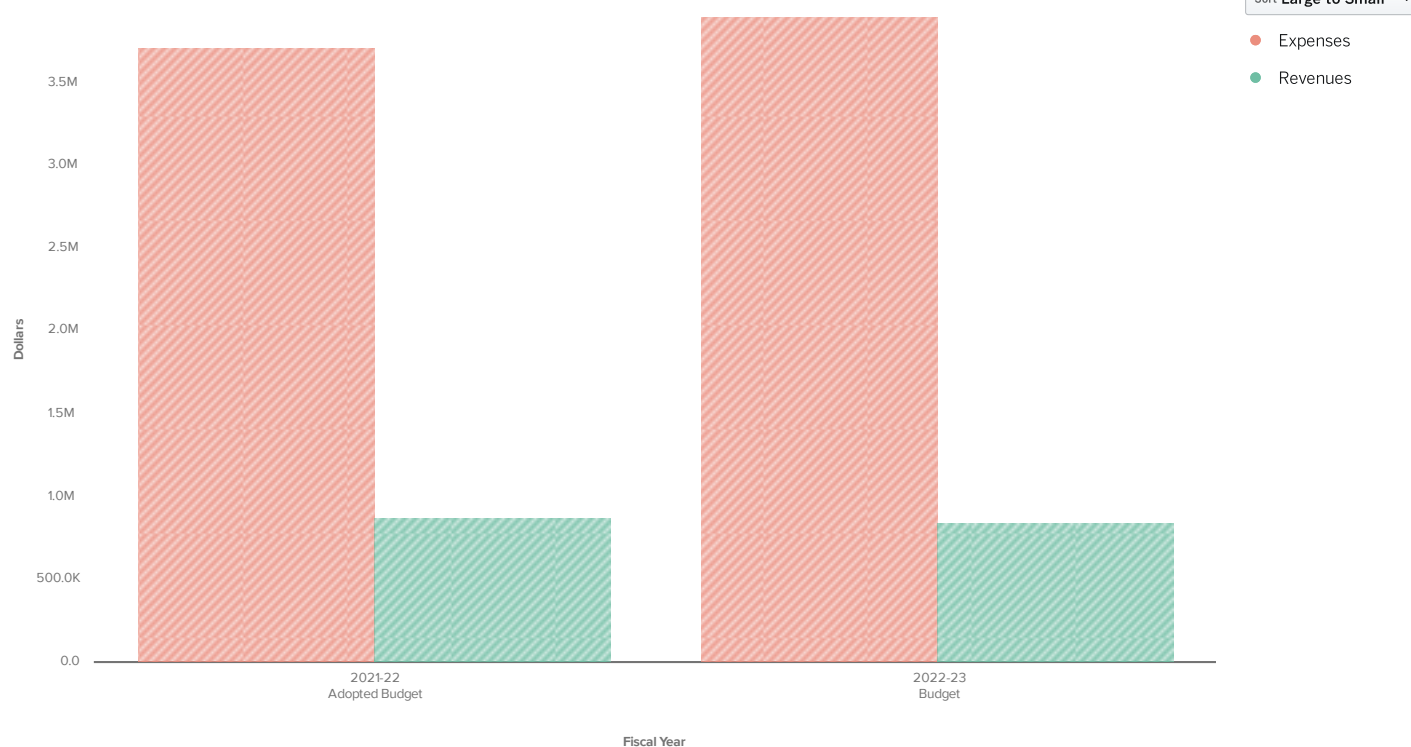
Goals

- Maintain a Knowledgeable, Creative and Engaged Staff
- Offer Exceptional Customer Service
- Grow Early Learning Initiatives
- Expand Artistic and Cultural Offerings
- Expand Service to Disadvantaged and Underserved Populations
- Increase Strategic Partnerships in the Community
- Create Collections and Services to Support Community Priorities and Needs



Public Library System Revenues vs Expenditures

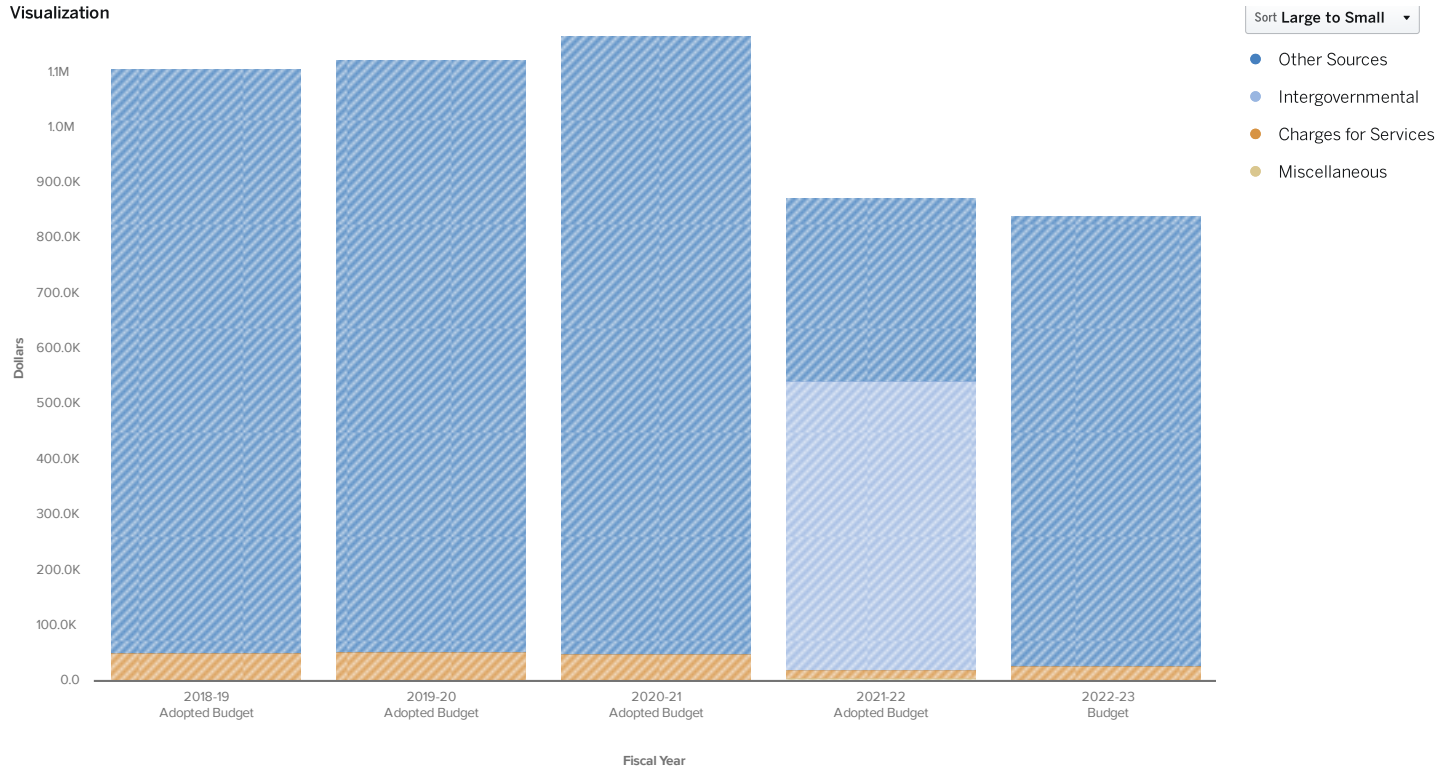
Visualization



Collapse All	2021-22 Adopted Budget	2022-23 Budget
▼ Revenues	\$ 874,131	\$ 841,993
▶ Other Sources	331,733	813,493
▶ Intergovernmental	521,198	0
▶ Charges for Services	16,200	27,000
▶ Miscellaneous	5,000	1,500
▼ Expenses	3,709,154	3,893,135
▶ Personnel Services	2,210,304	2,198,548
▶ Operating Expense	1,176,510	1,437,177
▶ Capital Outlay	277,540	212,050
▶ Transfers	44,800	45,360
Revenues Less Expenses	\$ -2,835,023	\$ -3,051,142

The Numbers Over Time – Revenues

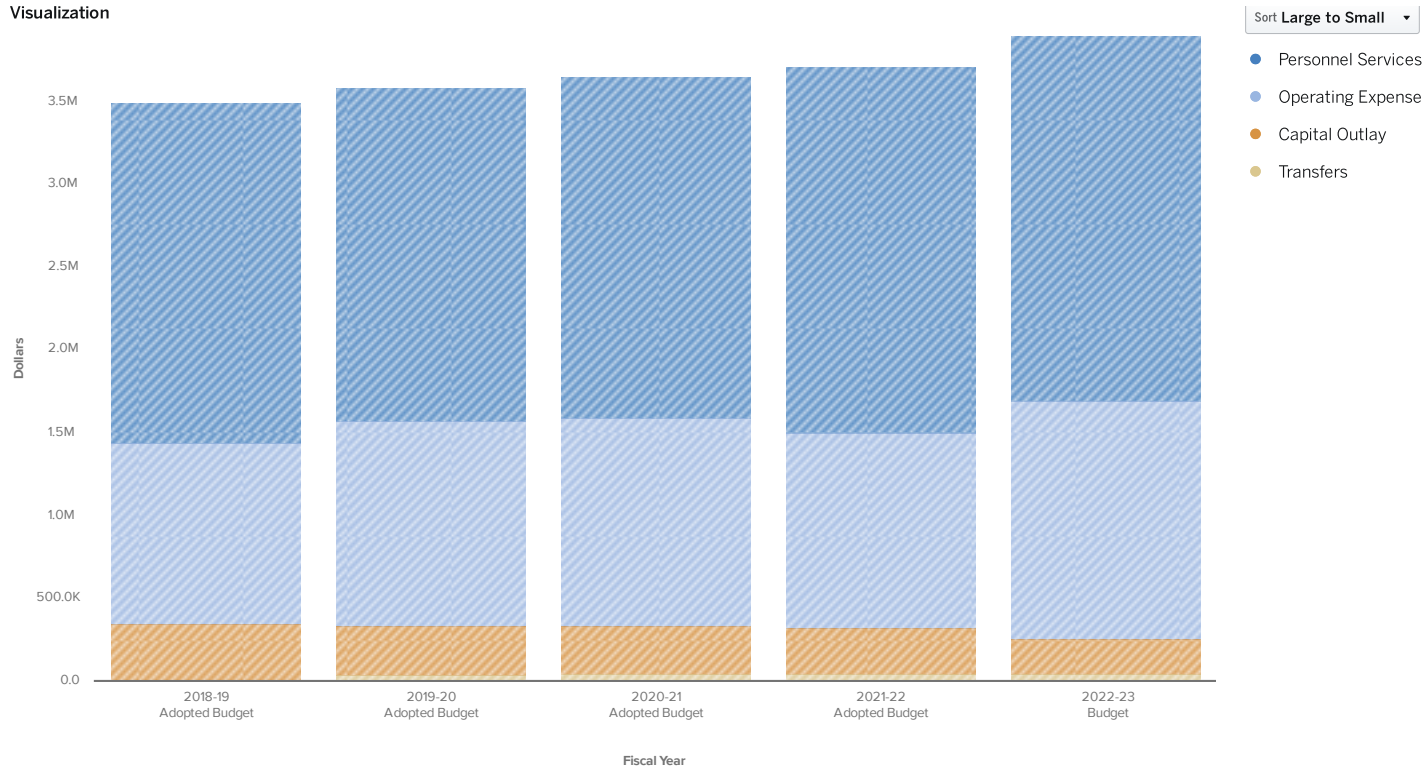
Visualization



Expand All	2018-19 Adopted Budget	2019-20 Adopted Budget	2020-21 Adopted Budget	2021-22 Adopted Budget	2022-23 Budget
► Other Sources	\$ 1,056,854	\$ 1,072,070	\$ 1,117,096	\$ 331,733	\$ 813,493
► Intergovernmental	0	0	0	521,198	0
► Charges for Services	50,000	50,000	45,998	16,200	27,000
► Miscellaneous	1,400	2,000	2,500	5,000	1,500
Total	\$ 1,108,254	\$ 1,124,070	\$ 1,165,594	\$ 874,131	\$ 841,993

The Numbers Over Time –Expenditures

Visualization

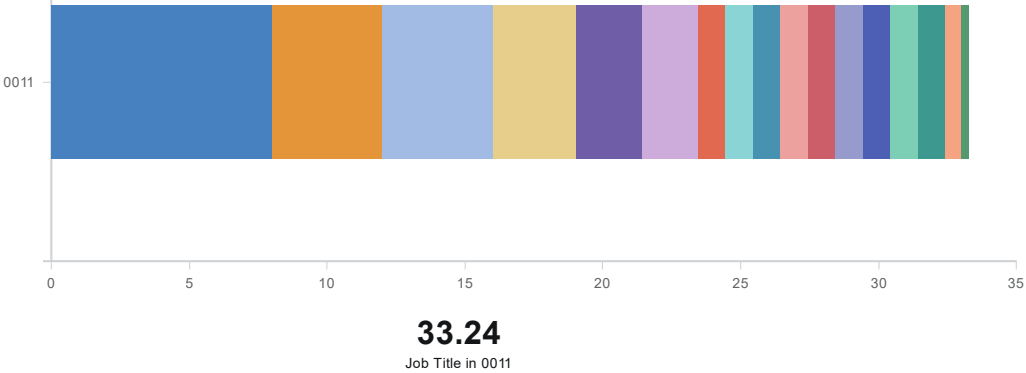


Collapse All	2018-19 Adopted Budget	2019-20 Adopted Budget	2020-21 Adopted Budget	2021-22 Adopted Budget	2022-23 Budget
▶ Personnel Services	\$ 2,053,929	\$ 2,010,963	\$ 2,058,186	\$ 2,210,304	\$ 2,198,548
▼ Operating Expense	1,092,107	1,242,225	1,255,048	1,176,510	1,437,177
▶ Repair and Maintenance	636,057	365,183	445,652	194,092	196,240
▶ Other Current Charges	39,466	341,342	309,674	296,703	305,646
▶ Books/Memberships	92,587	143,987	168,086	197,434	239,120
▶ Operating Supplies	61,375	122,870	66,672	185,778	397,049
▶ Insurance	90,000	91,100	88,035	124,997	124,997
▶ Utility Services	89,000	89,000	89,000	91,320	91,320
▶ Other Services	28,849	36,684	38,240	29,649	15,970
▶ Professional Services	19,212	17,060	17,060	18,260	18,260
▶ Rentals and Leases	11,700	11,500	12,600	21,300	22,415
▶ Printing and Binding	9,500	9,500	9,600	2,100	2,100
▶ Travel & Per Diem	2,591	5,933	2,548	5,632	12,080
▶ Training	7,370	3,370	3,481	4,345	5,580
▶ Office Supplies	4,000	4,000	4,000	4,500	6,000
▶ Freight and Postage Svcs	400	400	400	400	400
▶ Promotional Activities	0	296	0	0	0
▶ Capital Outlay	345,700	291,603	291,590	277,540	212,050
▶ Transfers	0	39,000	41,604	44,800	45,360
Total	\$ 3,491,736	\$ 3,583,791	\$ 3,646,428	\$ 3,709,154	\$ 3,893,135

Our People – FTE Count

Allocated FTE - Fund
0011-04601 Library
Services

Data Updated 4 days ago



Allocated FTE - Fund 0011-04601 Library Services

Job Title	0011
Allocated FTE Count	
ACCOUNTING CLERK III	1.00
ADMIN/FINANCE SPECIALIST	1.00
BRANCH SUPERVISOR	4.00
COLLECTIONS DEVELOPMENT COORDINATOR	1.00
DIRECTOR OF COMMUNITY SERVICES	0.24
DISTRIBUTION CLERK	1.00
LIBRARY INFORAMTION SPECIALIST II/TECHNICIAN	1.00
LIBRARY INFORMATION SPECIALIST II	4.00
LIBRARY SERVICE ASSISTANT	8.00
LIBRARY SERVICE ASSISTANT (pt)	2.40
LIBRARY SERVICE ASSISTANT /TECH (pt)	0.60
LIBRARY SERVICES MANAGER	1.00
OPERATIONS COORDINATOR	1.00
REFERENCE LIBRARIAN I	3.00
SYSTEM ASSISTANT	1.00
SYSTEM COORDINATOR	1.00
YOUTH SERVICES LIBRARIAN	2.00
ALLOCATED FTE COUNT	33.24

Projects

Partnering with county facilities department for improvement
Redesign and modifications of designated areas inside and outside the libraries
To improve public access and flow, in person and virtually



Fiscal Year 2022-2023 Annual Budget

Animal Services



What We Do

At Hernando County Animal Services (HCAS) our mission is to Rescue-Rehome and Reunite stray or abused animals. Our mission combines elements of public safety, animal welfare, and services to our community for their beloved pets. HCAS also serves an important role in natural or manmade disasters that require emergency pet-friendly sheltering.

Rescue: HCAS works hand in hand with the animal control authority to provide medical expertise and housing for abused animals that are seized from their owners. The animals taken under these circumstances are provided for in all aspects including medical care and expert veterinary testimony to support criminal and civil investigations.

Rehome: HCAS will rehome animals that become county property through county ordinance and state law. Most of our animals are rehomed through adoptions from our shelter or transfers to rescue organizations. All animals that are adopted or sent to rescues are sterilized, rabies vaccinated, microchipped, and receive a county license as required.

Reunite: HCAS receives animals found as strays in Hernando County. Once we receive the animal, we begin efforts to locate an owner. This includes checking for a microchip, posting photos of the animal online and reviewing lost reports. We reunite hundreds of animals annually with their family.

Pet friendly Sheltering: HCAS serves as Hernando County's Emergency Support Services 17 (ESF-17) representatives. We work closely with Emergency Management to set up pet-friendly shelters during disasters. These are typically set up in designated Hernando County Schools where the animals are housed in one section of the school and the owners in another. Prior activations have shown we have the capacity to arrange functional housing for over 700 animals.




Accomplishments

- Since 2017 HCAS has improved the save rate of animals that come into our care from 78% to consistently over 90% the last three years. Euthanasia's have been reduced through enhanced rehoming efforts. During this five-year period 13,824 dogs and cats have been processed through animal services.
- In 2018 HCAS in partnership with PetLuv and the Humane Society were able to get BOCC approval for Hernando County's first Trap-Neuter-Vaccinate-Return program. This is a feral and community cat population reduction strategy that emphasizes sterilization and return to where they are found rather than Euthanasia that failed to control the cat population.
- HCAS hosted the first Tampa Bay Regional Mega Adoption Event. Five municipal shelters as well as some non-profit organizations attended. In one weekend we adopted out hundreds of animals
- HCAS has provided support for several large-scale seizures and investigations that have resulted in convictions and/or civil fines.

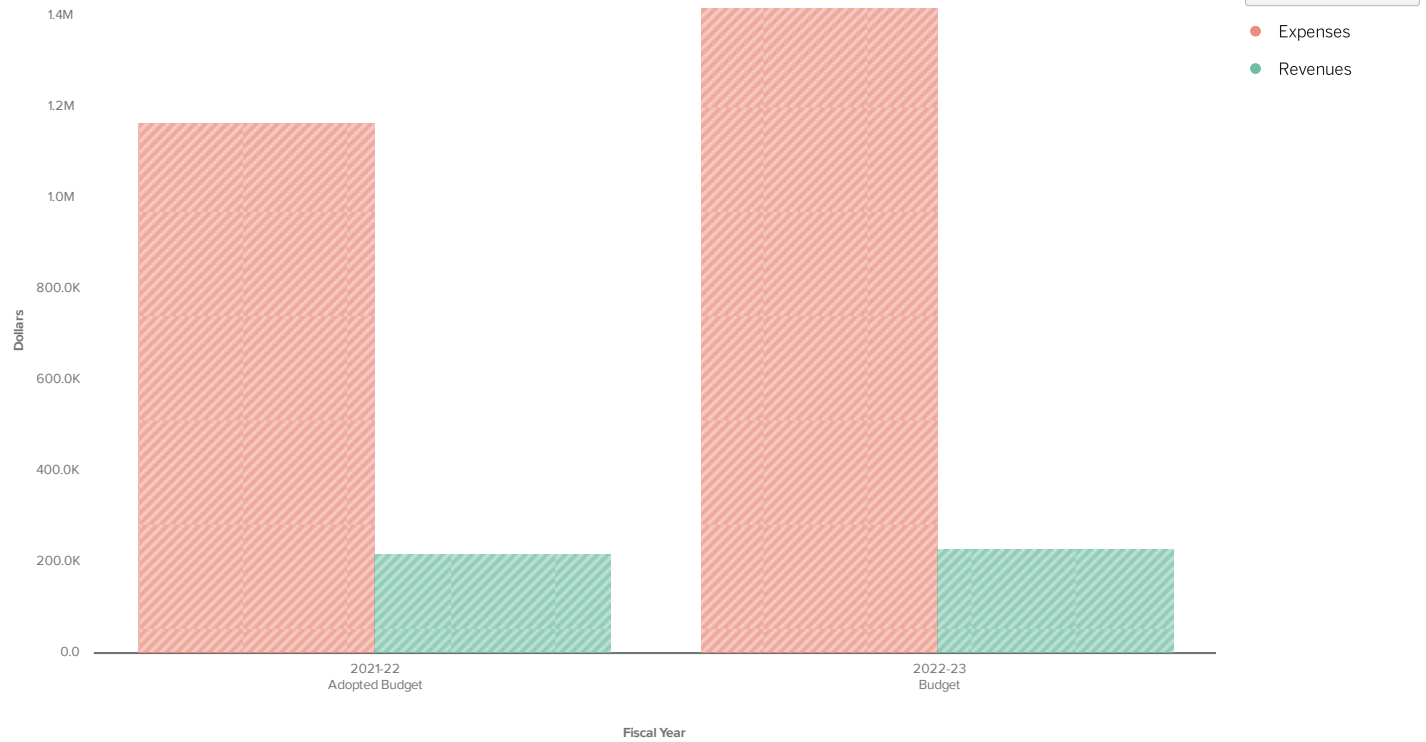
Goals

- Add additional dog kennels through an expansion of our existing facility. Our current 58 assigned kennels are insufficient to meet the demands of our rising population. Since the last shelter expansion was completed in 2003 it is estimated that there are approximately 74,000 more animals in Hernando County.
- Renovate current space to create a proper isolation ward for sick animals to enhance facility biosecurity.
- Renovate and repair distressed portions of our shelter.
- Increase pet friendly shelter supplies and workforce.
- Continue to serve our citizens with a balance of public safety and animal welfare.



Animal Services Revenue vs Expenditure

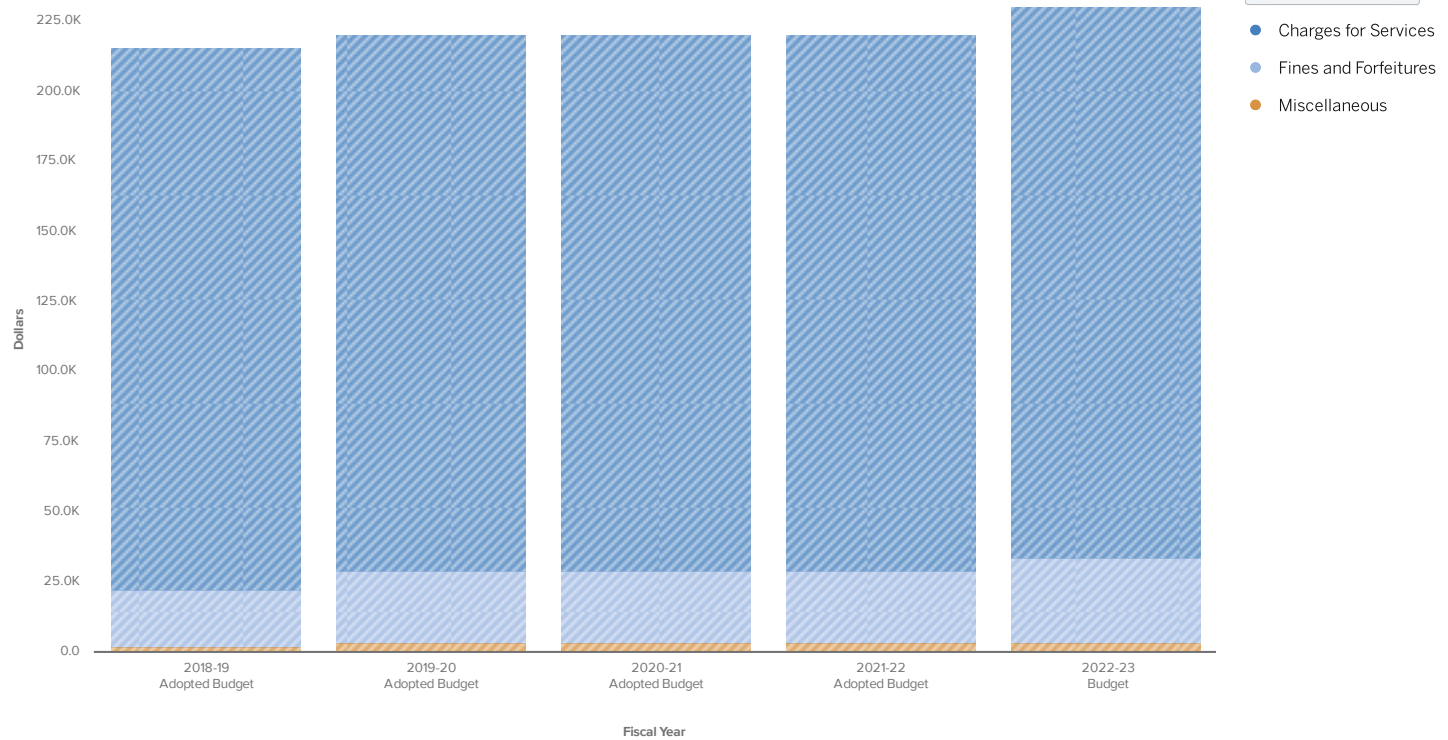
Visualization



Collapse All	2021-22 Adopted Budget	2022-23 Budget
▼ Revenues	\$ 220,125	\$ 229,925
► Charges for Services	191,200	196,000
► Fines and Forfeitures	25,500	30,500
► Miscellaneous	3,425	3,425
▼ Expenses	1,165,699	1,416,504
► Personnel Services	831,455	900,352
► Operating Expense	334,244	489,002
► Transfers	0	21,150
► Capital Outlay	0	6,000
Revenues Less Expenses	\$ -945,574	\$ -1,186,579

The Numbers Over Time – Revenues

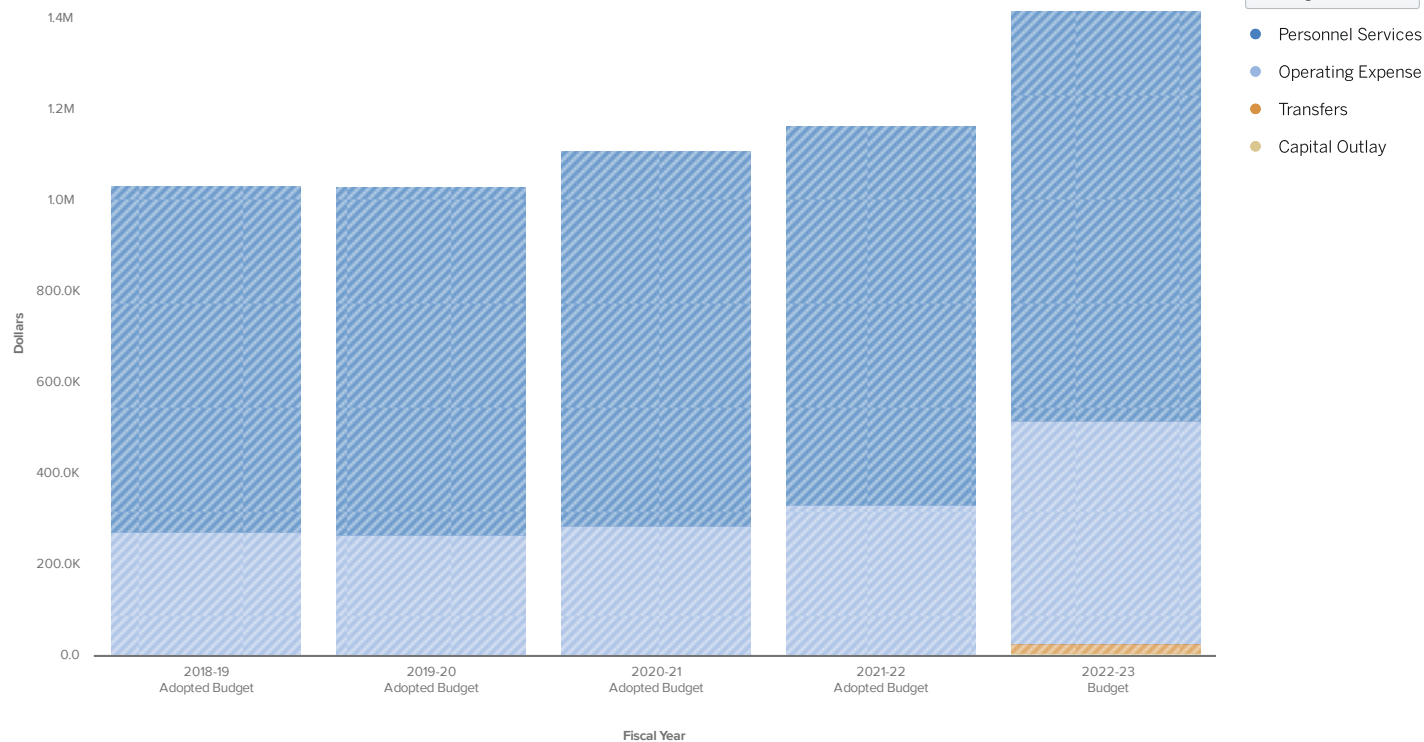
Visualization



Collapse All	2018-19 Adopted Budget	2019-20 Adopted Budget	2020-21 Adopted Budget	2021-22 Adopted Budget	2022-23 Budget
▼ Charges for Services	\$ 193,150	\$ 191,200	\$ 191,201	\$ 191,200	\$ 196,000
▶ Human Services	193,150	191,200	191,201	191,200	196,000
▼ Fines and Forfeitures	20,368	25,500	25,499	25,500	30,500
▶ Local Ordinance Violations	20,260	25,000	24,999	25,000	30,000
▶ Other	108	500	500	500	500
▼ Miscellaneous	1,950	3,425	3,424	3,425	3,425
▶ Donations-Private Sources	1,500	3,000	3,000	3,000	3,000
▶ Other Miscellaneous	325	300	299	300	300
▶ Interest and Other Earnings	125	125	125	125	125
Total	\$ 215,468	\$ 220,125	\$ 220,124	\$ 220,125	\$ 229,925

The Numbers Over Time –Expenditures

Visualization

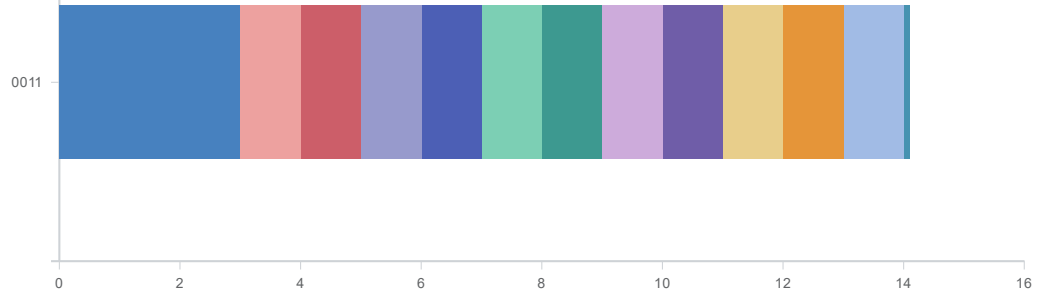


Collapse All	2018-19 Adopted Budget		2019-20 Adopted Budget		2020-21 Adopted Budget		2021-22 Adopted Budget		2022-23 Budget	
▼ Personnel Services	\$ 757,319		\$ 763,471		\$ 823,722		\$ 831,455		\$ 900,352	
▶ Salary and Wages	543,495		537,292		564,615		567,493		595,533	
▶ Benefits	213,824		226,179		259,107		263,962		304,819	
▼ Operating Expense	274,512		266,706		285,825		334,244		489,002	
▶ Operating Supplies	99,254		97,439		104,040		136,130		153,985	
▶ Other Services	85,125		75,125		75,124		75,126		75,150	
▶ Professional Services	23,174		31,340		37,336		43,366		47,400	
▶ Repair and Maintenance	5,690		5,970		11,370		11,370		134,900	
▶ Utility Services	26,807		23,858		23,854		23,858		31,800	
▶ Insurance	12,299		12,023		12,643		18,180		18,180	
▶ Other Current Charges	11,820		9,940		10,445		6,762		9,779	
▶ Training	1,425		1,000		996		8,425		4,500	
▶ Rentals and Leases	2,500		2,700		2,700		3,200		3,072	
▶ Freight and Postage Svcs	2,009		2,100		2,101		2,300		4,400	
▶ Office Supplies	2,500		2,500		2,499		2,500		2,500	
▶ Travel & Per Diem	1,400		1,400		1,404		1,404		1,400	
▶ Books/Memberships	330		791		791		1,101		1,336	
▶ Promotional Activities	0		450		450		450		450	
▶ Printing and Binding	179		70		72		72		150	
▶ Transfers	0		0		0		0		21,150	
▶ Capital Outlay	0		0		0		0		6,000	
Total	\$ 1,031,831		\$ 1,030,177		\$ 1,109,547		\$ 1,165,699		\$ 1,416,504	

Our People – FTE Count

Allocated FTE - Fund 0011-01421 Animal Svc

Data Updated 4 days ago



Allocated FTE - Fund 0011-01421 Animal Svc

Job Title	0011
Allocated FTE Count	
ADMINISTRATIVE ASSISTANT III	1.00
ANIMAL SERVICE COORDINATOR	1.00
ANIMAL SERVICE MANAGER	1.00
ANIMAL SERVICE VETERINARIAN	1.00
CUSTOMER SERVICE TECHNICIAN I	1.00
CUSTOMER SERVICE TECHNICIAN II	1.00
DIRECTOR OF COMMUNITY SERVICES	0.10
KENNEL WORKER	3.00
KENNEL WORKER/CUSTOMER SERVICE ASSISTANT	1.00
KENNEL WORKER/PROGRAM ASSISTANT	1.00
SENIOR KENNEL OFFICER	1.00
VETERINARY ASSISTANT	1.00
VETERINARY TECHNICIAN	1.00
ALLOCATED FTE COUNT	14.10

Key Projects

- Shelter expansion, renovation, and creation of an isolation ward. Capital improvement (C.I.P.) project 4-year plan starting FY23.
- Building security fencing FY23.
- Livestock stall repair/renovation/improvements FY23.
- Service area loop asphalt replacement C.I.P. FY24.



Fiscal Year 2022–2023 Annual Budget

UF/IFAS County Extension



What We Do

The University of Florida's Institute of Food and Agricultural Sciences (UF/IFAS) Extension Hernando County is a federal, state, and county partnership dedicated to developing knowledge in agriculture, human and natural resources, and the life sciences and to making that knowledge accessible to sustain and enhance the quality of human life.

There are Extension offices in all 67 counties of Florida. Here at UF/IFAS Extension Hernando County, we have five faculty members (or agents), two multi-county faculty, and two support staff. Each faculty member specializes in a different program area, suited for their clientele within Hernando. Faculty specialize in 4-H Youth Development, financial management, residential horticulture, commercial horticulture, marine science, natural resources, agriculture, urban pest management, livestock, and sustainable agriculture and food systems.

It is estimated that for every \$1 invested in agricultural research and Extension, there is a return of \$20 to the community (Alston, Anderson et. al. 2010).

In addition, Hernando County has available to them University of Florida research specialists and the latest scientific publications, as a result of having a UF/IFAS Extension service the county.

UF/IFAS Extension Faculty and Staff

Jim E. Davis – Multi-County Extension Director, Sumter and Hernando Counties – Agriculture/Natural Resources/Urban Pest Management

Dr. Nancy Moores – 4-H Youth and Development

Brittany Scharf – Marine Science/Sea Grant

Dr. Bill Lester – Residential Horticulture/Commercial Horticulture/Master Gardener Coordinator

Scott Taylor – Family and Consumer Sciences/Financial Management

Matt Smith – Multi-County Sustainable Ag and Food Systems– Sumter (100% funded), Pasco, Hernando

Laura Bennett – Multi-County Livestock – Pasco (100% funded), Sumter, Hernando

Goals

- Apply for more grants to support new programming benefiting Hernando County.
- Provide more opportunities for Hernando County through UF Engagement and develop more strategic partnerships.
- Provide continuing education units and pesticide license to Hernando County for pest management professionals.
- Introduce new technology to Hernando County for collaborative research and education.
- Introduce more opportunities for underserved communities.



Accomplishments

1. Environmental Lands Management Program and Tour

Program was designed for property managers who currently provide grazing leases on public lands or who would like to learn more about the benefits.

Topics covered included natural resources management, soil testing and soil health, grazing land management, cattle body condition scoring, and weed management.

18 Participants in the program represented land managers who oversee more than 975,331 acres of land throughout the state of Florida.

Surveys of the participants showed:

94% stated they feel they were more equipped in their land management role

89% stated they had a more positive view of cattle grazing leases as a tool for land management.

2. The Soil School 2022 seminar was developed to educate pasture managers on soil testing, pH, soil types, fertilizer application, and soil nutrients. Overall knowledge gain was 91%. Total number of acres managed by attendees was 1,176 with 655 cattle. All attendees indicated they would implement at least one best management practice with most listing soil testing as a practice they would adopt. Eighty-three percent of the group anticipated an increase in economic profitability with the average expected increase being 14%.

3. For 2020-2021, despite restrictions, school limitations, and canceled events, Hernando County 4-H reached 1,677 unduplicated youth.

1,477 of those youth were taught skills related to Workplace Preparation

1,299 youth were introduced to the importance of Citizenship - Community Service 1,191 of them were impacted by education related to Communication 1,008 of these young people were given Money Management tips and tools. 4-H volunteer hours = 18,889 resulting in an economic benefit of \$497,158.48.

Point of Care Intervention to Address Financial Toxicity in Oncology Patients grant member, awarded >\$3350 for educational enrichment for county programming.

4. As one of six Accredited Financial Counselors selected for this joint UF/IFAS and UFHealth project, we will be providing financial coaching to patients as they go from diagnosis to treatment. The scope is to determine what affect financial hardship has on efficacy of cancer treatments.

5. Providing financial coaching to individuals requesting assistance through United Way with the Florida Master Money Mentor program (ongoing program that has been in place since 2010).

6. To enhance the depleted recreational scallop fishery within Hernando County's state waters.

Key Project to Obtain Goal: Scallop Sitter Citizen Science

Accomplishments:

- 41 volunteers completed training workshops where they learned how to use scientific equipment and properly record/report data. Pre- and post- tests showed 88% knowledge gain from the workshops.
- 70 underwater surveys were completed. Data was submitted to state managing agency.
- 1,400 wild-caught scallops were anchored in predator exclusions cages during spawning season. Cages were cared for on a monthly basis.
- Surveys showed that Hernando had highest scallop abundance recorded in nine years prior to the opening of the 2021 recreational bay scallop season.
- Volunteers dedicated 520 hours to the project (value of \$12, 501).
- Additional \$2,000 of in-kind contributions towards the project.
- Economic study showed that recreational scalloping has \$1.1 million dollar impact and supports at least 18 jobs during the season (<https://edis.ifas.ufl.edu/publication/SG161>).

7. To obtain baseline data for proper management of Florida's horseshoe crab population.

Key Project to Obtain Goal: Florida Horseshoe Crab Watch Program Adventure Coast Chapter.

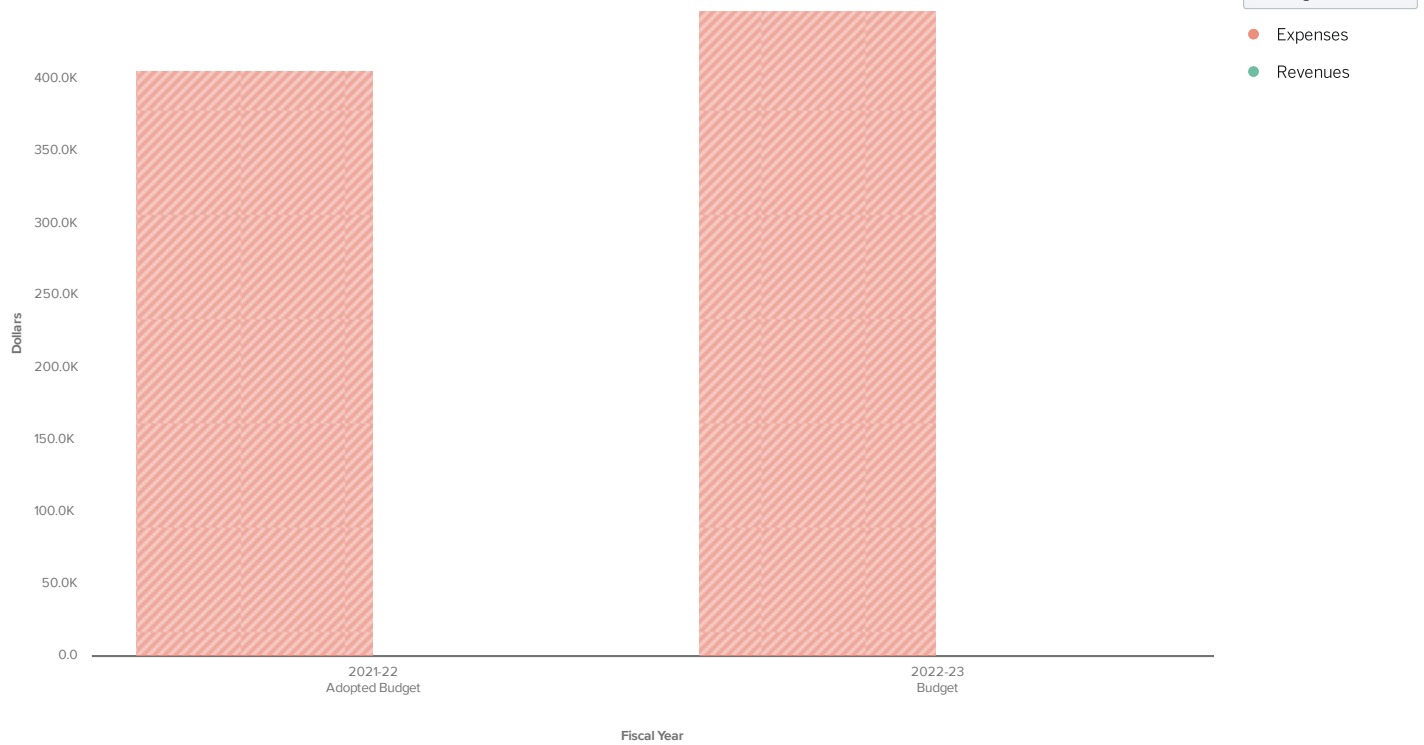
Accomplishments for the 2022 Spring Sampling Season:

- 12 volunteers completed a training workshop where they learned how to use scientific equipment and properly record/report data. Skill demonstrations indicated knowledge gain.
- 12 volunteers completed 14 beach surveys. During the surveys, 159 horseshoe crabs were examined, tagged, and released.
- Volunteers dedicated 133 hours (value of \$3,501) and drove 1,516 miles in personal vehicles (value \$887).
- Data submitted to state management agency.



UF/IFAS County Extension Revenue vs Expenditure

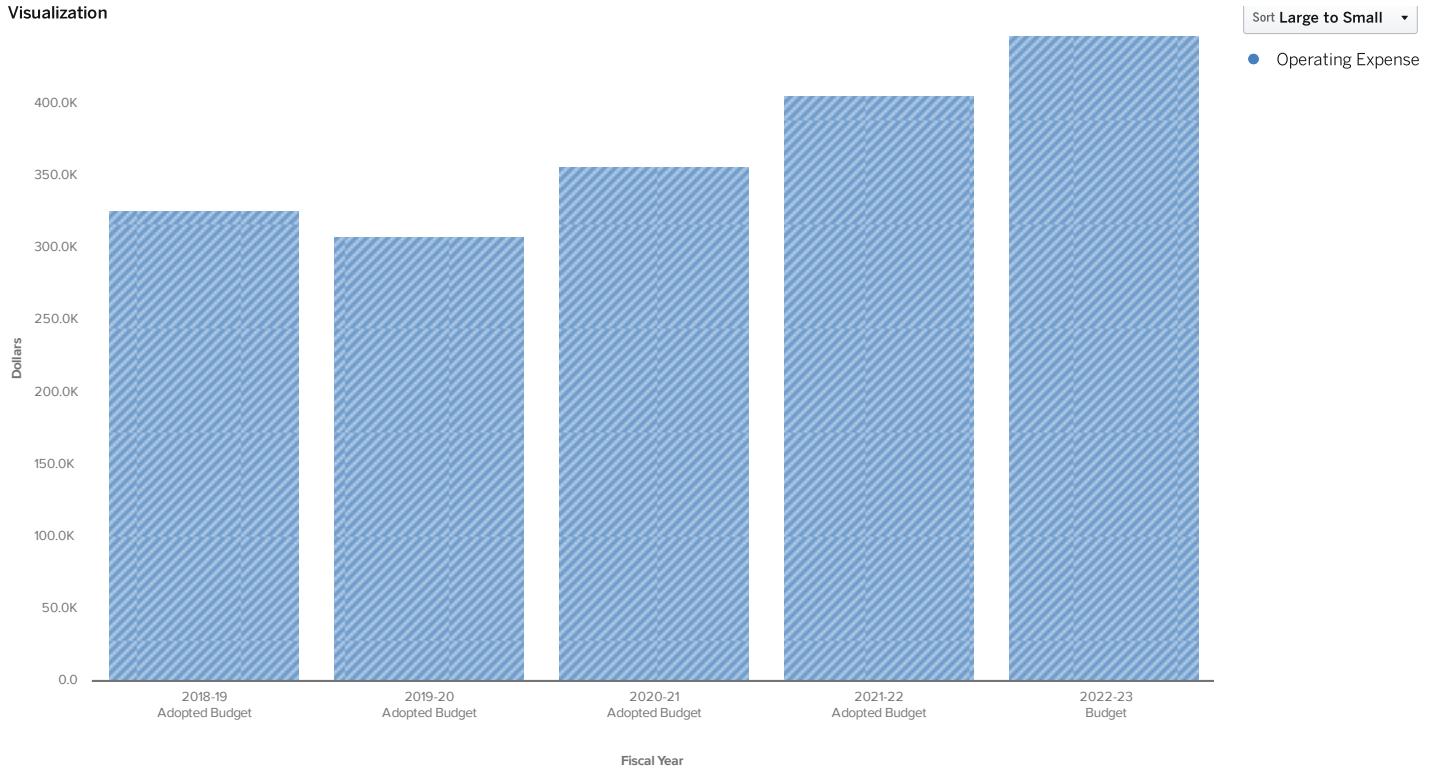
Visualization



Expand All	2021-22 Adopted Budget	2022-23 Budget
Revenues	\$ 0	\$ 0
Expenses	405,635	446,931
Operating Expense	405,635	446,931
Revenues Less Expenses	\$ -405,635	\$ -446,931

The Numbers Over Time –Expenditures

Visualization



Collapse All	2018-19 Adopted Budget	2019-20 Adopted Budget	2020-21 Adopted Budget	2021-22 Adopted Budget	2022-23 Budget
▼ Operating Expense	\$ 325,985	\$ 307,584	\$ 356,951	\$ 405,635	\$ 446,931
▶ Other Services	279,190	281,625	330,227	378,284	419,152
▶ Rentals and Leases	33,740	8,884	9,512	9,600	9,700
▶ Utility Services	0	8,500	8,499	9,000	9,500
▶ Professional Services	6,597	1,620	1,742	1,740	1,800
▶ Other Current Charges	2,578	2,661	2,661	2,661	2,661
▶ Operating Supplies	1,000	1,250	1,250	1,250	1,200
▶ Office Supplies	1,000	1,200	1,200	1,200	1,200
▶ Travel & Per Diem	0	1,000	996	1,000	1,000
▶ Books/Memberships	480	494	514	550	550
▶ Freight and Postage Svcs	300	300	300	300	150
▶ Training	1,000	0	0	0	0
▶ Insurance	100	50	50	50	18
Total	\$ 325,985	\$ 307,584	\$ 356,951	\$ 405,635	\$ 446,931

Projects

Financial Management faculty conducting economic impact analysis study in partnership with Timber Pines.
 Working with the community of Wellington to reduce water use and encourage Florida-Friendly Landscaping™.
 Offer more activities for homeschool children.
 Offering citizen science projects for the community to assist in UF research.
 Provide drone certification(s) to citizens .



Fiscal Year 2022-2023 Annual Budget

Veterans Services



What We Do

Hernando County Department of Veteran Services is a county agency created to assist all former, present, and future members of the Armed Forces of the United States and their dependents in preparing claims for and securing compensation, hospitalization, vocational training and other benefits or privileges to which they may be entitled under any federal or state law or regulation by reason of their service in the Armed Forces of the United States.



Services Available:

Assistance with how to get:

- Burial/SBP/Insurance
- Champ VA
- VA Claims
- VA Home Loans Certificates
- Discharge Upgrades
- Florida ID Card
- Disabled Veterans License Plate
- Homestead Tax Exemption
- Transportation to Tampa VA Hospital for medical appointments only: Trans-Hernando 352-799-1510

Requests for:

- Presentations
- Outreach – including Nursing Homes and Assisted Living Facilities.

Claims for:

- Adaptive equipment/housing/grants
- Appeals
- Automobile grants
- Burial
- Clothing Allowance
- Compensation Claims
- Education
- Pension (War Time Veterans)
- VA Medical Care
- Vocational Rehabilitation
- Survivors Benefits Widows Pension

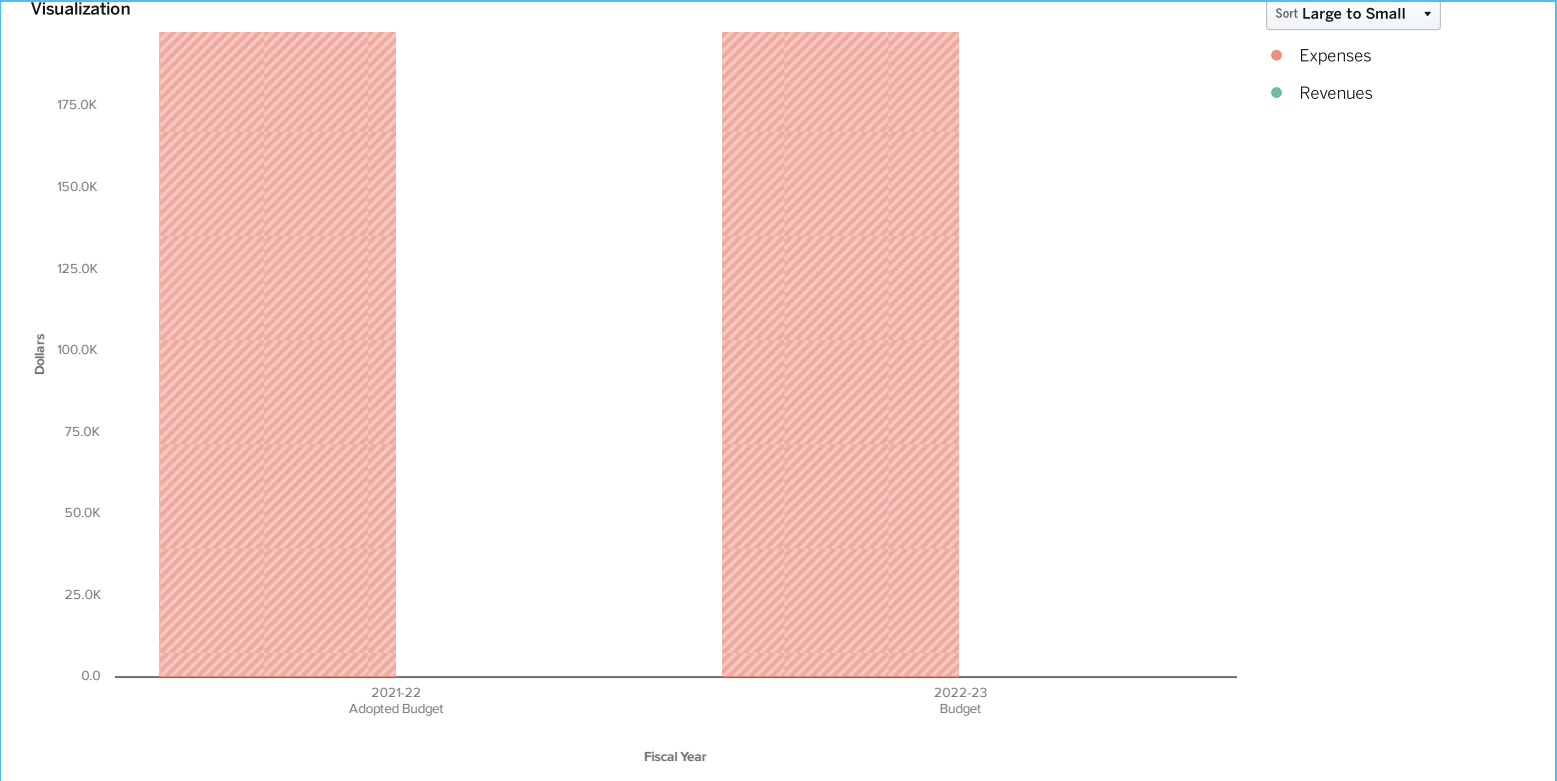
Accomplishments

Assisted a total of 3,453 Veterans for the fiscal year of 2021, including remaining open during COVID 19 to ensure that Veteran's, and their dependents, were still able to utilize our services and get the benefits that they have earned through service.

Goals

Continue to provide excellent service to the Veterans of Hernando County, and to reach out to Veterans to provide updated information as it becomes available from the VA. Continue to work with various Veteran entities throughout the county to keep them informed in order to better serve the Veterans in the county.

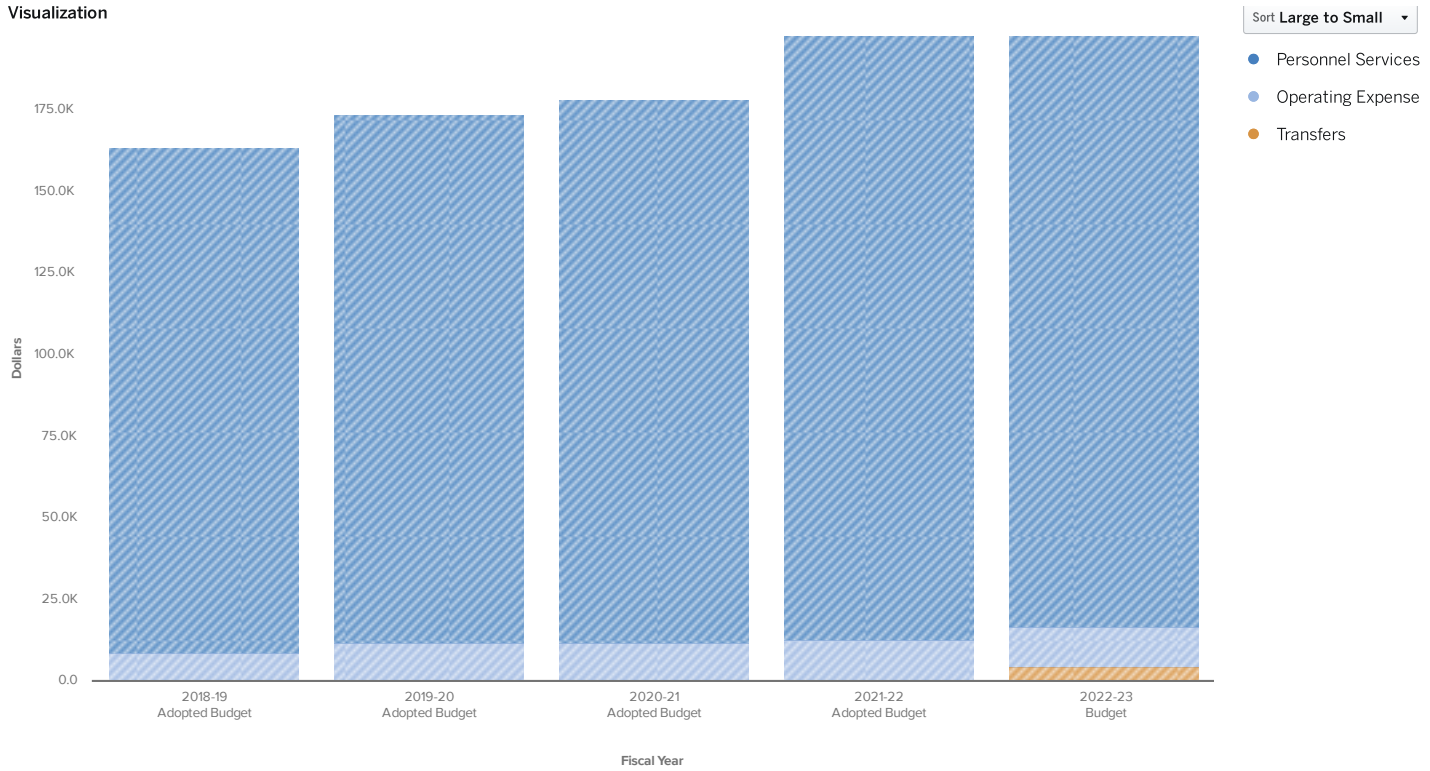
Veterans Services Revenue vs Expenditure



Collapse All	2021-22 Adopted Budget	2022-23 Budget
Revenues	\$ 0	\$ 0
Expenses	197,700	197,588
Personnel Services	185,044	181,023
Operating Expense	12,656	12,050
Transfers	0	4,515
Revenues Less Expenses	\$ -197,700	\$ -197,588

The Numbers Over Time –Expenditures

Visualization

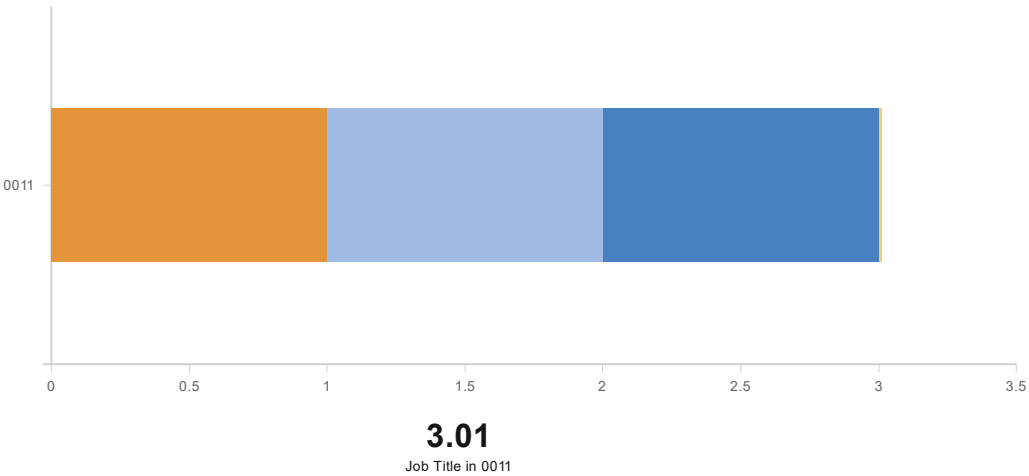


Collapse All	2018-19 Adopted Budget	2019-20 Adopted Budget	2020-21 Adopted Budget	2021-22 Adopted Budget	2022-23 Budget
▼ Personnel Services	\$ 154,995	\$ 162,074	\$ 166,325	\$ 185,044	\$ 181,023
▶ Salary and Wages	107,143	112,784	117,744	124,017	128,808
▶ Benefits	47,852	49,290	48,581	61,027	52,216
▼ Operating Expense	8,520	11,837	11,840	12,656	12,050
▶ Rentals and Leases	7,500	7,320	7,320	7,639	8,200
▶ Travel & Per Diem	0	1,300	1,300	1,300	1,300
▶ Other Current Charges	0	1,447	1,447	1,447	0
▶ Other Services	0	750	750	900	900
▶ Office Supplies	400	450	450	600	900
▶ Training	320	320	320	320	320
▶ Freight and Postage Svcs	200	150	149	150	150
▶ Operating Supplies	0	0	0	200	200
▶ Books/Memberships	80	80	80	80	80
▶ Insurance	20	20	24	20	0
▶ Transfers	0	0	0	0	4,515
Total	\$ 163,515	\$ 173,911	\$ 178,165	\$ 197,700	\$ 197,588

Our People – FTE Count

Allocated FTE - Fund
0011-01801 Veterans
Services

Data Updated 4 days ago



Allocated FTE - Fund 0011-01801 Veterans Services

Job Title	0011
Allocated FTE Count	
ADMINISTRATIVE ASSISTANT II	1.00
DIRECTOR OF COMMUNITY SERVICES	0.01
VETERAN SERVICES MANAGER	1.00
VETERAN SERVICES OFFICER	1.00
ALLOCATED FTE COUNT	3.01



Fiscal Year 2022-2023 Annual Budget

Economic Development



What We Do

Improve the local economy through recruitment, retention, and expansion of targeted industries. Foster an environment where they can prosper to create meaningful jobs and investment in the County. This will be accomplished in a manner which does not degrade our high quality of life or community standards.



Accomplishments

Project Management

Manage projects from inquiry to relocation or expansion; provide assistance with site selection, workforce retention, education, training programs and incentive inquiries.

EDII Program (Economic Development Investment Incentive)

Received approval from the Board of County Commissioners to implement a new incentive program providing for grant awards for new or expanding businesses in targeted industries

EPIC Program (Expedited Permitting, Inspections & Certification)

Administration of EPIC Program which provides a single contact among all County government departments, ensuring project speed to market.

Goals

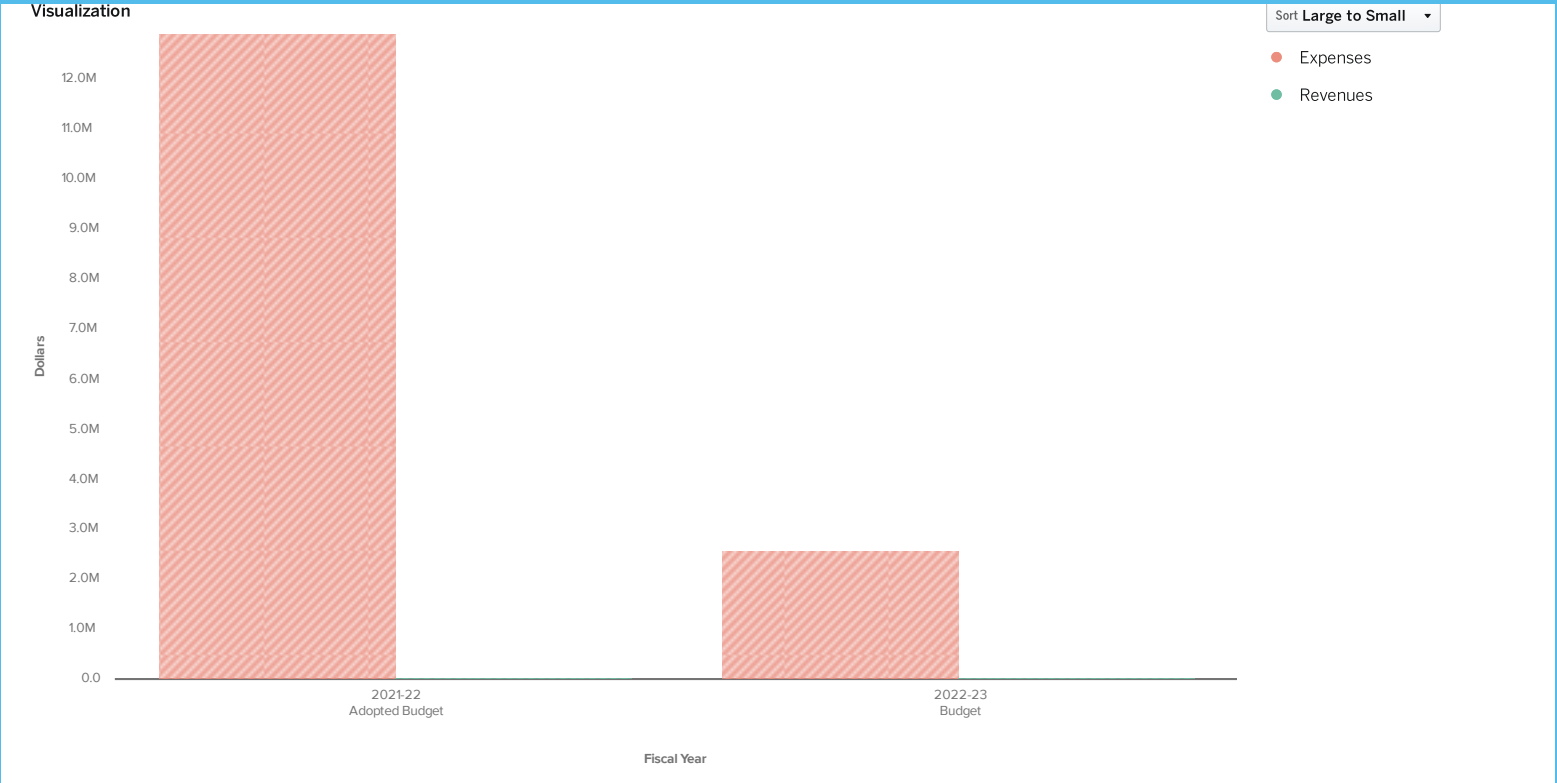
Entrepreneurship and Small Business Support

Support the following efforts to encourage and enhance entrepreneurship and business group in our community.

- Innovation Collective
- Small Business Development Center Partnership
- Brooksville Main Street Partnership



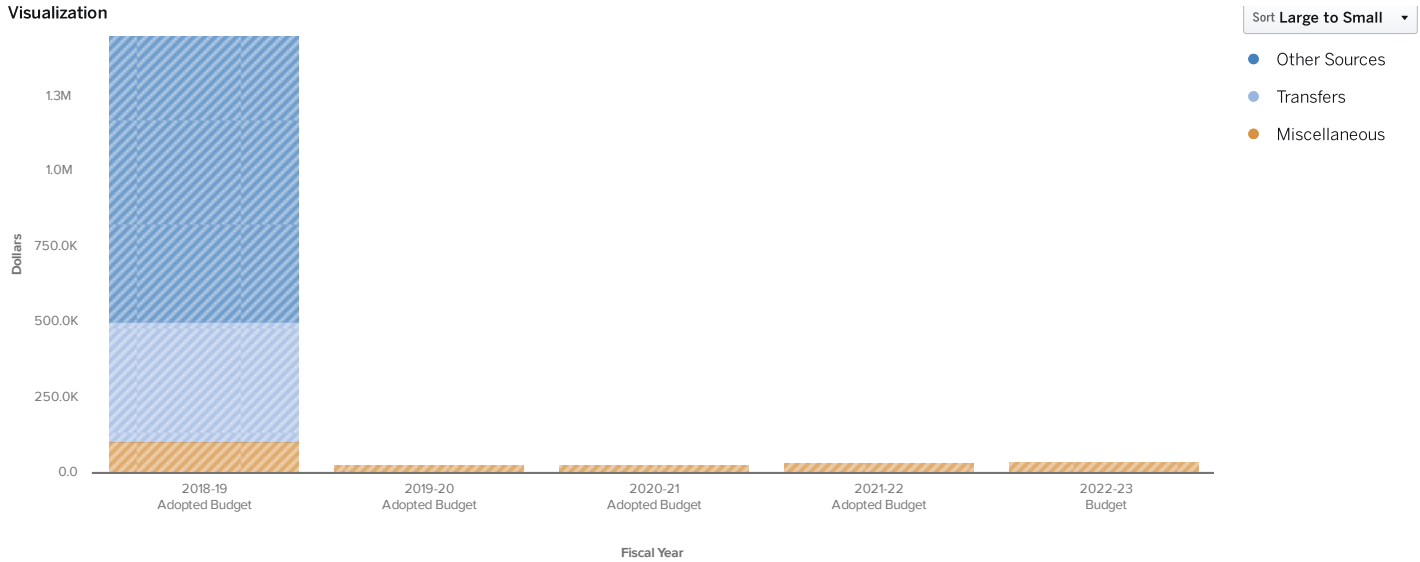
Economic Development Revenue vs Expenditure



Collapse All	2021-22 Adopted Budget	2022-23 Budget
Revenues	\$ 36,190	\$ 36,256
Miscellaneous	36,190	36,256
Expenses	12,895,123	2,575,988
Grants & Aid	10,629,413	225,800
Budget Reserves	1,975,000	1,975,000
Operating Expense	176,990	177,632
Personnel Services	113,720	194,556
Transfers	0	3,000
Revenues Less Expenses	\$ -12,858,933	\$ -2,539,732

The Numbers Over Time – Revenues

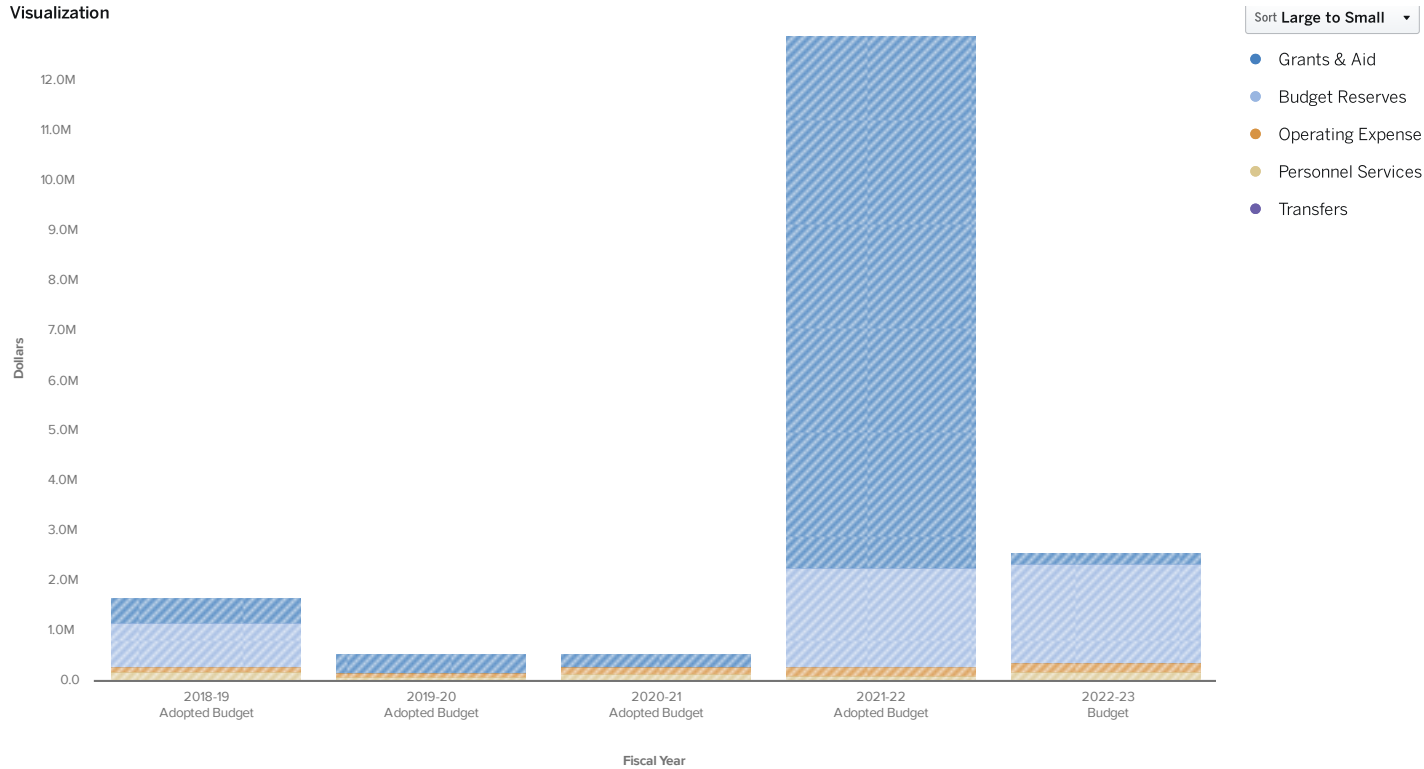
Visualization



Collapse All	2018-19 Adopted Budget	2019-20 Adopted Budget	2020-21 Adopted Budget	2021-22 Adopted Budget	2022-23 Budget
▼ Other Sources	\$ 947,052	\$ 0	\$ 0	\$ 0	\$ 0
▶ Balance Forward Cash	947,052	0	0	0	0
▼ Transfers	400,000	0	0	0	0
▶ Transfers - Between Funds	400,000	0	0	0	0
▼ Miscellaneous	103,100	26,050	26,101	36,190	36,256
▶ Rents and Royalties	89,860	26,050	26,101	26,190	26,256
▶ Donations-Private Sources	0	0	0	10,000	10,000
▶ Other Miscellaneous	13,240	0	0	0	0
Total	\$ 1,450,152	\$ 26,050	\$ 26,101	\$ 36,190	\$ 36,256

The Numbers Over Time –Expenditures

Visualization



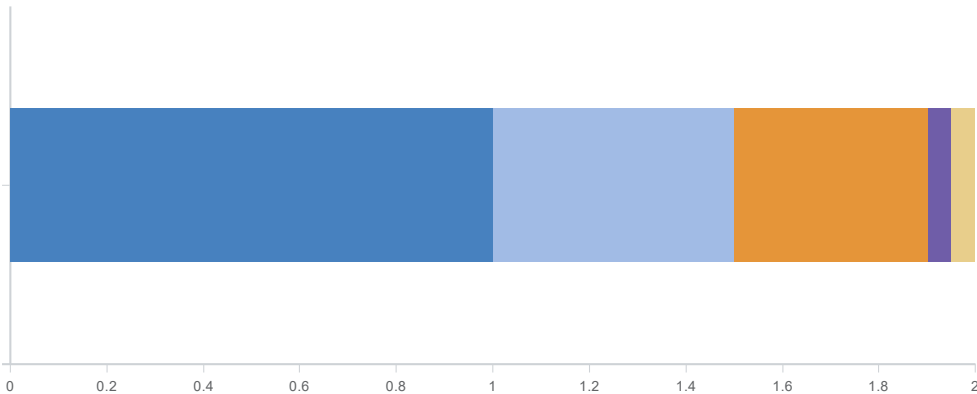
Collapse All	2018-19 Adopted Budget	2019-20 Adopted Budget	2020-21 Adopted Budget	2021-22 Adopted Budget	2022-23 Budget
▼ Grants & Aid	\$ 498,820	\$ 380,200	\$ 250,200	\$ 10,629,413	\$ 225,800
▶ Other Grants and Aids	498,820	380,200	250,200	10,629,413	225,800
▼ Budget Reserves	861,447	0	0	1,975,000	1,975,000
▶ Reserves	861,447	0	0	1,975,000	1,975,000
▼ Operating Expense	103,664	96,619	155,475	176,990	177,632
▶ Promotional Activities	52,000	47,860	47,699	58,100	63,400
▶ Other Services	15,000	15,450	75,050	70,450	66,223
▶ Travel & Per Diem	11,500	14,500	16,998	22,600	27,540
▶ Other Current Charges	5,909	5,884	5,999	6,995	7,715
▶ Books/Memberships	5,845	5,900	1,100	2,035	2,310
▶ Operating Supplies	1,000	1,000	999	5,895	3,599
▶ Training	595	595	2,400	4,480	2,585
▶ Insurance	2,530	2,530	2,530	2,800	0
▶ Printing and Binding	500	1,500	1,500	1,500	1,500
▶ Rentals and Leases	5,385	0	0	0	0
▶ Office Supplies	900	900	700	900	1,200
▶ Freight and Postage Svcs	500	500	500	1,200	1,200
▶ Repair and Maintenance	2,000	0	0	0	0
▶ Professional Services	0	0	0	35	360
▼ Personnel Services	189,721	73,588	137,605	113,720	194,556
▶ Salary and Wages	137,999	58,874	87,445	78,370	133,153
▶ Benefits	51,722	14,714	50,160	35,350	61,403
▶ Transfers	0	0	0	0	3,000
Total	\$ 1,653,652	\$ 550,407	\$ 543,280	\$ 12,895,123	\$ 2,575,988

Our People – FTE Count

Allocated FTE - Economic Development Dept

Data Updated 4 days ago

Economic Develo...



2

Job Title in Economic Develo...

Allocated FTE - Economic Development Dept

Job Title	Economic Development
Allocated FTE Count	
ADMINISTRATIVE ASSISTANT II	0.05
ADMINISTRATIVE ASSISTANT III	0.05
BUSINESS RETENTION MANAGER	1.00
ECONOMIC DEVELOPMENT DIRECTOR	0.40
MARKETING COORDINATOR	0.50
ALLOCATED FTE COUNT	2.00



Fiscal Year 2022–2023 Annual Budget

Airport



What We Do

Brooksville–Tampa Bay Regional Airport & Technology Center (BKV), is a general aviation facility and technology center encompassing 2,400 acres that is owned by the Hernando County Board of County Commissioners. The BKV team guides this award-winning airport with professional integrity and a focus on service, safety, and economic development. Airport tenants and the Hernando County community gain cost-effective and high-quality general aviation and business facilities through BKV land leasing services while improving Hernando County's economy.



Accomplishments

Telcom and Technology Drive Extension

- Two new roadways extended for access to west side runway-access land for development.

Runway 9-27 Rehabilitation and Resurfacing Runway

- 9-27 Rehabilitation Project will transform the 7,000ft x 150ft primary runway from concrete to asphalt. Upon completion, BKV's primary runway will be positioned for a 1,000ft extension.

East Side Corporate Hangar Development, Phase 1

- Land clearing and roadway extension followed by construction of Hangar 1 of 3.



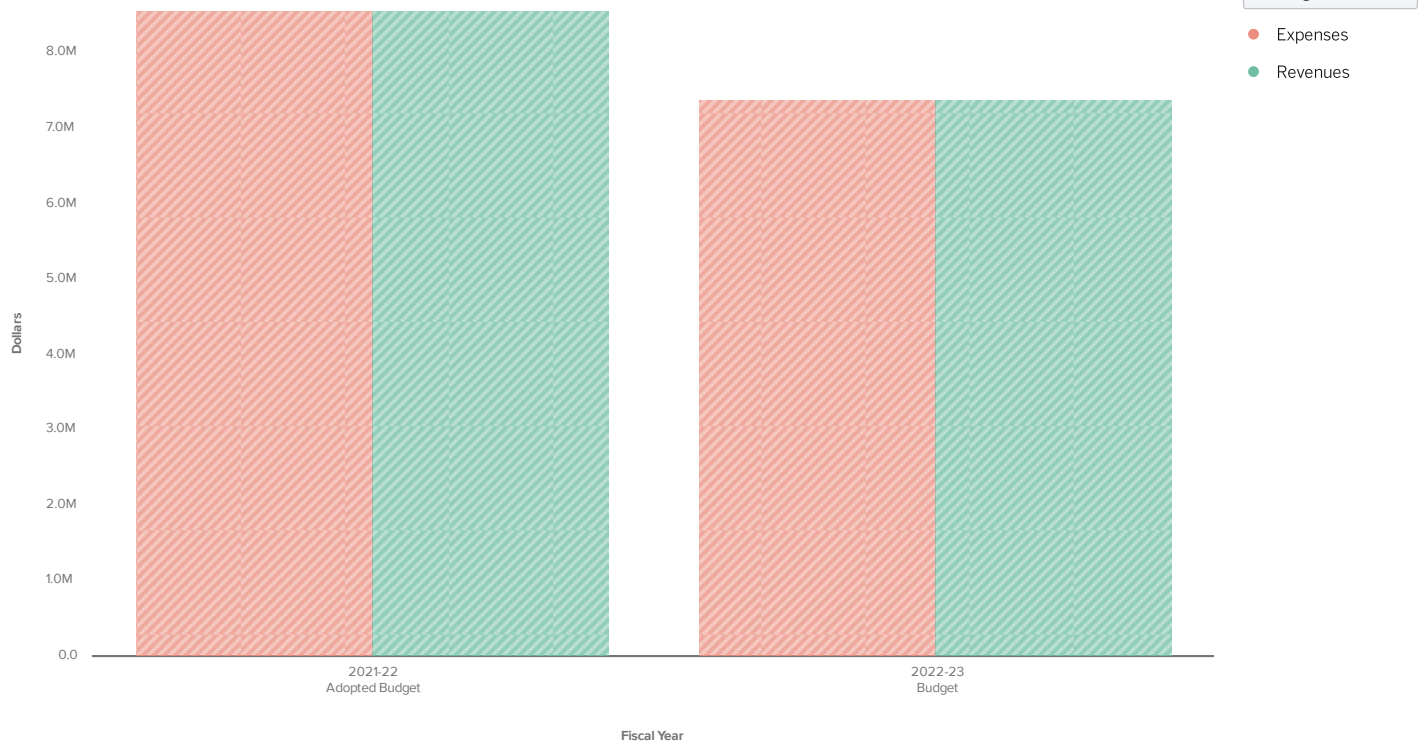
Goals

Our goal is to continue to provide the highest value of services to aeronautical as well as non-aeronautical businesses. Future projects include preparing an extensive stormwater management plan for the entire airport; upgrading airfield access and security controls; improving Flight Path Drive drainage; shifting runway 3/21 southward by 800 feet; extending the current 7,000 foot runway to 8,000 feet; constructing additional t-hangars.



Airport Revenue vs Expense

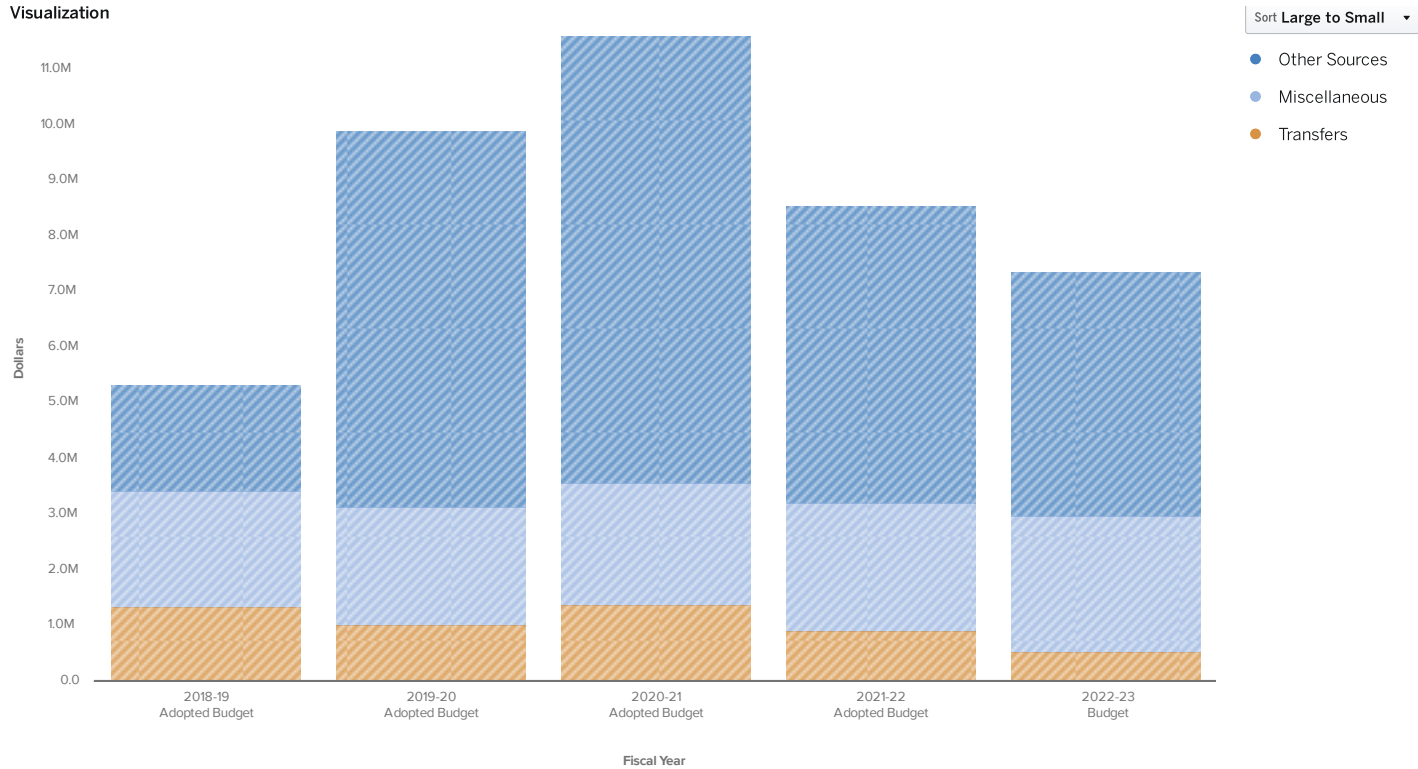
Visualization



Collapse All	2021-22 Adopted Budget	2022-23 Budget
▼ Revenues	\$ 8,541,984	\$ 7,364,312
▶ Other Sources	5,322,189	4,398,127
▶ Miscellaneous	2,299,040	2,452,226
▶ Transfers	920,755	513,959
▼ Expenses	8,541,984	7,364,312
▶ Capital Outlay	5,134,544	2,675,857
▶ Budget Reserves	540,000	2,087,951
▶ Operating Expense	1,237,094	1,145,331
▶ Personnel Services	655,978	700,372
▶ Transfers	745,227	525,659
▶ Debt Service	229,141	229,142
Revenues Less Expenses	\$ 0	\$ 0

The Numbers Over Time – Revenues

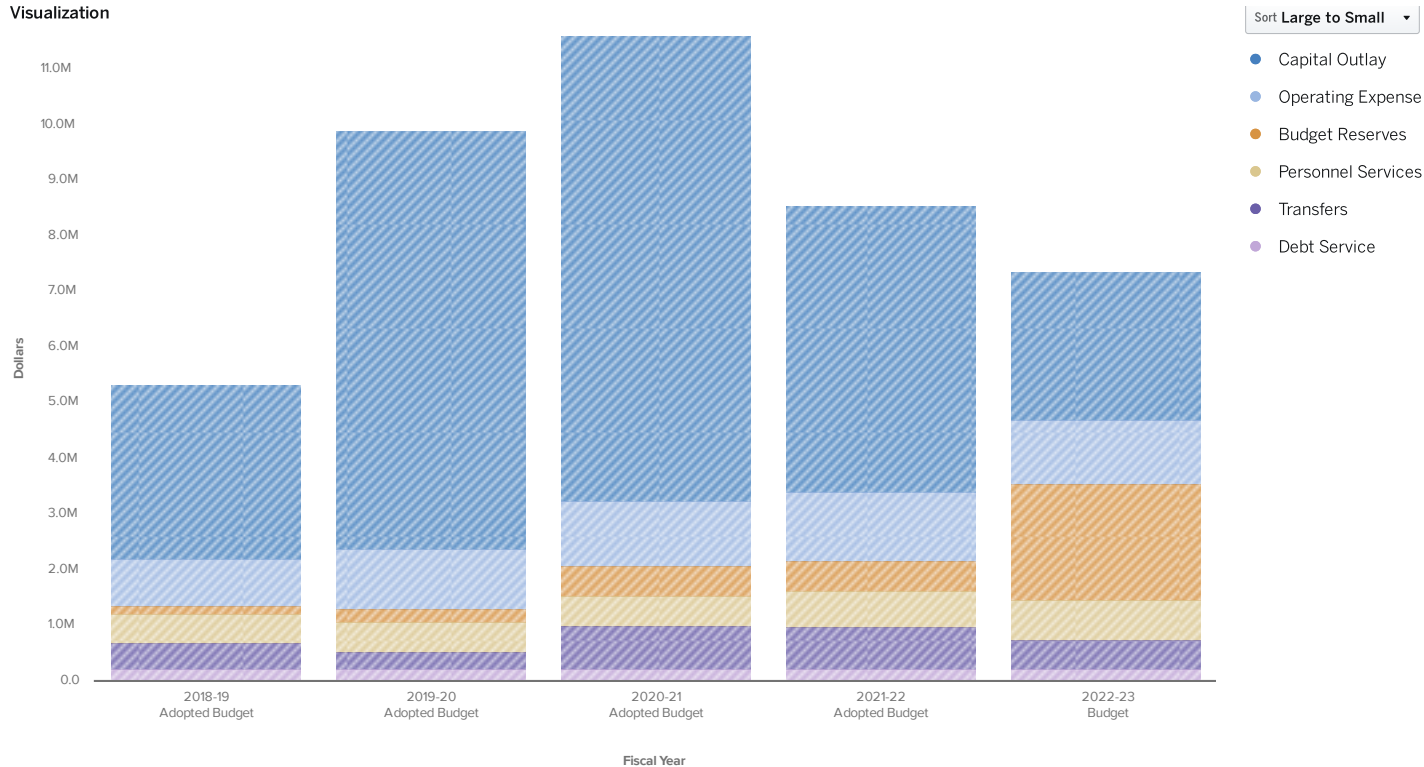
Visualization



Expand All	2018-19 Adopted Budget	2019-20 Adopted Budget	2020-21 Adopted Budget	2021-22 Adopted Budget	2022-23 Budget
► Other Sources	\$ 1,923,051	\$ 6,745,927	\$ 8,019,116	\$ 5,322,189	\$ 4,398,127
► Miscellaneous	2,054,870	2,128,148	2,184,374	2,299,040	2,452,226
► Transfers	1,354,092	1,007,603	1,377,598	920,755	513,959
Total	\$ 5,332,013	\$ 9,881,678	\$ 11,581,088	\$ 8,541,984	\$ 7,364,312

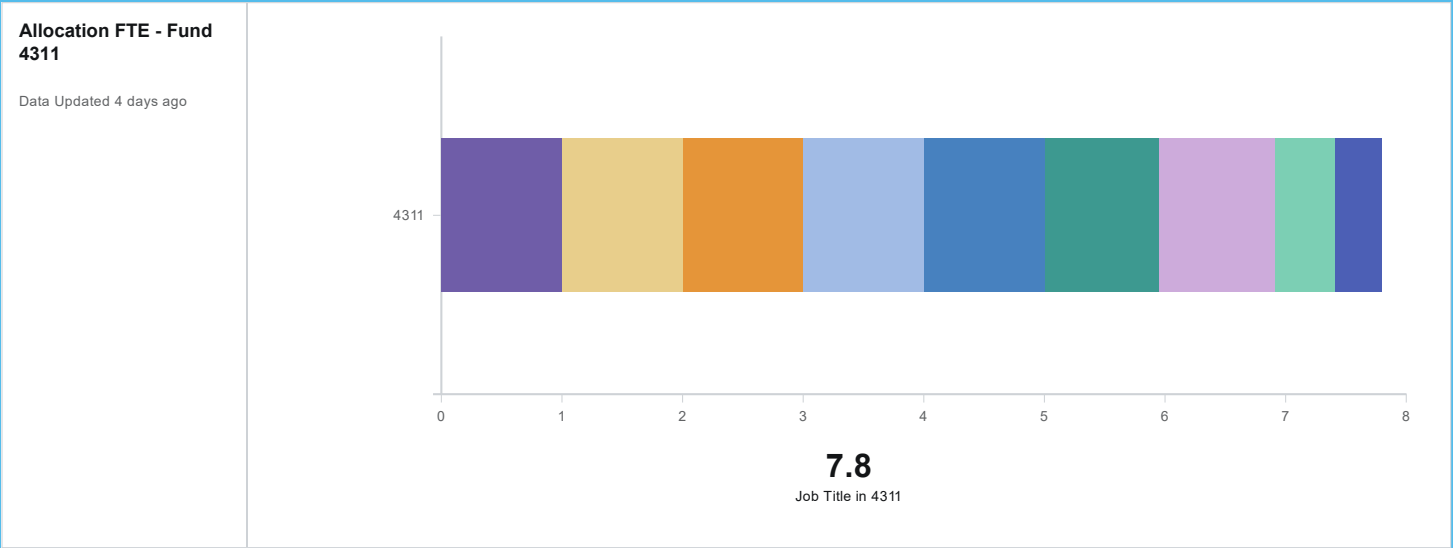
The Numbers Over Time – Expenses

Visualization



Collapse All	2018-19 Adopted Budget	2019-20 Adopted Budget	2020-21 Adopted Budget	2021-22 Adopted Budget	2022-23 Budget
▼ Capital Outlay	\$ 3,125,174	\$ 7,500,957	\$ 8,337,978	\$ 5,134,544	\$ 2,675,857
► Construction in Progress	2,963,873	7,472,957	8,337,978	5,134,544	2,399,903
► Machinery and Equipment	161,301	28,000	0	0	123,000
► Infrastructure	0	0	0	0	152,954
▼ Operating Expense	840,397	1,076,467	1,171,420	1,237,094	1,145,331
► Repair and Maintenance	156,685	358,685	213,888	457,138	401,650
► Other Current Charges	259,961	266,523	185,303	250,110	273,846
► Professional Services	109,280	110,620	434,158	107,860	97,630
► Insurance	102,326	102,326	102,326	131,537	150,785
► Other Services	56,620	63,188	69,201	77,317	37,435
► Operating Supplies	37,500	51,475	41,201	50,240	64,670
► Utility Services	47,000	51,500	51,993	42,242	43,050
► Promotional Activities	25,000	25,000	25,696	60,000	21,100
► Training	21,500	21,500	21,504	28,500	26,275
► Travel & Per Diem	9,200	9,200	9,201	14,200	7,785
► Books/Memberships	5,825	7,700	8,200	8,200	11,605
► Rentals and Leases	5,000	4,750	4,750	4,750	5,000
► Office Supplies	3,000	2,500	2,500	2,500	2,500
► Freight and Postage Svcs	1,000	1,000	1,000	1,000	1,000
► Printing and Binding	500	500	499	1,500	1,000
▼ Budget Reserves	159,978	238,461	536,299	540,000	2,087,951
► Reserves	159,978	238,461	536,299	540,000	2,087,951
▼ Personnel Services	507,074	544,429	545,988	655,978	700,372
► Salary and Wages	349,935	375,529	379,689	436,043	472,327
► Benefits	157,139	168,900	166,299	219,935	228,046
▼ Transfers	470,249	292,223	760,261	745,227	525,659
► Transfers - Same Fund	461,929	282,603	752,591	735,637	513,959
► Transfers - Between Funds	8,320	9,620	7,670	9,590	11,700
▼ Debt Service	229,141	229,141	229,142	229,141	229,142
► Principal	175,069	181,931	189,063	196,474	204,176
► Interest	54,072	47,210	40,079	32,667	24,966
Total	\$ 5,332,013	\$ 9,881,678	\$ 11,581,088	\$ 8,541,984	\$ 7,364,312

Our People – FTE



Allocation FTE - Fund 4311	
Job Title	4311
Allocated FTE Count	
ADMINISTRATIVE ASSISTANT II	0.95
ADMINISTRATIVE ASSISTANT III	0.95
AIRPORT GROUND WORKER I	1.00
AIRPORT MANAGER	1.00
ECONOMIC DEVELOPMENT DIRECTOR	0.40
MAINTENANCE TECHNICIAN II	1.00
MARKETING COORDINATOR	0.50
OPERATIONS ASSISTANT	1.00
SENIOR PROJECT MANAGER	1.00
ALLOCATED FTE COUNT	7.80



Fiscal Year 2022–2023 Annual Budget

Tourism



What We Do

The Hernando County Tourist Development Department and Tourist Development Council will identify, create, support, and enhance activities, consistent with community assets that increase visitation and provide local economic impact.

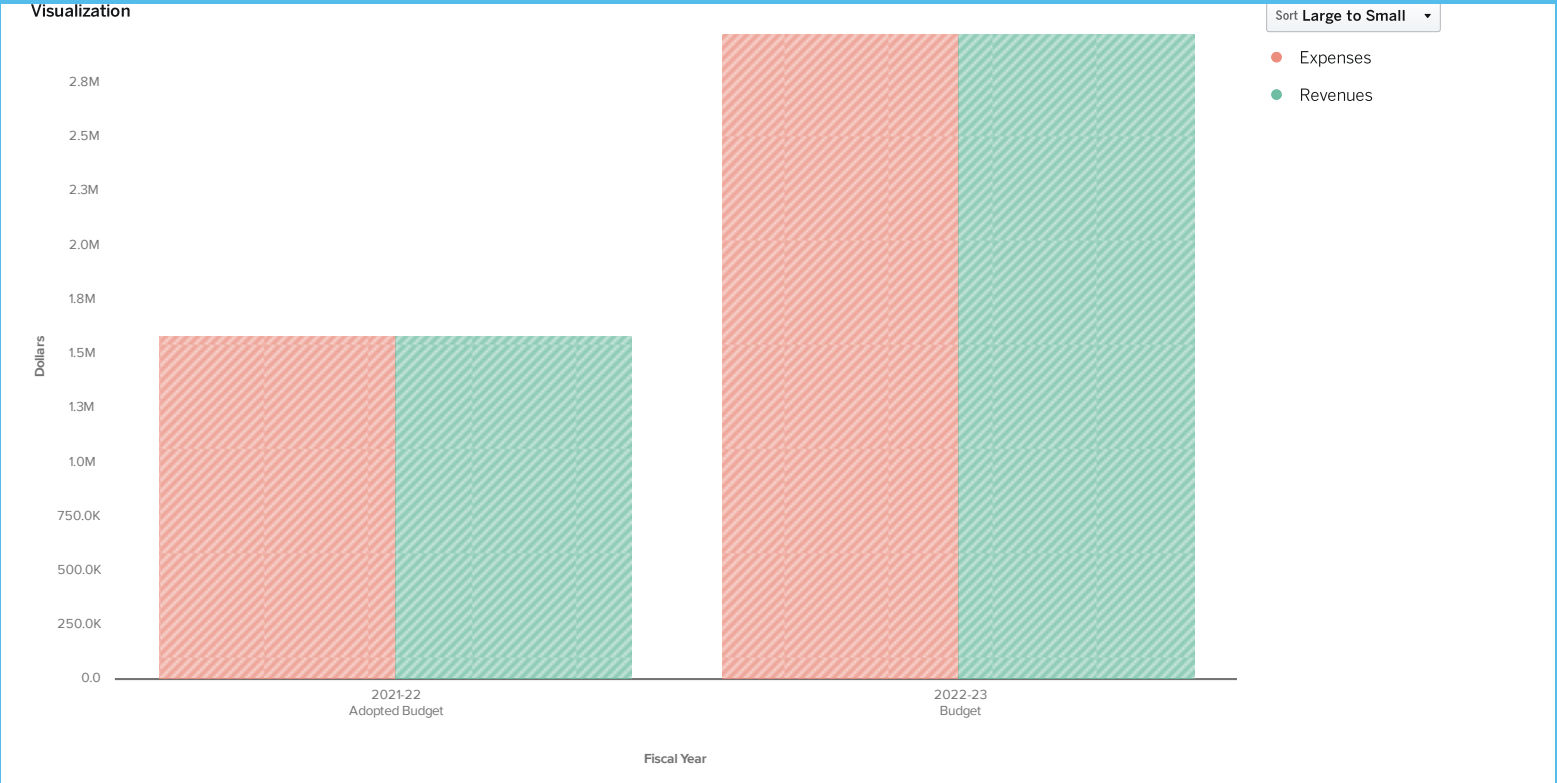


Accomplishments

- We hosted six morning show programs including FOX 13 – Good Day Tampa Bay, FOX 35 Morning Show, ABC Action News Morning Show, and CBS Brightside; featured Lead Foot City, Njoy Spirits, May–Stringer Museum, Bread Box Bakery, Mallie Kyla's, Florida Cracker Kitchen, Richloam General Store, Sparacia Winery, and Live Oak Theatre. John Athanason was also interviewed for the fishing show “Upstream” with Elizabeth Cook and Mick Foley
- Website Visitors to FloridasAdventureCoast.com were 185,723, with 621,207 page views
- Our Facebook page reached 496,890; an increase of +92.7%, with 70,583 video views



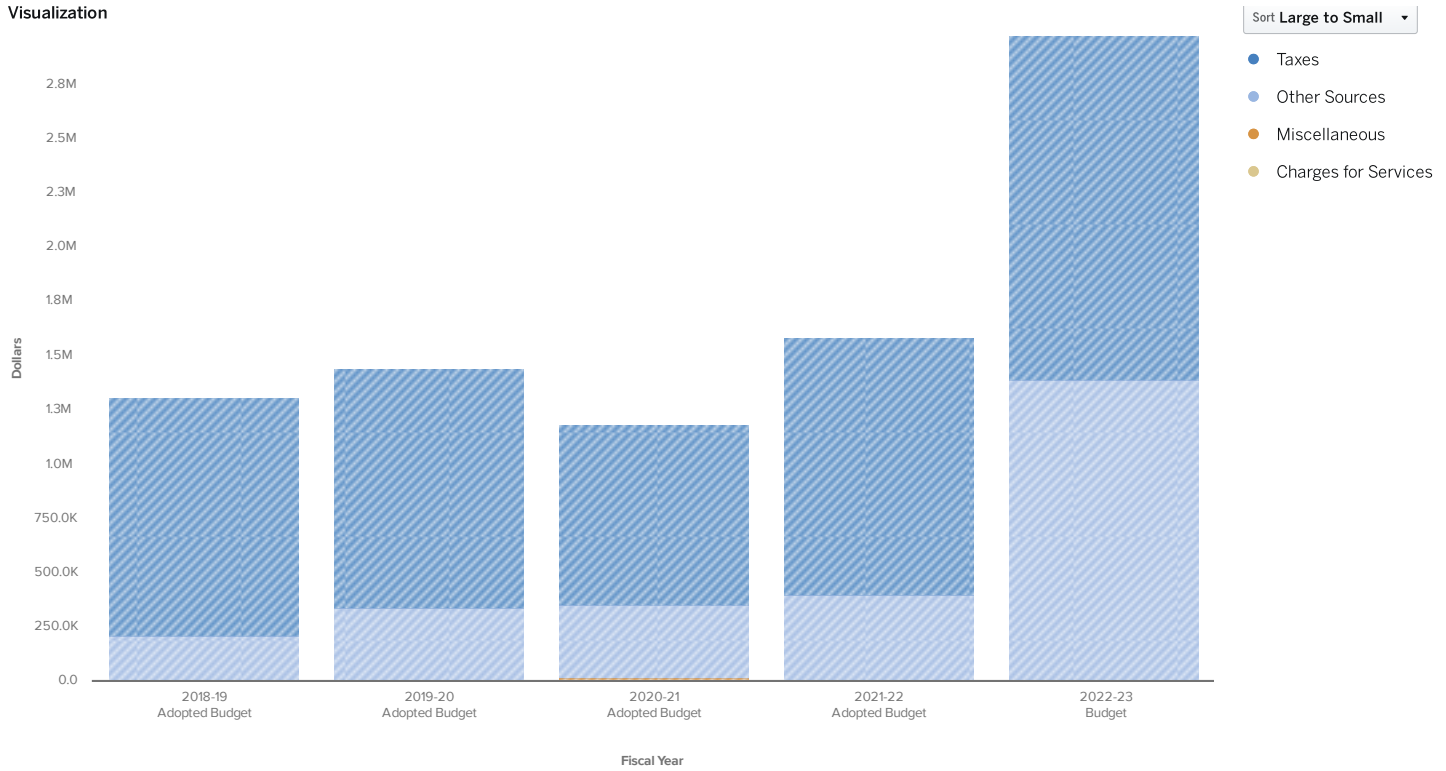
Tourism Revenue vs Expenditure



Collapse All	2021-22 Adopted Budget	2022-23 Budget
▼ Revenues	\$ 1,582,616	\$ 2,973,883
▶ Taxes	1,182,355	1,581,905
▶ Other Sources	396,502	1,388,978
▶ Miscellaneous	3,759	2,000
▶ Charges for Services	0	1,000
▼ Expenses	1,582,616	2,973,883
▶ Budget Reserves	503,665	1,756,455
▶ Operating Expense	692,080	836,096
▶ Personnel Services	329,163	332,093
▶ Transfers	57,708	49,239
Revenues Less Expenses	\$ 0	\$ 0

The Numbers Over Time – Revenues

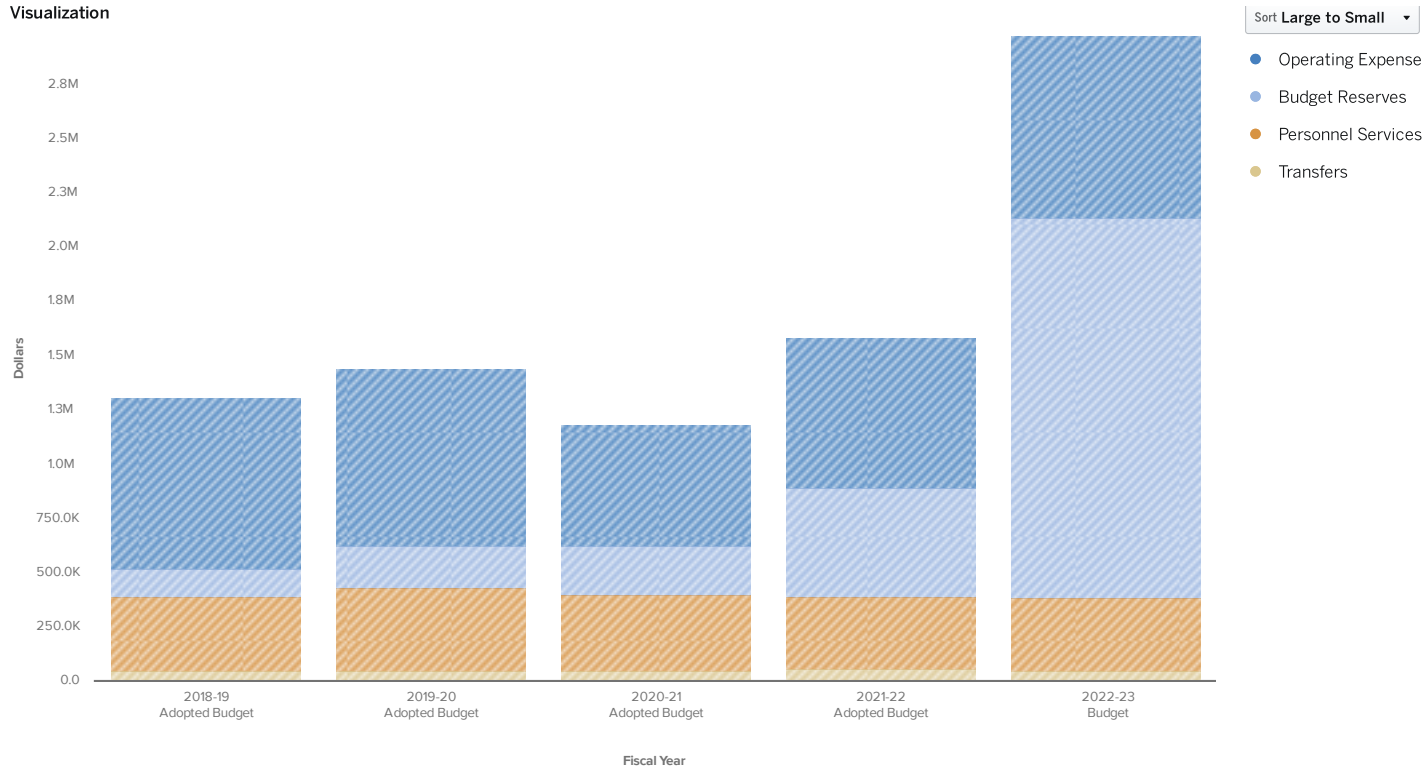
Visualization



Collapse All	2018-19 Adopted Budget	2019-20 Adopted Budget	2020-21 Adopted Budget	2021-22 Adopted Budget	2022-23 Budget
▼ Taxes	\$ 1,100,000	\$ 1,100,000	\$ 831,002	\$ 1,182,355	\$ 1,581,905
▶ Local Option	1,100,000	1,100,000	831,002	1,182,355	1,581,905
▼ Other Sources	211,633	340,206	340,212	396,502	1,388,978
▶ Balance Forward Cash	211,633	340,206	340,212	396,502	1,388,978
▼ Miscellaneous	25	0	7,392	3,759	2,000
▶ Other Miscellaneous	25	0	7,392	3,759	0
▶ Interest and Other Earnings	0	0	0	0	2,000
▼ Charges for Services	25	25	5,964	0	1,000
▶ Economic Environment	25	25	5,964	0	1,000
Total	\$ 1,311,683	\$ 1,440,231	\$ 1,184,570	\$ 1,582,616	\$ 2,973,883

The Numbers Over Time –Expenditures

Visualization

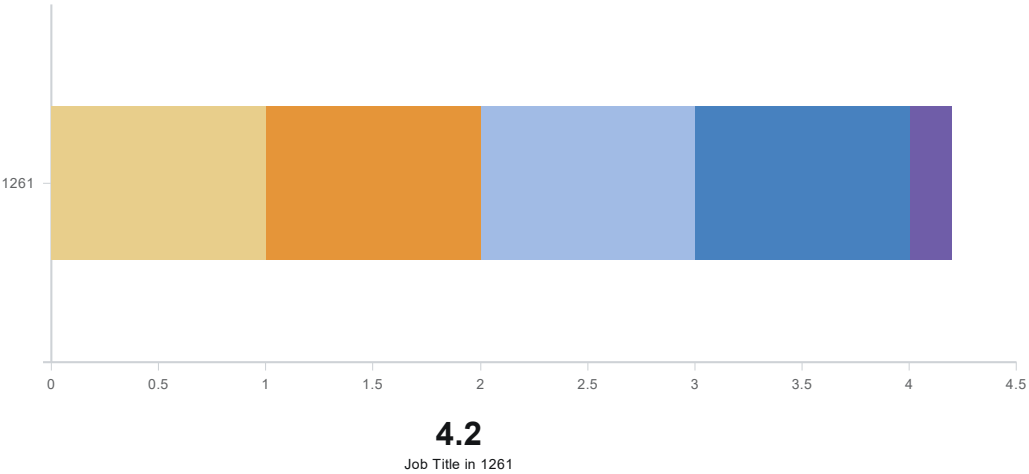


Collapse All	2018-19 Adopted Budget	2019-20 Adopted Budget	2020-21 Adopted Budget	2021-22 Adopted Budget	2022-23 Budget
▼ Operating Expense	\$ 792,496	\$ 814,332	\$ 561,181	\$ 692,080	\$ 836,096
▶ Promotional Activities	396,542	302,211	268,319	312,081	463,755
▶ Other Current Charges	156,601	138,485	117,170	112,722	158,305
▶ Other Services	103,215	260,855	65,704	71,274	88,306
▶ Printing and Binding	45,000	30,000	29,999	22,500	20,000
▶ Insurance	19,797	20,000	20,000	24,000	28,800
▶ Professional Services	3,550	3,550	4,413	79,194	5,389
▶ Books/Memberships	9,639	10,754	13,777	14,785	26,625
▶ Operating Supplies	9,000	5,800	8,297	17,905	8,220
▶ Rentals and Leases	22,925	13,600	5,099	3,342	3,542
▶ Freight and Postage Svcs	8,500	8,000	8,000	7,500	5,000
▶ Repair and Maintenance	1,727	527	8,378	12,727	9,000
▶ Travel & Per Diem	7,500	10,750	3,248	3,750	6,500
▶ Training	5,500	7,300	1,777	3,600	6,700
▶ Utility Services	1,500	1,500	6,000	6,200	4,954
▶ Office Supplies	1,500	1,000	1,000	500	1,000
▼ Budget Reserves	132,697	193,518	224,194	503,665	1,756,455
▶ Reserves	132,697	193,518	224,194	503,665	1,756,455
▼ Personnel Services	338,690	384,581	351,435	329,163	332,093
▶ Salary and Wages	225,264	266,234	237,100	226,922	234,206
▶ Benefits	113,426	118,347	114,335	102,241	97,887
▼ Transfers	47,800	47,800	47,760	57,708	49,239
▶ Transfers - Between Funds	47,800	47,800	47,760	57,708	49,239
Total	\$ 1,311,683	\$ 1,440,231	\$ 1,184,570	\$ 1,582,616	\$ 2,973,883

Our People – FTE Count

Allocation FTE - Fund 1261

Data Updated 4 days ago



Allocation FTE - Fund 1261

Job Title	1261
Allocated FTE Count	
ADMINISTRATIVE ASSISTANT II	1.00
ECONOMIC DEVELOPMENT DIRECTOR	0.20
MANAGER TOURISM DEVELOPMENT	1.00
TOURISM MARKETING SPECIALIST	1.00
VISITOR SERVICES REPRESENTATIVE	1.00
ALLOCATED FTE COUNT	4.20



Fiscal Year 2022-2023 Annual Budget

Transportation Trust



What We Do

The Department of Public Works (DPW) is responsible for maintaining a safe, quality transportation infrastructure for the citizens and visitors who live, work and travel throughout Hernando County. The County Engineering Department provides civil, facility and traffic engineering design and project management for the Commission, BOCC's divisions, other governmental agencies, and constitutional offices.

The Department of Public Works' Road and Traffic Operation Divisions maintain more than 1,200 miles of paved roadways, 350 miles of unpaved roadways, 230 miles of concrete sidewalk, 40 miles of multi-use paths, signage, traffic control devices and streetscapes.



Accomplishments

Engineering:

- California Street Resurfacing
- Linden Drive Sidewalk
- Mandrake/Canary Road Paving MSBU
- US19 @ Forest Oaks Intersection Improvements

Road Maintenance:

- Over 1,500 miles of right-of-way maintained
- Over 730 roads graded
- Over 500 Potholes Filled

Traffic:

- Assumed maintenance of new traffic signals on
Ayers @ County Line Rd
Ayers @ Trillium Blvd
Ayers @ US41/Broad St

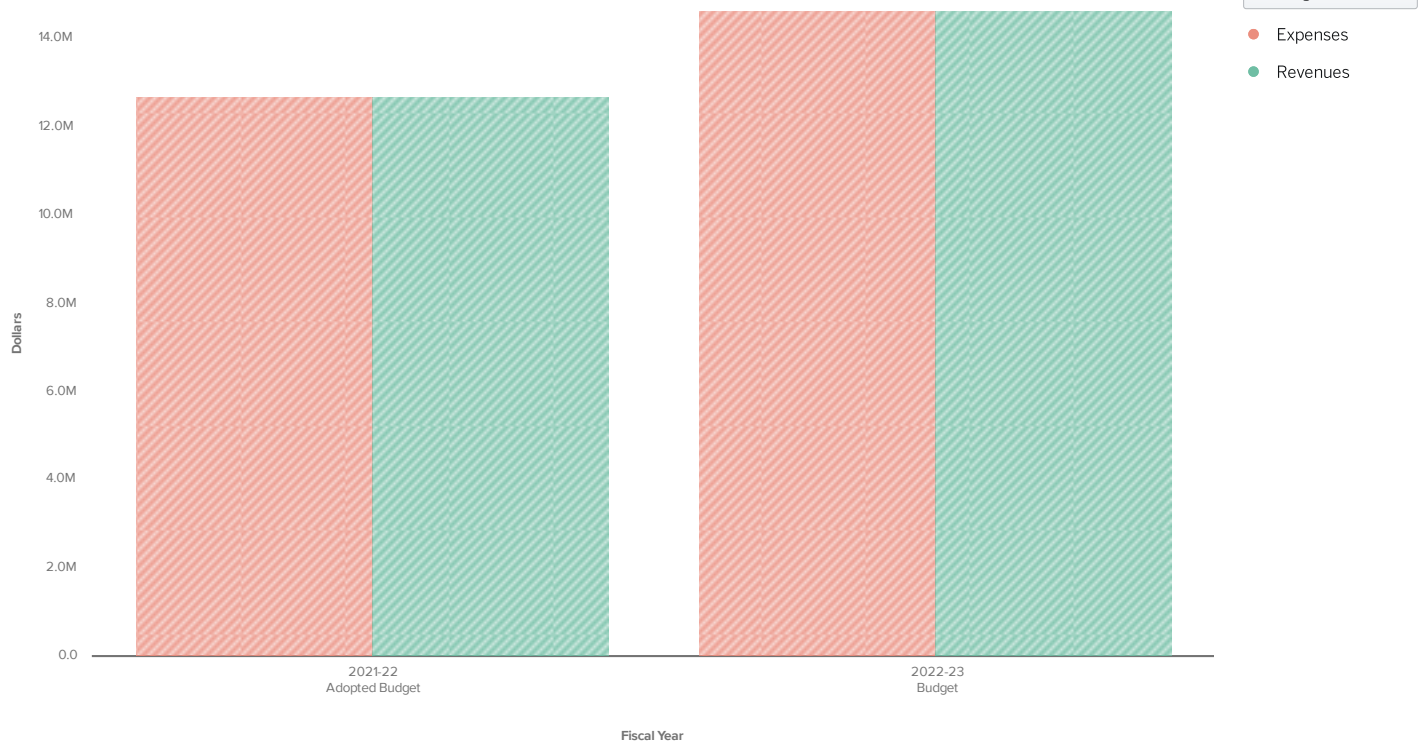
Goals

We strive to provide the services necessary to maintain this infrastructure in a safe, economical, and responsive manner.



Transportation Trust Revenue vs Expenditure

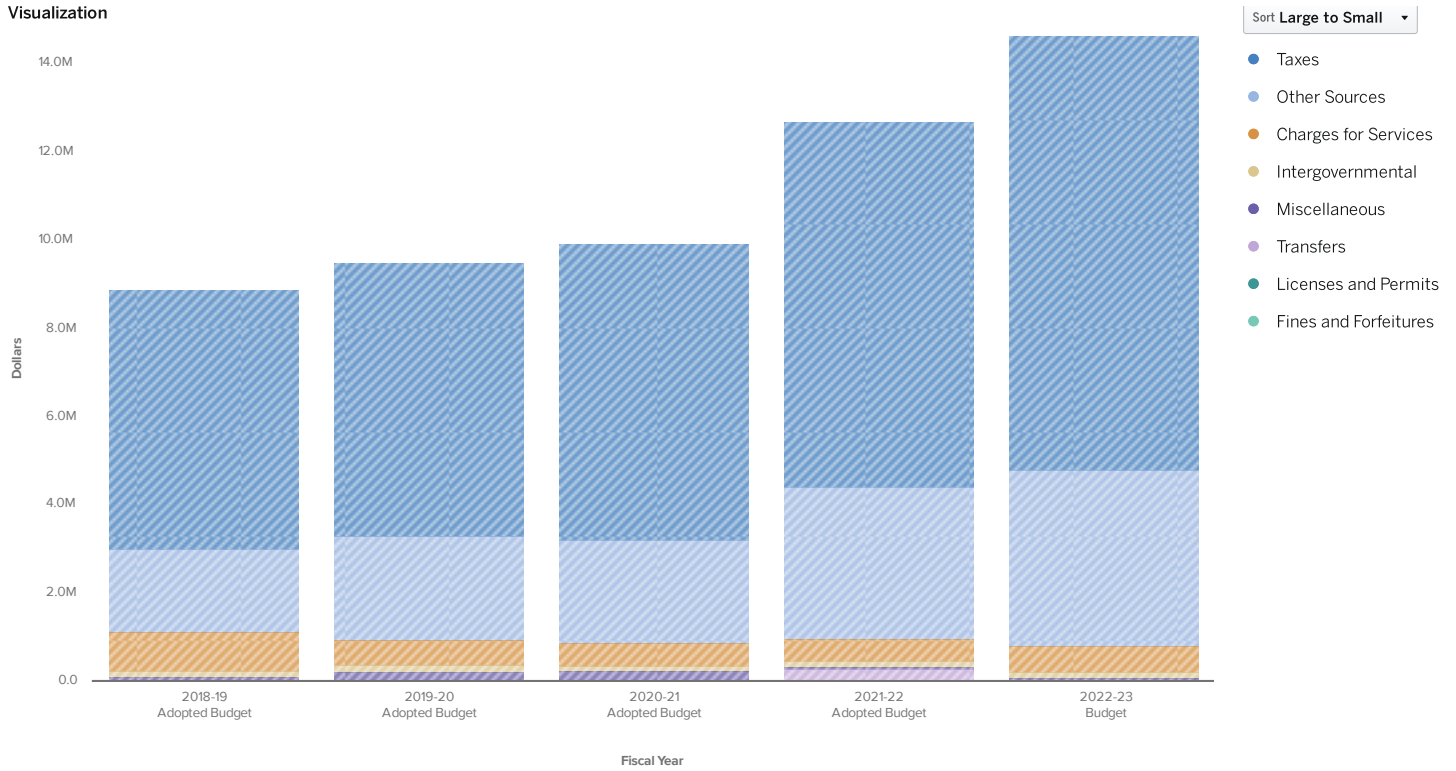
Visualization



Collapse All	2021-22 Adopted Budget	2022-23 Budget
▼ Revenues	\$ 12,677,098	\$ 14,618,473
► Taxes	8,266,298	9,822,243
► Other Sources	3,450,000	4,006,000
► Charges for Services	497,000	589,000
► Transfers	272,580	0
► Intergovernmental	130,000	130,000
► Miscellaneous	58,220	66,230
► Licenses and Permits	3,000	5,000
▼ Expenses	12,677,098	14,618,473
► Personnel Services	7,765,969	8,099,335
► Budget Reserves	3,219,546	4,578,198
► Operating Expense	1,470,010	1,685,624
► Transfers	209,573	227,712
► Capital Outlay	6,500	20,000
► Grants & Aid	5,500	7,604
Revenues Less Expenses	\$ 0	\$ 0

The Numbers Over Time – Revenues

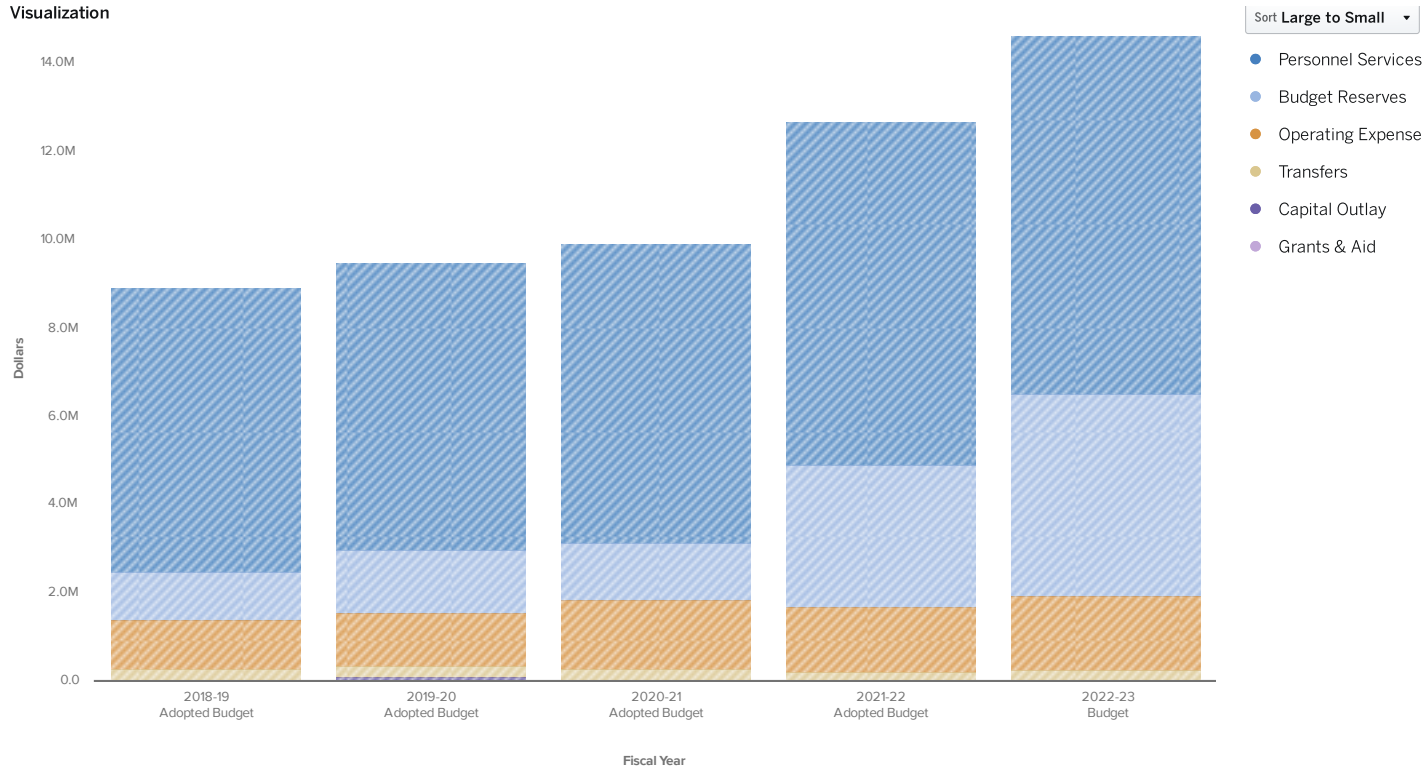
Visualization



Collapse All	2018-19 Adopted Budget	2019-20 Adopted Budget	2020-21 Adopted Budget	2021-22 Adopted Budget	2022-23 Budget
► Taxes	\$ 5,875,517	\$ 6,182,388	\$ 6,719,064	\$ 8,266,298	\$ 9,822,243
▼ Other Sources	1,865,000	2,365,438	2,324,996	3,450,000	4,006,000
► Balance Forward Cash	1,815,000	2,312,875	2,274,996	3,395,000	3,941,000
► Intragovernmental Transfers	50,000	52,563	50,000	55,000	65,000
► Charges for Services	885,130	569,630	509,997	497,000	589,000
► Intergovernmental	138,000	147,000	131,000	130,000	130,000
► Miscellaneous	100,580	221,580	217,080	58,220	66,230
► Transfers	0	0	0	272,580	0
► Licenses and Permits	0	0	12,504	3,000	5,000
► Fines and Forfeitures	0	1,000	0	0	0
Total	\$ 8,864,227	\$ 9,487,036	\$ 9,914,641	\$ 12,677,098	\$ 14,618,473

The Numbers Over Time – Expenditures

Visualization

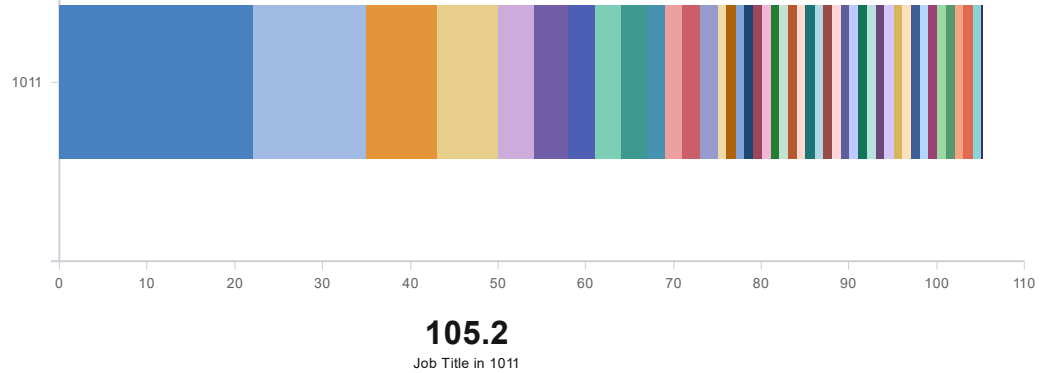


Collapse All	2018-19 Adopted Budget	2019-20 Adopted Budget	2020-21 Adopted Budget	2021-22 Adopted Budget	2022-23 Budget
▼ Personnel Services	\$ 6,447,295	\$ 6,518,012	\$ 6,778,444	\$ 7,765,969	\$ 8,099,335
▶ Salary and Wages	4,340,856	4,353,547	4,584,540	5,156,373	5,437,724
▶ Benefits	2,106,439	2,164,465	2,193,904	2,609,596	2,661,611
▼ Budget Reserves	1,091,893	1,414,560	1,295,269	3,219,546	4,578,198
▶ Reserves	1,091,893	1,414,560	1,295,269	3,219,546	4,578,198
▼ Operating Expense	1,104,535	1,193,262	1,563,635	1,470,010	1,685,624
▶ Other Current Charges	599,799	836,227	1,023,538	862,600	1,078,043
▶ Operating Supplies	52,775	89,210	116,929	149,023	267,600
▶ Other Services	260,114	94,620	69,702	72,600	71,650
▶ Professional Services	70,665	15,605	181,725	185,760	32,260
▶ Repair and Maintenance	46,007	58,580	53,214	70,652	91,080
▶ Training	12,125	27,320	37,229	55,075	53,075
▶ Insurance	35,000	31,520	33,680	28,910	40,950
▶ Rentals and Leases	9,985	13,840	14,810	13,680	14,001
▶ Travel & Per Diem	1,810	4,985	10,949	10,100	11,150
▶ Office Supplies	6,300	8,400	6,652	6,400	8,400
▶ Freight and Postage Svcs	5,000	4,750	6,401	3,500	5,900
▶ Books/Memberships	1,705	4,955	6,055	5,360	5,965
▶ Utility Services	3,000	3,000	2,499	2,600	3,300
▶ Road Materials and Supplies	0	0	0	3,500	2,000
▶ Printing and Binding	250	250	252	250	250
▼ Transfers	258,504	255,891	255,585	209,573	227,712
▶ Transfers - Between Funds	258,504	255,891	255,585	209,573	227,712
▶ Capital Outlay	18,000	101,000	17,508	6,500	20,000
▼ Grants & Aid	4,000	4,311	4,200	5,500	7,604
▶ Aids to Government Agencies	4,000	4,311	4,200	5,500	7,604
Total	\$ 8,924,227	\$ 9,487,036	\$ 9,914,641	\$ 12,677,098	\$ 14,618,473

Our People – FTE Count

Allocated FTE - Fund 1011

Data Updated 4 days ago



Allocated FTE - Fund 1011

Job Title	1011
Allocated FTE Count	
ACCOUNTING CLERK III	1.00
ADMINISTRATIVE ASSISTANT II	1.00
ADMINISTRATIVE ASSISTANT III	1.00
ASSISTANT COUNTY ENGINEER	1.00
ASSISTANT PUBLIC WORKS DIRECTOR	1.00
CAD DRAFTER	1.00
CONTRACTS AND TRAINING COORDINATOR	1.00
CREW LEADER	7.00
CUSTOMER SERVICE SPECIALIST	1.00
DEPUTY COUNTY ADMINISTRATOR	0.20
DIRECTOR OF PUBLIC WORKS	1.00
DPW INSPECTOR I	3.00
DPW INSPECTOR II	2.00
ENGINEER II	1.00
ENGINEERING DEVELOPMENT COORDINATOR	1.00
EQUIPMENT OPERATOR	22.00
EXECUTIVE OFFICE MANAGER	1.00
FIELD SUPERVISOR	3.00
FINANCE MANAGER	1.00
FINANCE SPECIALIST	1.00
HEAVY EQUIPMENT OPERATOR	4.00
LEAD DPW INSPECTOR	1.00
LEAD FIELD SUPERVISOR	1.00
MAINTENANCE WORKER II	13.00
MAINTENANCE WORKER II/DRIVER	2.00
OPERATIONS ASSISTANT	1.00
OPERATIONS COORDINATOR	1.00
PROJECT MANAGER	2.00
PROPERTY MANAGEMENT ASSISTANT	1.00
REAL PROPERTY SUPERVISOR	1.00
SENIOR DATA SPECIALIST	1.00
SENIOR PROJECT MANAGER	1.00
SIGNAL PROJECT MANAGER	1.00
SITE PLAN REVIEW COORDINATOR	1.00
SMALL TOOL SHOP TECHNICIAN	1.00
SPECIAL ASSESSMENT COORDINATOR	1.00
SPECIAL EQUIPMENT OPERATOR	8.00
TRAFFIC ENGINEER	1.00

Job Title	1011
TRAFFIC ENGINEERING ASSISTANT II	1.00
TRAFFIC SIGNAL TECHNICIAN I	4.00
TRAFFIC SIGNAL TECHNICIAN II	2.00
TRAFFIC SIGNAL TECHNICIAN III	1.00
TRAFFIC TECHNICIAN I	3.00
TRAFFIC TECHNICIAN II	1.00
ALLOCATED FTE COUNT	105.20



Fiscal Year 2022–2023 Annual Budget

Gas Taxes

Sections 206.41(1)(d)–(e), 206.87(1)(b)–(c), 336.021, and 336.025, Florida Statutes



What are Gas Taxes?

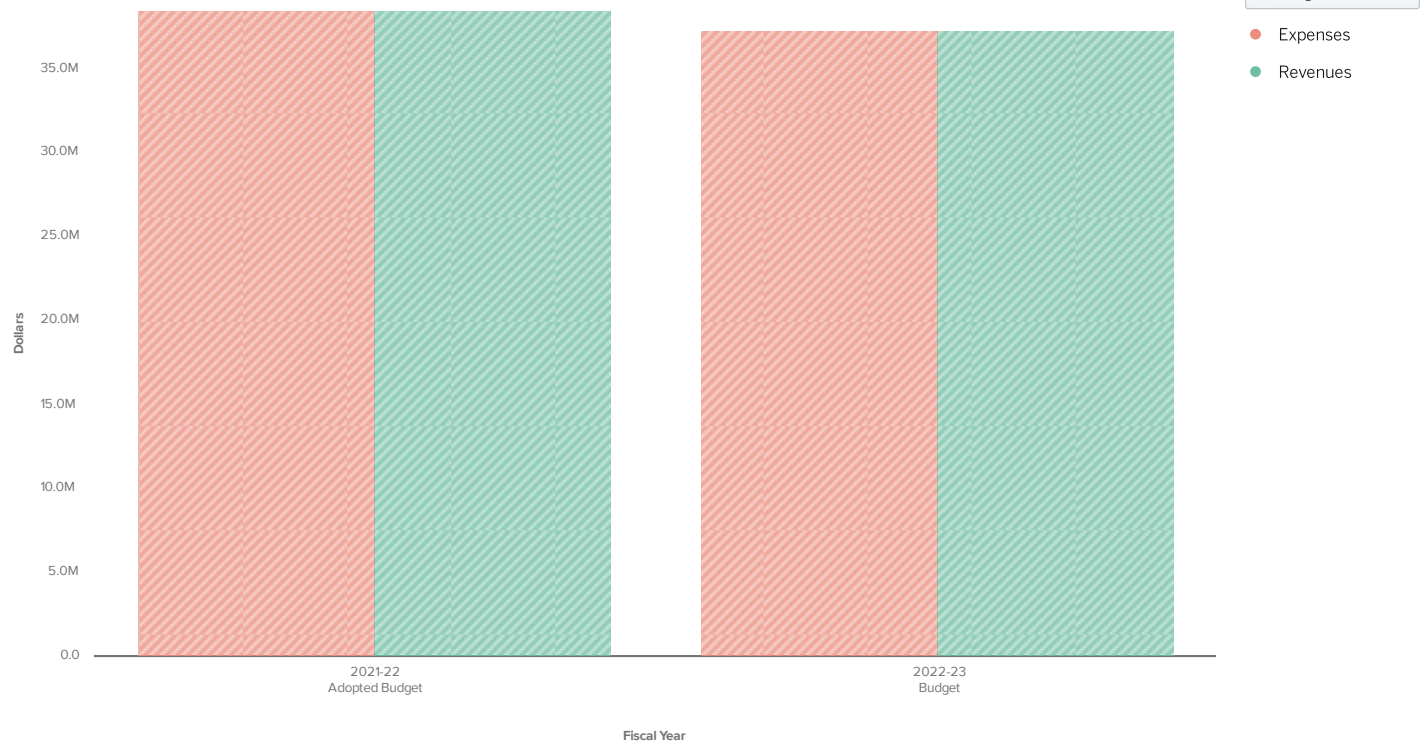
County governments are authorized to levy up to 12 cents of local option fuel taxes in the form of three separate levies. The first is a tax of 1 cent on every net gallon of motor and diesel fuel sold within a county.¹ Known as the ninth-cent fuel tax, this tax may be authorized by an ordinance adopted by an extraordinary vote of the governing body or voter approval in a countywide referendum, and the proceeds are used to fund specified transportation expenditures. The second is a tax of 1 to 6 cents on every net gallon of motor and diesel fuel sold within a county.² This tax may be authorized by an ordinance adopted by a majority vote of the governing body or voter approval in a countywide referendum, and the proceeds are used to fund specified transportation expenditures. The third tax is a 1 to 5 cents levy upon every net gallon of motor fuel sold within a county, and diesel fuel is not subject to this tax.

³ This additional tax may be levied by an ordinance adopted by a majority plus one vote of the membership of the governing body or voter approval in a countywide referendum, and the proceeds are used for transportation expenditures needed to meet the requirements of the capital improvements element of an adopted local government comprehensive plan.

The Legislature has authorized the statewide equalization of local option tax rates on diesel fuel by requiring that the full 6 cents of the 1 to 6 cents fuel tax as well as the 1 cent ninth-cent fuel tax be levied on diesel fuel in every county even though the county government may not have imposed either tax on motor fuel or may not be levying the tax on motor fuel at the maximum rate.⁴ Consequently, 7 cents worth of local option tax revenue on diesel fuel are distributed to local governments, regardless of whether or not the county government is levying these two taxes on motor fuel at any rate. During the 2021–22 local fiscal year, the counties currently levying one or more local option fuel taxes will realize an estimated \$934 million in revenue. The counties not currently levying all possible local option fuel taxes at the maximum rate will allow an estimated \$193 million to go unrealized.

Gas Taxes Revenue vs Expenditure

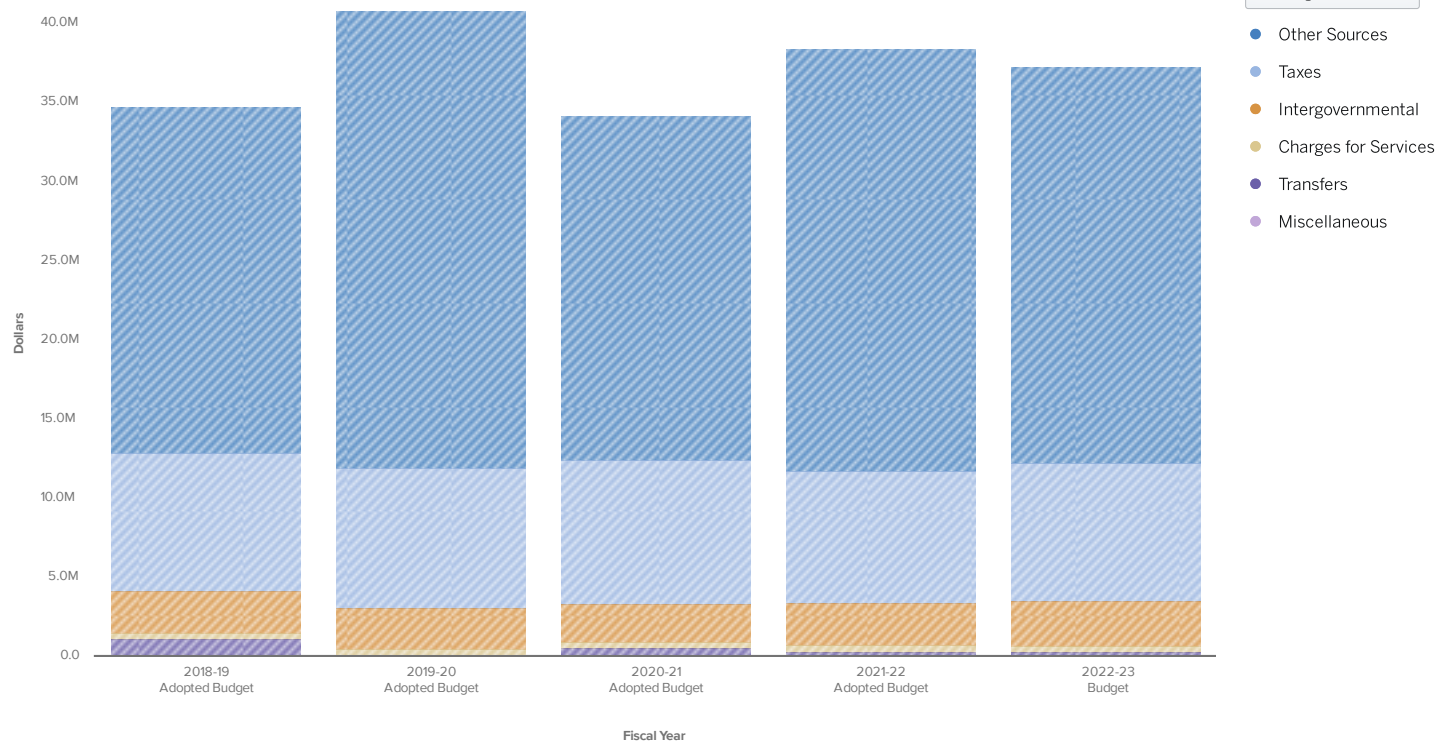
Visualization



Expand All	2021-22 Adopted Budget	2022-23 Budget
▼ Revenues	\$ 38,386,943	\$ 37,279,140
▶ Other Sources	26,707,380	25,070,000
▶ Taxes	8,295,067	8,731,650
▶ Intergovernmental	2,660,576	2,800,610
▶ Charges for Services	472,350	442,350
▶ Transfers	236,570	216,530
▶ Miscellaneous	15,000	18,000
▼ Expenses	38,386,943	37,279,140
▶ Budget Reserves	17,060,043	13,296,125
▶ Capital Outlay	12,643,295	16,018,275
▶ Operating Expense	7,421,933	7,438,308
▶ Transfers	1,261,672	526,432
Revenues Less Expenses	\$ 0	\$ 0

The Numbers Over Time – Revenues

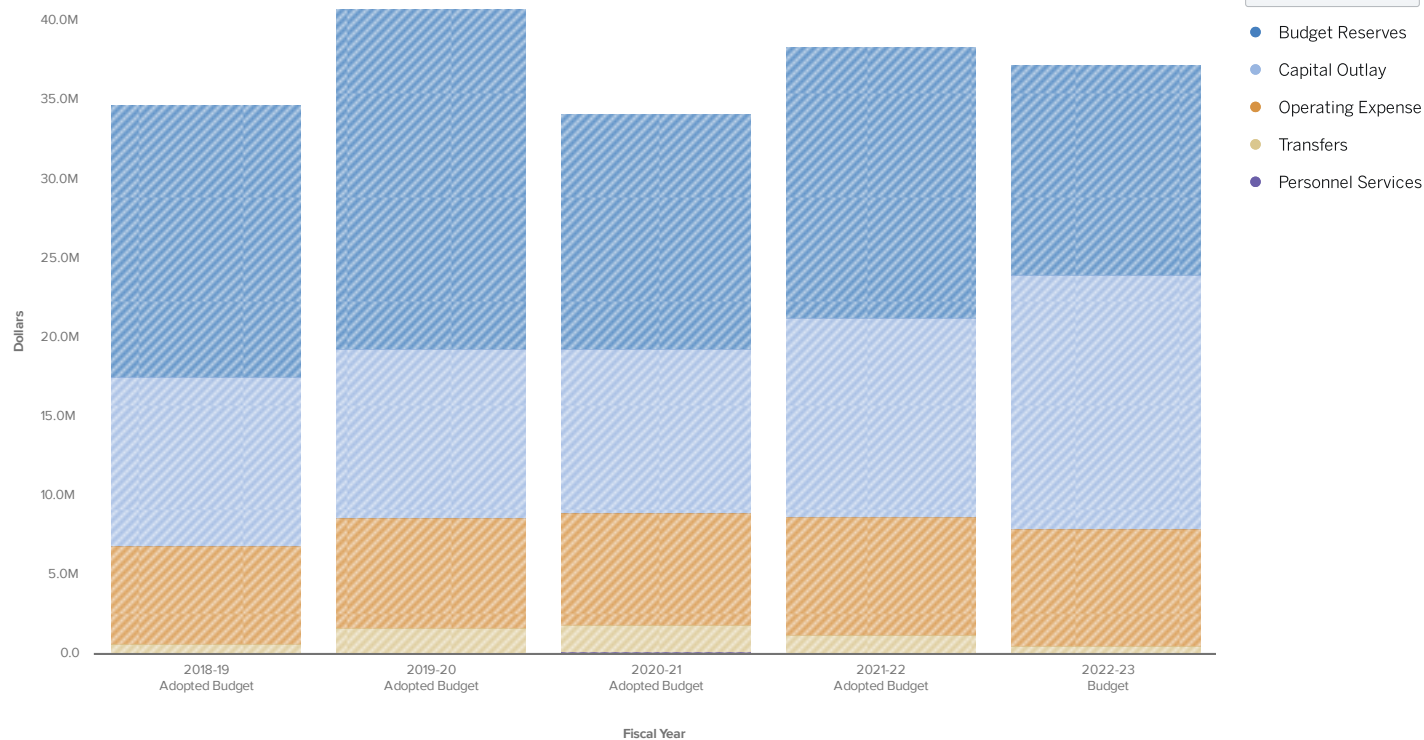
Visualization



Collapse All	2018-19 Adopted Budget	2019-20 Adopted Budget	2020-21 Adopted Budget	2021-22 Adopted Budget	2022-23 Budget
► Other Sources	\$ 21,763,505	\$ 28,854,235	\$ 21,722,000	\$ 26,707,380	\$ 25,070,000
► Taxes	8,781,760	8,821,691	9,171,031	8,295,067	8,731,650
► Intergovernmental	2,623,475	2,628,750	2,312,870	2,660,576	2,800,610
▼ Charges for Services	419,745	431,470	440,539	472,350	442,350
► Transportation User Fees	419,745	431,470	440,539	472,350	442,350
► Transfers	1,071,420	0	493,535	236,570	216,530
► Miscellaneous	13,500	13,000	12,000	15,000	18,000
Total	\$ 34,673,405	\$ 40,749,146	\$ 34,151,975	\$ 38,386,943	\$ 37,279,140

The Numbers Over Time –Expenditures

Visualization



Collapse All	2018-19 Adopted Budget	2019-20 Adopted Budget	2020-21 Adopted Budget	2021-22 Adopted Budget	2022-23 Budget
► Budget Reserves	\$ 17,104,707	\$ 21,416,577	\$ 14,834,721	\$ 17,060,043	\$ 13,296,125
▼ Capital Outlay	10,712,440	10,741,870	10,384,179	12,643,295	16,018,275
► Infrastructure	9,929,440	10,261,370	9,773,179	12,223,295	15,963,275
► Buildings	495,000	435,000	249,999	250,000	0
► Machinery and Equipment	288,000	45,500	240,996	57,500	55,000
► Intangible Assets	0	0	100,001	112,500	0
► Land	0	0	20,004	0	0
▼ Operating Expense	6,213,418	6,918,828	7,089,930	7,421,933	7,438,308
► Other Services	1,865,005	2,189,725	2,359,724	2,543,385	2,681,630
► Other Current Charges	1,244,528	1,374,418	1,286,942	1,268,378	1,256,708
► Road Materials and Supplies	894,300	899,150	932,153	1,187,050	1,239,550
► Repair and Maintenance	795,675	877,160	952,660	867,430	719,200
► Operating Supplies	529,265	635,470	608,411	617,460	737,760
► Insurance	325,100	393,000	396,599	363,970	357,340
► Utility Services	303,780	309,600	309,700	322,700	335,060
► Professional Services	165,800	165,105	176,441	193,060	51,560
► Rentals and Leases	57,480	66,700	66,700	58,100	59,100
► Training	26,660	8,000	0	0	0
► Office Supplies	2,650	0	0	0	0
► Freight and Postage Svcs	700	500	600	400	400
► Books/Memberships	1,275	0	0	0	0
► Travel & Per Diem	1,200	0	0	0	0
► Transfers	642,840	1,671,871	1,693,376	1,261,672	526,432
▼ Personnel Services	0	0	149,769	0	0
► Salary and Wages	0	0	84,573	0	0
► Benefits	0	0	65,196	0	0
Total	\$ 34,673,405	\$ 40,749,146	\$ 34,151,975	\$ 38,386,943	\$ 37,279,140



Fiscal Year 2022–2023 Annual Budget

Stormwater Management



What We Do

The mission of the Stormwater Management Program is to provide comprehensive management and control of Stormwater throughout the County, cooperative watershed study and management with the Southwest Florida Water Management District, accomplishment of the National Pollution Discharge Elimination System certification, and elimination of drainage and flooding concerns for the Board of County Commissioners, County staff, other Governmental agencies, and the residents of Hernando County in order to preserve and improve their health, safety, and quality of life.



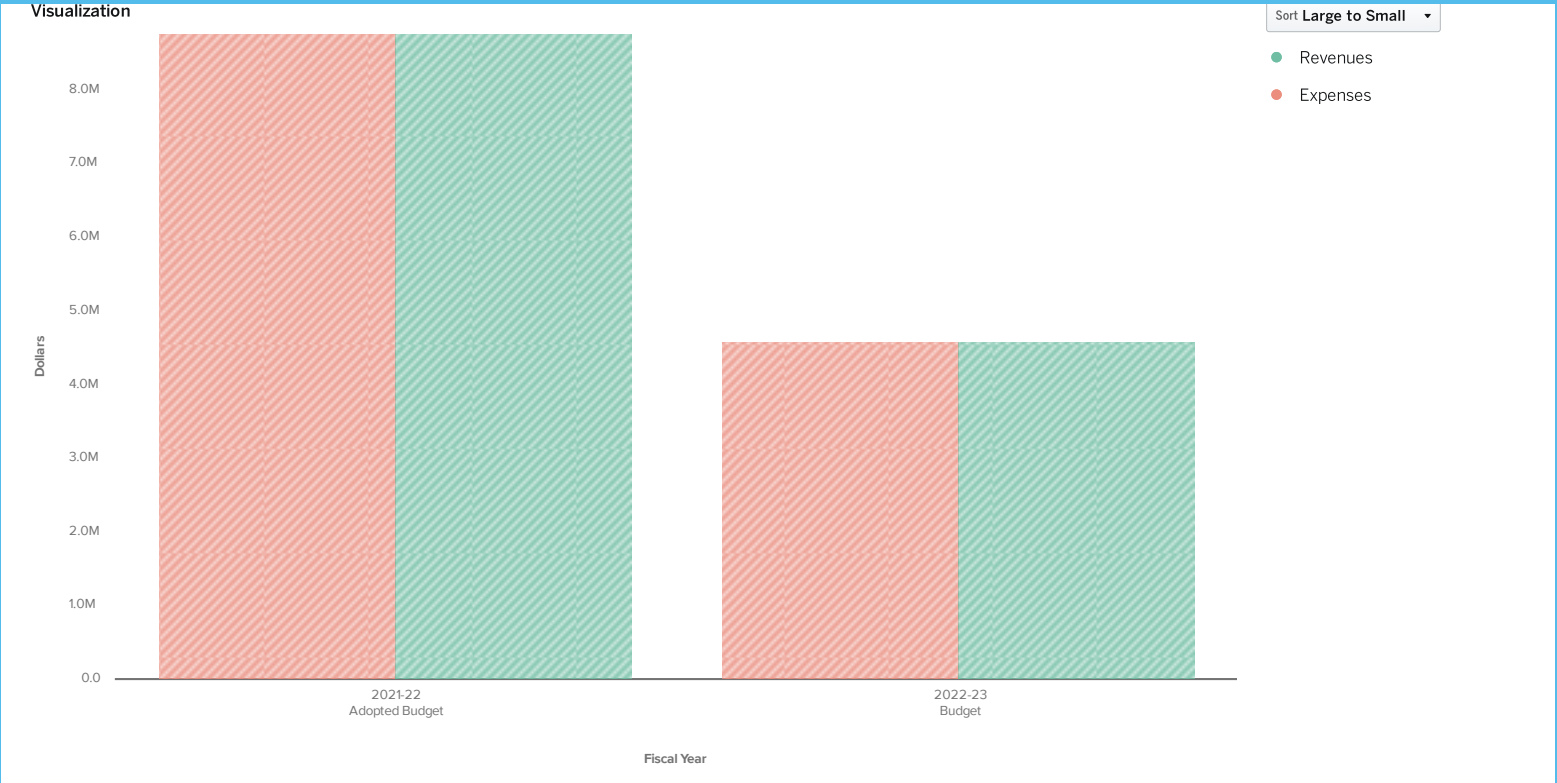
Accomplishments

- Hillandale Drainage Improvements
- Topaz Drainage Improvements

Goals

- Maintain compliance with the provisions of the National Pollution Discharge Elimination System (NPDES).
- Plan and execute capital projects for flood reduction and mitigation.

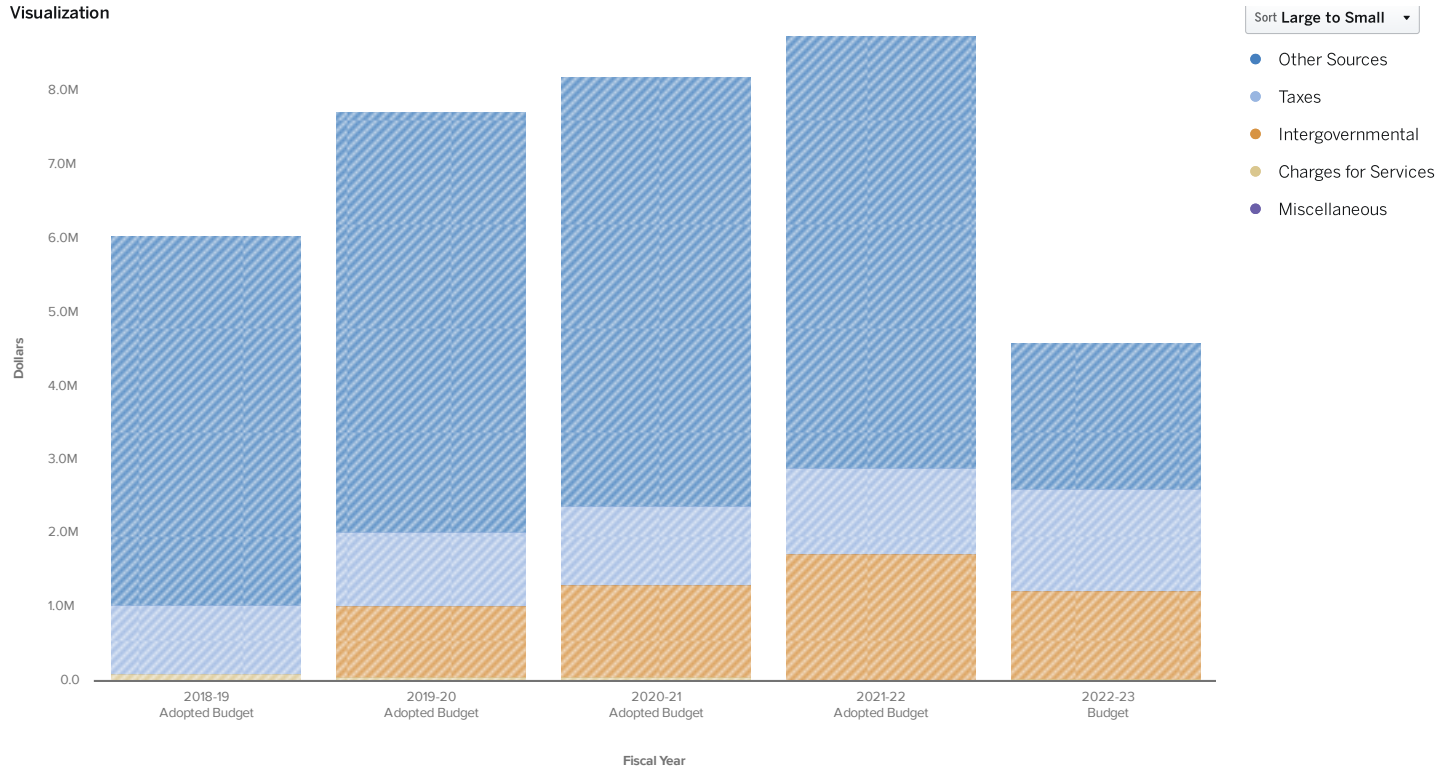
Stormwater Revenue vs Expenditure



Collapse All	2021-22 Adopted Budget	2022-23 Budget
▼ Revenues	\$ 8,749,518	\$ 4,581,488
▶ Other Sources	5,854,110	1,968,274
▶ Intergovernmental	1,715,730	1,200,000
▶ Taxes	1,163,678	1,382,714
▶ Charges for Services	11,000	25,000
▶ Miscellaneous	5,000	5,500
▼ Expenses	8,749,518	4,581,488
▶ Capital Outlay	4,661,750	3,083,000
▶ Budget Reserves	3,653,304	1,021,192
▶ Operating Expense	238,677	257,642
▶ Personnel Services	192,137	215,584
▶ Transfers	2,800	3,000
▶ Grants & Aid	850	1,070
Revenues Less Expenses	\$ 0	\$ 0

The Numbers Over Time – Revenues

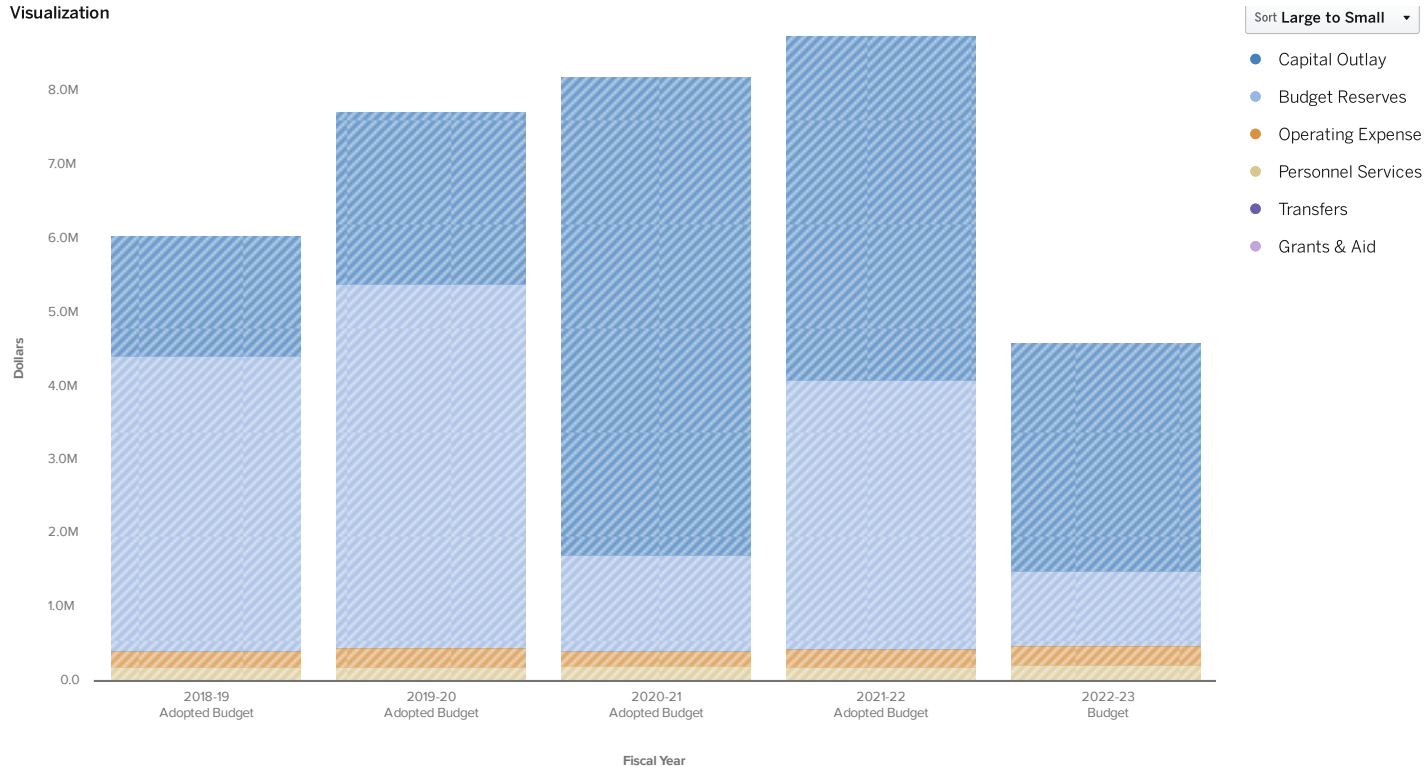
Visualization



Collapse All	2018-19 Adopted Budget	2019-20 Adopted Budget	2020-21 Adopted Budget	2021-22 Adopted Budget	2022-23 Budget
▼ Other Sources	\$ 5,007,000	\$ 5,708,411	\$ 5,809,996	\$ 5,854,110	\$ 1,968,274
▶ Balance Forward Cash	5,000,000	5,700,000	5,799,996	5,843,110	1,954,274
▶ Intragovernmental Transfers	7,000	8,411	10,000	11,000	14,000
▶ Taxes	941,099	991,195	1,079,257	1,163,678	1,382,714
▶ Intergovernmental	0	980,000	1,250,004	1,715,730	1,200,000
▶ Charges for Services	90,000	50,000	50,001	11,000	25,000
▶ Miscellaneous	6,400	6,400	6,350	5,000	5,500
Total	\$ 6,044,499	\$ 7,736,006	\$ 8,195,608	\$ 8,749,518	\$ 4,581,488

The Numbers Over Time –Expenditures

Visualization

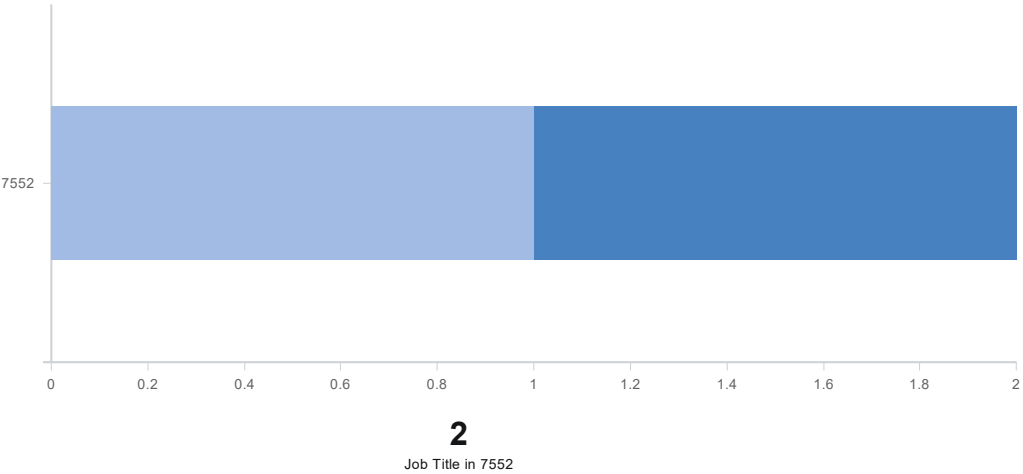


Collapse All	2018-19 Adopted Budget	2019-20 Adopted Budget	2020-21 Adopted Budget	2021-22 Adopted Budget	2022-23 Budget
▶ Capital Outlay	\$ 1,628,750	\$ 2,341,750	\$ 6,468,751	\$ 4,661,750	\$ 3,083,000
▶ Budget Reserves	4,003,738	4,946,250	1,316,059	3,653,304	1,021,192
▼ Operating Expense	217,925	248,106	203,025	238,677	257,642
▶ Other Current Charges	77,230	87,956	84,008	96,582	108,137
▶ Professional Services	71,175	101,350	35,812	51,380	77,220
▶ Other Services	34,420	36,240	36,241	42,900	24,150
▶ Operating Supplies	15,800	2,200	22,704	22,700	22,400
▶ Repair and Maintenance	9,280	10,470	13,604	13,600	13,350
▶ Insurance	6,000	6,000	6,000	6,500	6,000
▶ Utility Services	1,100	1,100	1,449	1,450	1,900
▶ Rentals and Leases	900	900	799	1,150	995
▶ Training	575	575	625	625	1,500
▶ Travel & Per Diem	415	415	744	750	750
▶ Books/Memberships	430	300	539	540	540
▶ Freight and Postage Svcs	400	400	300	300	500
▶ Office Supplies	200	200	200	200	200
▼ Personnel Services	190,786	196,600	204,473	192,137	215,584
▶ Salary and Wages	140,679	140,417	148,061	153,498	157,241
▶ Benefits	50,107	56,183	56,412	38,639	58,342
▶ Transfers	2,600	2,600	2,600	2,800	3,000
▶ Grants & Aid	700	700	700	850	1,070
Total	\$ 6,044,499	\$ 7,736,006	\$ 8,195,608	\$ 8,749,518	\$ 4,581,488

Our People – FTE Count

Allocation FTE - Fund 7552

Data Updated 4 days ago



Allocation FTE - Fund 7552

Job Title	7552
Allocated FTE Count	
STORMWATER ENGINEER	1.00
WATER RESOURCE SPECIALIST	1.00
ALLOCATED FTE COUNT	2.00



Fiscal Year 2022–2023 Annual Budget

Facilities



What We Do

Facility Maintenance provides quality building services (electrical, plumbing, HVAC, painting, custodial, landscape maintenance, building renovation and improvements) in County owned and leased facilities for County Agencies, their employees, and the public. We are currently responsible for 48 buildings throughout the County, totaling 776,004 square feet. We have a staff of 36 full time employees that coordinate and schedule the daily preventive and emergency maintenance tasks to ensure that all facilities, systems, and equipment operate continuously seven (7) days a week, 365 days a year to keep building conditions safe and code compliant.



Accomplishments

Jail: Generator Project, Parking Lot Overlay Award, Kitchen Remodel Award, Alpha Soffit Renovation, Bravo Re-Roof Award and Jail Elevator Modernization.

WS Gov't Ctr: Tax Collector A/C Replacement, Parking Lot Overlay Award.

Gov't Ctr: Clerk Remodel and Fire Alarm Replacement Award.

Record Storage Re-Roof Award, Utilities A/C Controls Replacement, Animal Service RTU #2 Replacement, Linda Pederson (Hern Bch) Re-Roof Award, WS Library Terrace Wall, LRSB A/C Replacement, ES Library Soffit Award and Sheriff's Office, Lykes Library, Brooksville Health Dept Parking Lot Overlays Awarded.



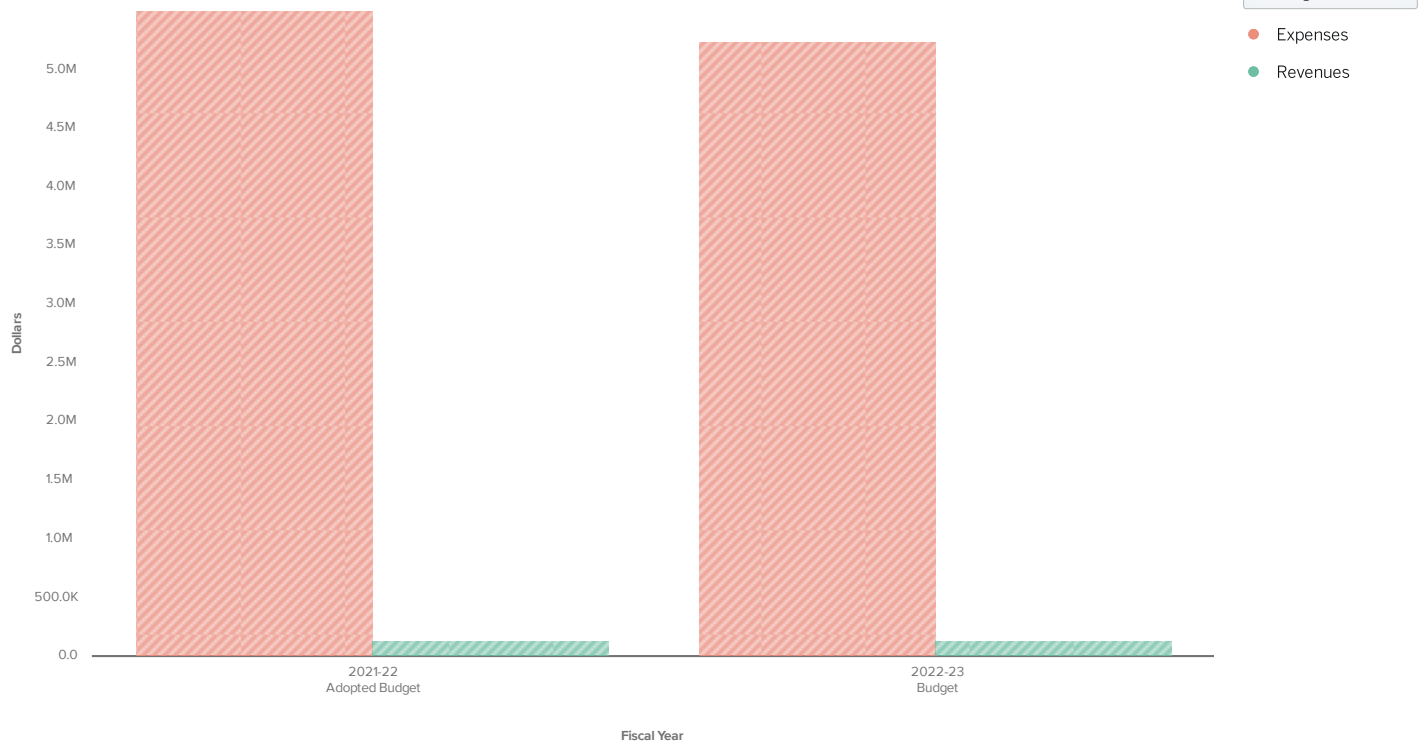
Goals

To provide quality maintenance, custodial, construction and horticulture services in a timely manner in all facilities. Complete or encumber all fy23 capital and non-capital projects. Develop an atmosphere of pride in our division which radiates throughout the County and its employees.



Facilities Revenue vs Expenditure

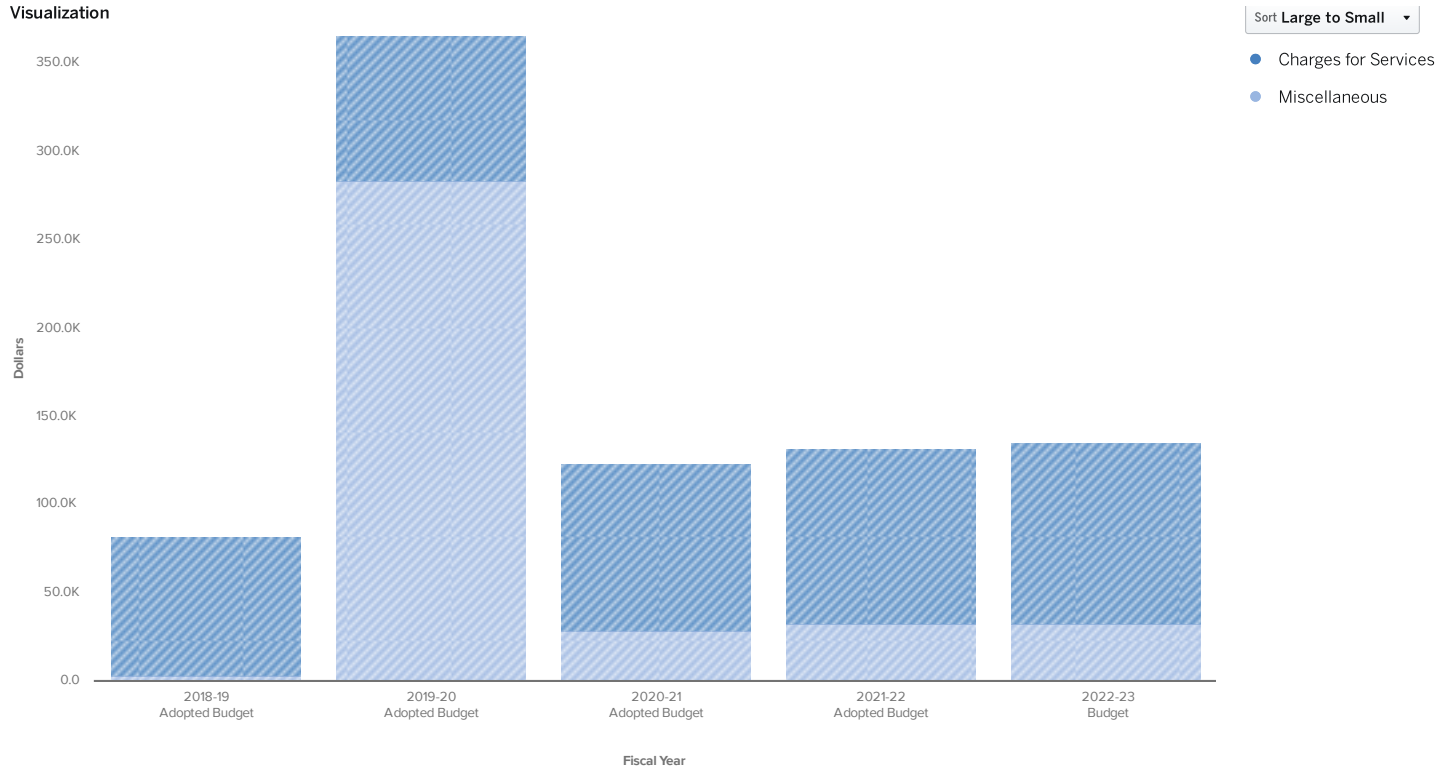
Visualization



Collapse All	2021-22 Adopted Budget	2022-23 Budget
▼ Revenues	\$ 131,812	\$ 135,112
▼ Charges for Services	99,500	102,500
► Other General Government	99,500	102,500
▼ Miscellaneous	32,312	32,612
► Rents and Royalties	32,312	32,612
▼ Expenses	5,493,022	5,236,868
► Operating Expense	2,504,860	2,047,743
► Personnel Services	2,112,162	2,174,578
► Capital Outlay	876,000	959,047
► Transfers	0	55,500
Revenues Less Expenses	\$ -5,361,210	\$ -5,101,756

The Numbers Over Time – Revenues

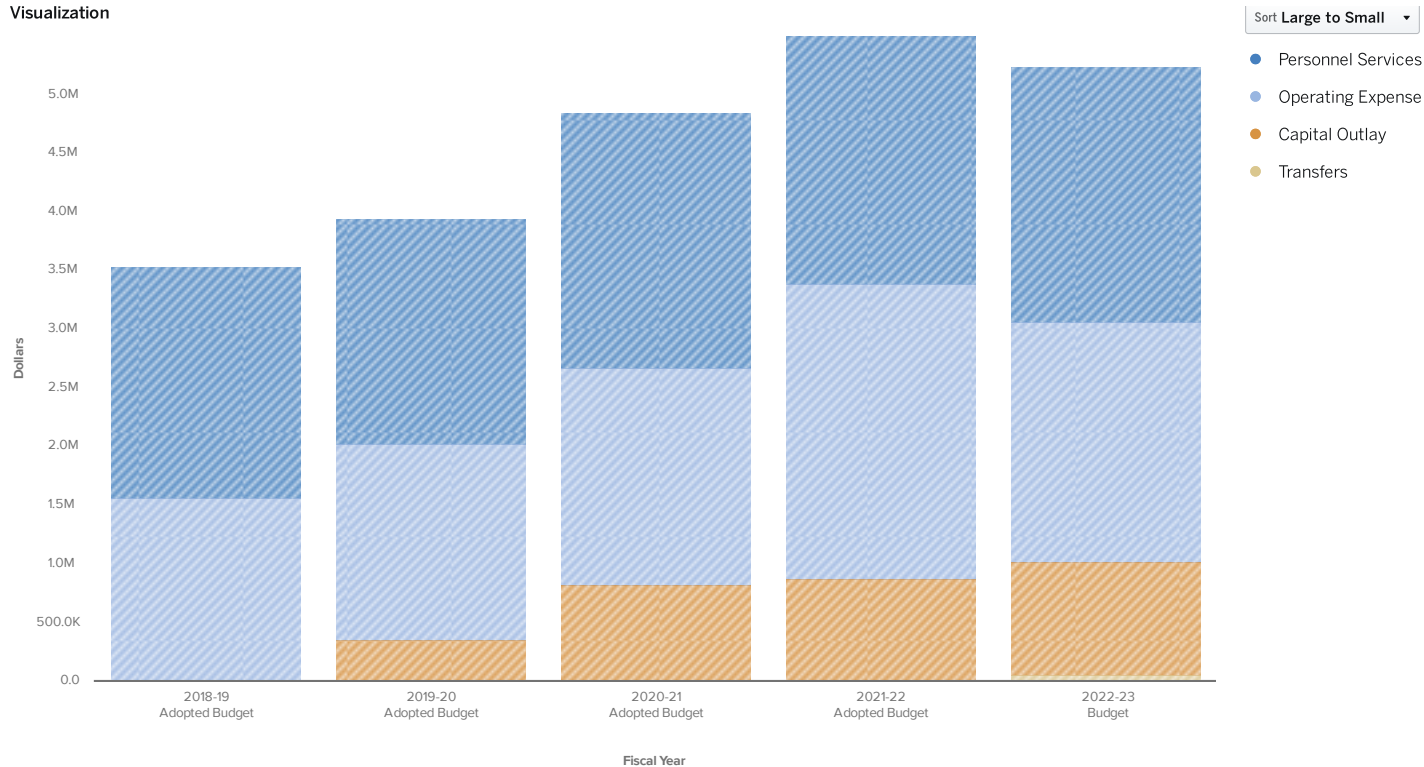
Visualization



Collapse All	2018-19 Adopted Budget	2019-20 Adopted Budget	2020-21 Adopted Budget	2021-22 Adopted Budget	2022-23 Budget
▼ Charges for Services	\$ 79,400	\$ 82,000	\$ 94,783	\$ 99,500	\$ 102,500
▶ Other General Government	79,400	82,000	94,783	99,500	102,500
▶ Miscellaneous	2,754	283,552	28,714	32,312	32,612
Total	\$ 82,154	\$ 365,552	\$ 123,497	\$ 131,812	\$ 135,112

The Numbers Over Time –Expenditures

Visualization

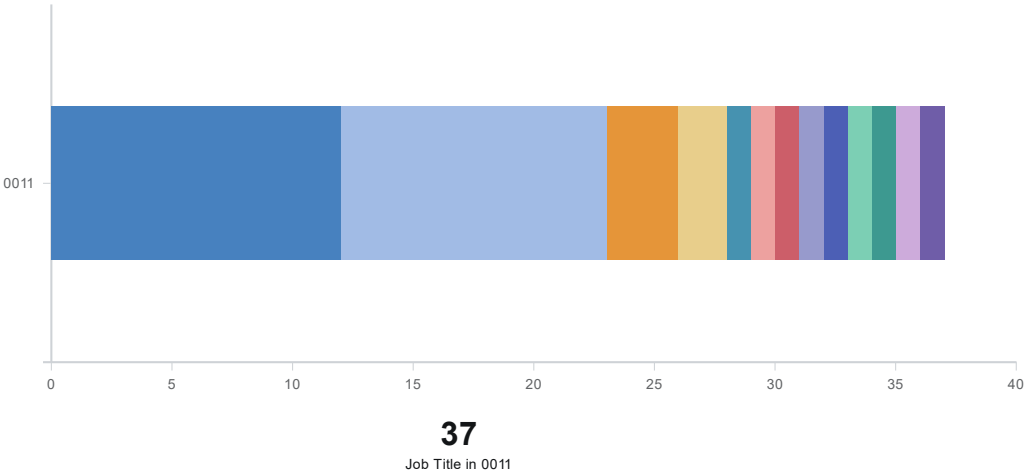


Collapse All	2018-19 Adopted Budget	2019-20 Adopted Budget	2020-21 Adopted Budget	2021-22 Adopted Budget	2022-23 Budget
▼ Personnel Services	\$ 1,980,034	\$ 1,922,427	\$ 2,180,107	\$ 2,112,162	\$ 2,174,578
▶ Salary and Wages	1,267,371	1,212,708	1,407,731	1,343,842	1,396,536
▶ Benefits	712,663	709,719	772,376	768,320	778,041
▼ Operating Expense	1,558,268	1,665,523	1,846,890	2,504,860	2,047,743
▶ Repair and Maintenance	500,542	603,745	677,345	1,255,338	736,175
▶ Utility Services	562,261	551,449	601,773	601,873	616,872
▶ Other Services	139,741	120,005	173,650	120,166	140,101
▶ Other Current Charges	107,615	137,632	134,824	129,389	127,141
▶ Rentals and Leases	106,929	118,929	118,308	121,474	121,322
▶ Operating Supplies	85,455	84,039	85,705	119,476	105,090
▶ Professional Services	16,440	16,524	16,524	110,023	155,110
▶ Insurance	35,485	30,000	35,490	35,371	39,298
▶ Training	900	300	375	8,850	3,734
▶ Office Supplies	2,500	2,500	2,500	2,500	2,500
▶ Travel & Per Diem	300	300	300	300	300
▶ Freight and Postage Svcs	100	100	96	100	100
▼ Capital Outlay	0	355,000	819,996	876,000	959,047
▶ Buildings	0	355,000	720,000	750,000	860,000
▶ Infrastructure	0	0	99,996	100,000	70,000
▶ Machinery and Equipment	0	0	0	26,000	29,047
▶ Transfers	0	0	0	0	55,500
Total	\$ 3,538,302	\$ 3,942,950	\$ 4,846,993	\$ 5,493,022	\$ 5,236,868

Our People – FTE Count

**Allocated FTE - Fund
0011-01701 Facilities**

Data Updated 4 days ago



Allocated FTE - Fund 0011-01701 Facilities

Job Title	0011
Allocated FTE Count	
ADMINISTRATIVE ASSISTANT II	1.00
CUSTODIAN I	11.00
CUSTODIAN II	3.00
CUSTODIAN III	2.00
CUSTODIAN SUPERVISOR	1.00
FACILITIES MAINTENANCE MANAGER	1.00
FINANCE SPECIALIST	1.00
HORTICULTURE TECHNICIAN	1.00
LEAD HORTICULTURE TECHNICIAN	1.00
MAINTENANCE TECHNICIAN I	1.00
MAINTENANCE TECHNICIAN II	12.00
PROJECT COORDINATOR	1.00
PROJECT MANAGER	1.00
ALLOCATED FTE COUNT	37.00



Fiscal Year 2022–2023 Annual Budget

Hernando/Citrus Metropolitan Planning Organization

Metropolitan Planning Organization

Managed by Department of Public Works



HERNANDO/CITRUS METROPOLITAN
PLANNING ORGANIZATION

What We Do

The Hernando Citrus MPO is responsible for transportation planning for both Hernando County and Citrus County. We work with various departments within Hernando and Citrus County to help develop priorities for the region. The MPO team provides guidance to the MPO Board regarding the priorities to ensure we put together the best priority list possible.





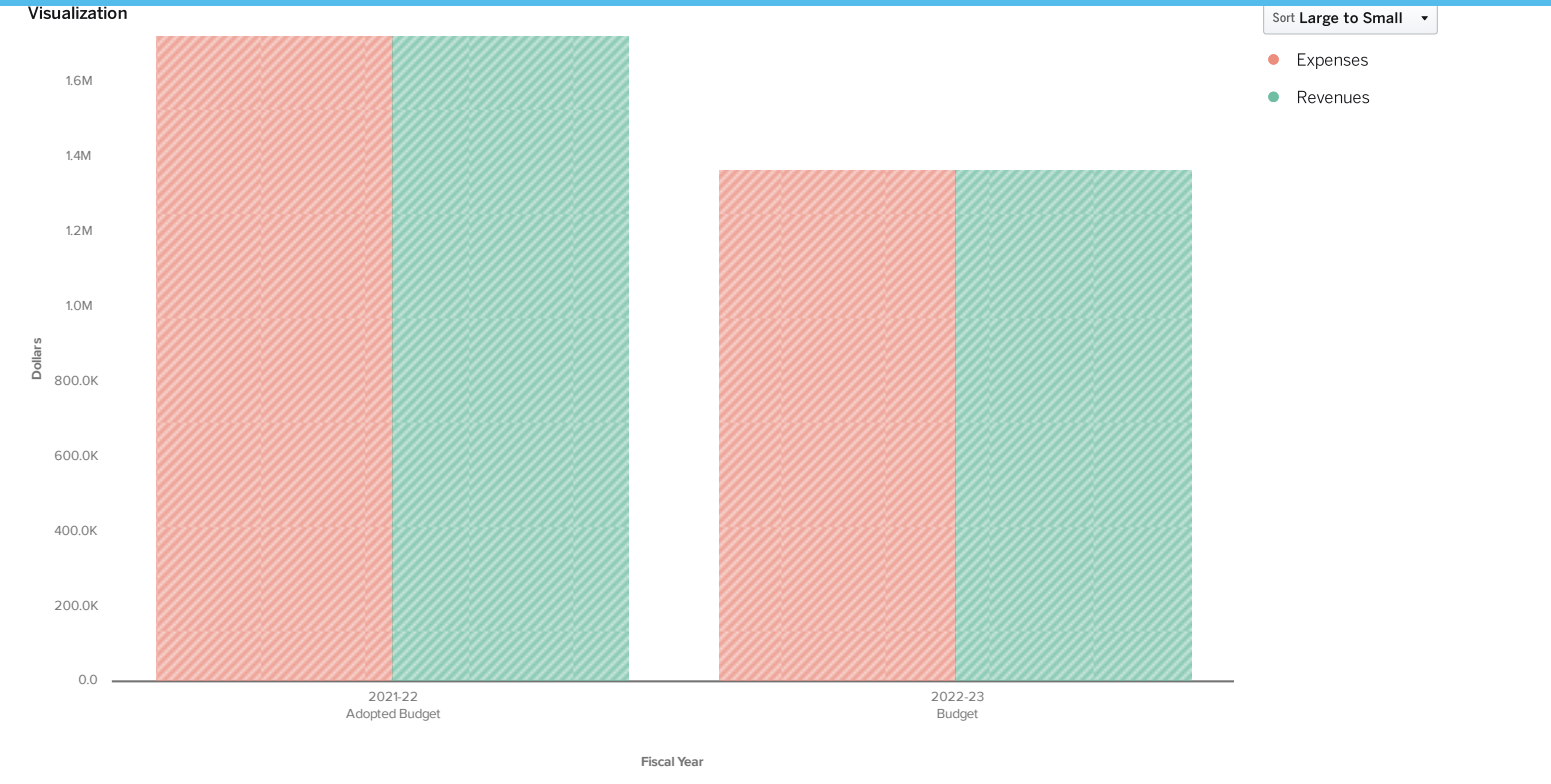
Accomplishments

CMP (Congestion Management), Complete Streets, Crystal River/Turkey Oaks Bypass Study (Phase I), Citrus County COA (Comprehensive Operational Analysis) and Miscellaneous Technical and Planning Support.

Goals

- Begin development of the 2050 Long Range Transportation Plan in FY 2023.
- Perform an ACES (Automated, Connected, Electric and Shared) study, this will be enhanced to include Emerging Mobility for technologies being explored.
- Resilience Study – a study for natural disaster risk reduction.





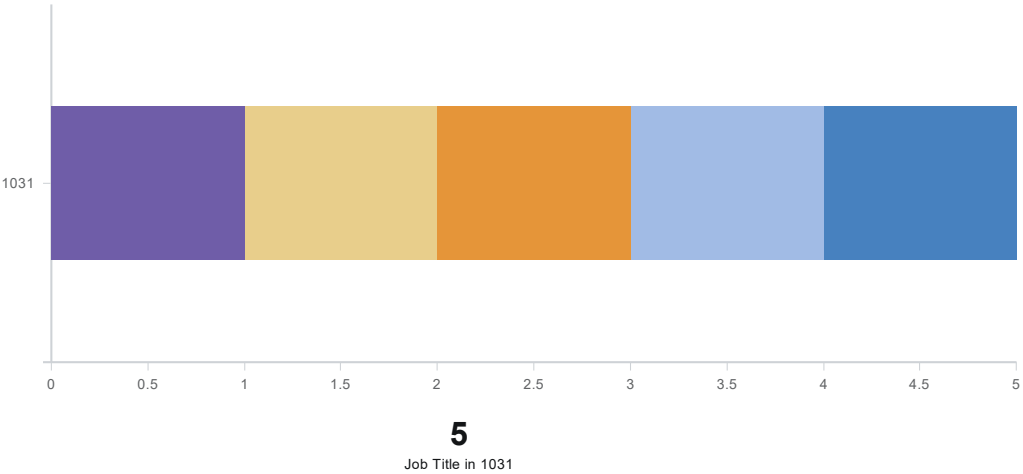
MPO Revenue vs Expense

Collapse All	2021-22 Adopted Budget	2022-23 Budget
Revenues	\$ 1,722,642	\$ 1,366,871
Intergovernmental	1,620,691	1,266,321
Other Sources	99,701	99,800
Transfers	2,250	0
Miscellaneous	0	750
Expenses	1,722,642	1,366,871
Operating Expense	1,074,003	712,791
Personnel Services	531,706	516,704
Budget Reserves	91,933	97,876
Capital Outlay	25,000	32,000
Transfers	0	7,500
Revenues Less Expenses	\$ 0	\$ 0

Our People – FTE Count

Allocated FTE - Fund 1031

Data Updated 4 days ago



Allocated FTE - Fund 1031

Job Title	1031
Allocated FTE Count	
ADMINISTRATIVE ASSISTANT III	1.00
FINANCIAL OPERATIONS ASSISTANT	1.00
METROPOLITAN PLANNING ORGANIZATION EXECUTIVE DIRECTOR	1.00
TRANSPORTATION PLANNER II	1.00
TRANSPORTATION PLANNER III	1.00
ALLOCATED FTE COUNT	5.00



Fiscal Year 2022-2023 Annual Budget

Building Department and Unsafe Building Program



What We Do

The Hernando County Building Department is to promote health, safety, and welfare of the residents of Hernando County through efficient and effective implementation of building codes and County regulations.

Permitting: Receives applications, processes the applications through the proper departments for reviews, issues permit once all reviews and necessary documentation has been received.

Plan Review: Reviews applications, blueprints, and various construction documents for compliance with the current Florida Building Code and any applicable local ordinances.

Inspections: Performs various inspection types, based on the type of permit.

Contractor Licensing: Receives applications, and registers contractors. Receives and investigates complaints for licensed and unlicensed activity, as well as unsafe structure complaints.

Records: Digitize paper construction documents. Maintain records and provide customers with requested record documentation.




Accomplishments

- Implementation of virtual inspection services.
- Enhancements and additions to our online permitting portal for self-issuance of certain permit types.
- Addition of front lobby customer service concierge to provide immediate assistance.
- Performed 55,849 inspections for fiscal year 2021.
- Issued 19,575 permits for fiscal year 2021.



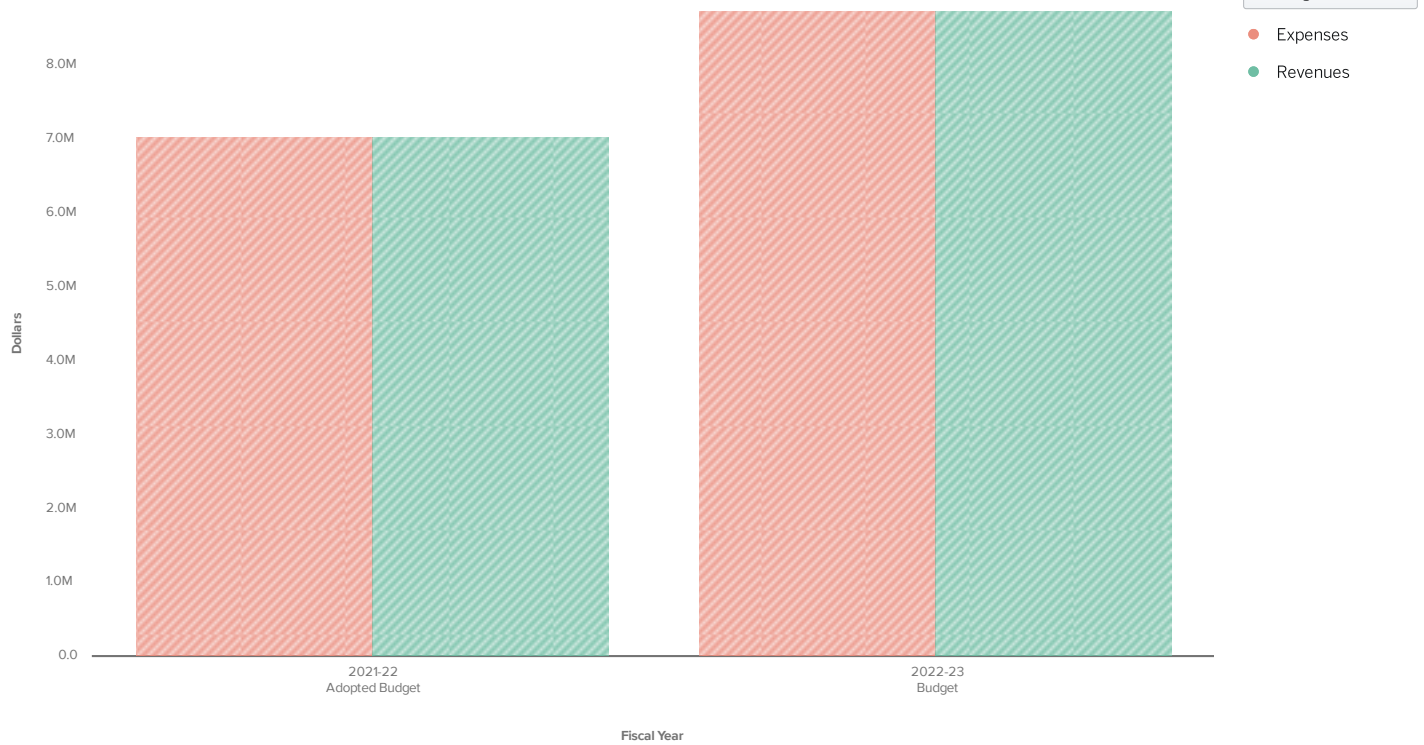
Goals

- Provide exceptional customer service to all.
- Return voicemails and emails within the shortest time frame possible.
- Ensure plan review is meeting the Florida Statutory requirements for the timeframe allotted for each type of permit.
- Implement the new Invoice Cloud so customers can pay for their permits faster without additional wait time.
- Implement new permitting software.



Building Revenue vs Expense

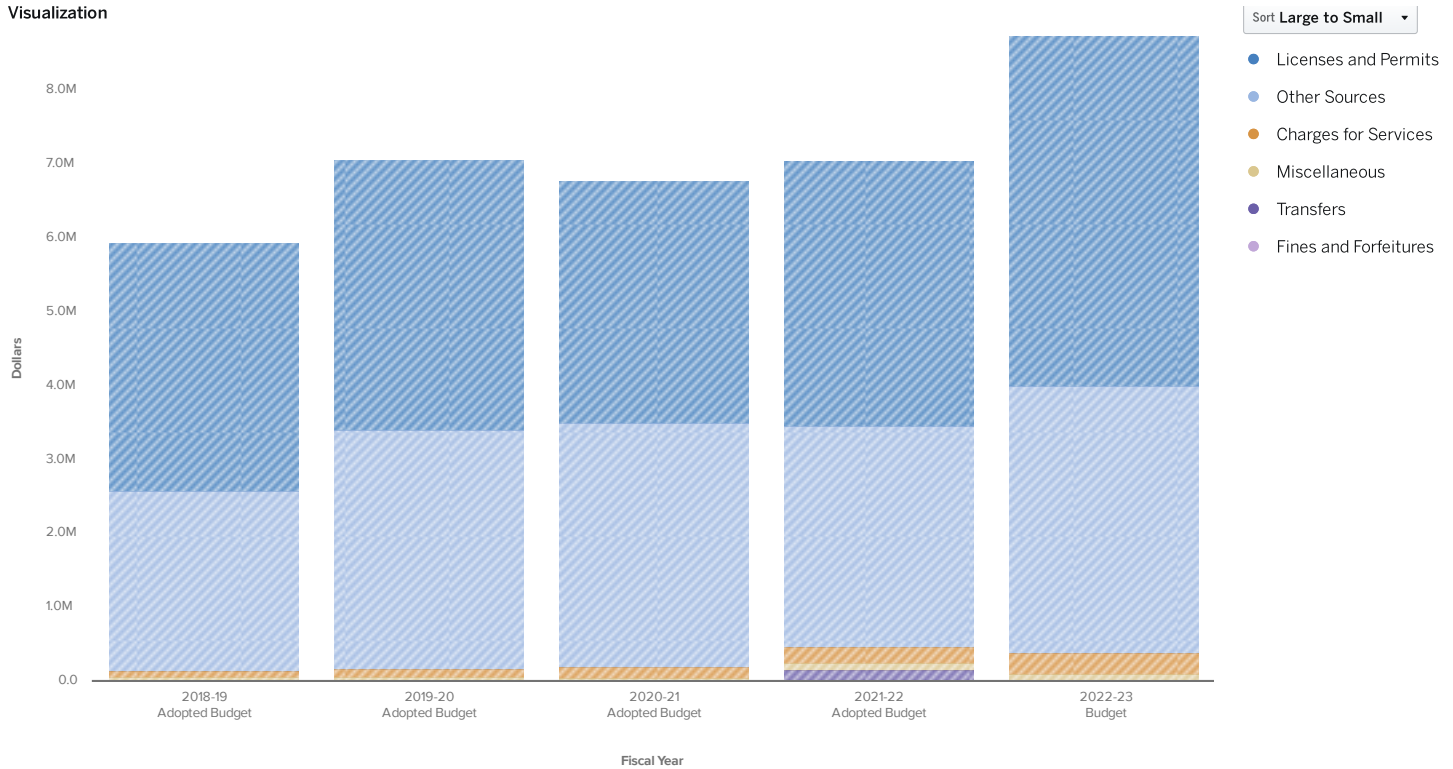
Visualization



Collapse All	2021-22 Adopted Budget	2022-23 Budget
▼ Revenues	\$ 7,055,121	\$ 8,739,750
▶ Licenses and Permits	3,584,806	4,731,448
▶ Other Sources	3,001,526	3,624,833
▶ Charges for Services	222,000	287,859
▶ Miscellaneous	88,800	95,110
▶ Transfers	157,989	0
▶ Fines and Forfeitures	0	500
▼ Expenses	7,055,121	8,739,750
▶ Personnel Services	3,434,517	3,574,956
▶ Budget Reserves	1,802,567	2,494,193
▶ Operating Expense	1,728,897	2,399,701
▶ Capital Outlay	26,000	201,000
▶ Transfers	63,140	69,900
Revenues Less Expenses	\$ 0	\$ 0

The Numbers Over Time – Revenues

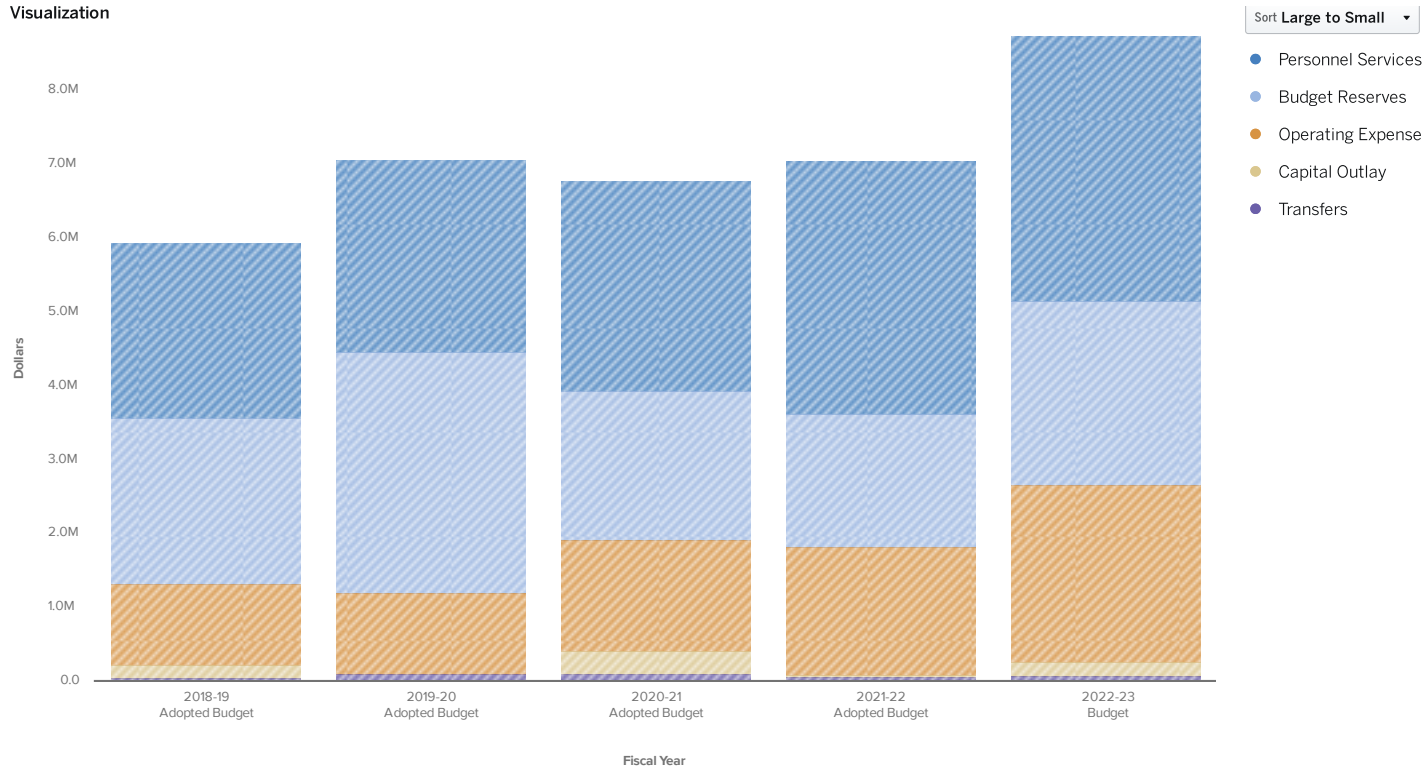
Visualization



Collapse All	2018-19 Adopted Budget	2019-20 Adopted Budget	2020-21 Adopted Budget	2021-22 Adopted Budget	2022-23 Budget
► Licenses and Permits	\$ 3,368,143	\$ 3,648,000	\$ 3,283,199	\$ 3,584,806	\$ 4,731,448
▼ Other Sources	2,440,127	3,250,243	3,299,352	3,001,526	3,624,833
► Balance Forward Cash	2,440,127	3,250,243	3,299,352	3,001,526	3,624,833
► Charges for Services	81,100	100,957	161,566	222,000	287,859
► Miscellaneous	61,183	61,183	42,573	88,800	95,110
► Transfers	0	0	0	157,989	0
► Fines and Forfeitures	0	0	0	0	500
Total	\$ 5,950,553	\$ 7,060,383	\$ 6,786,690	\$ 7,055,121	\$ 8,739,750

The Numbers Over Time – Expenses

Visualization

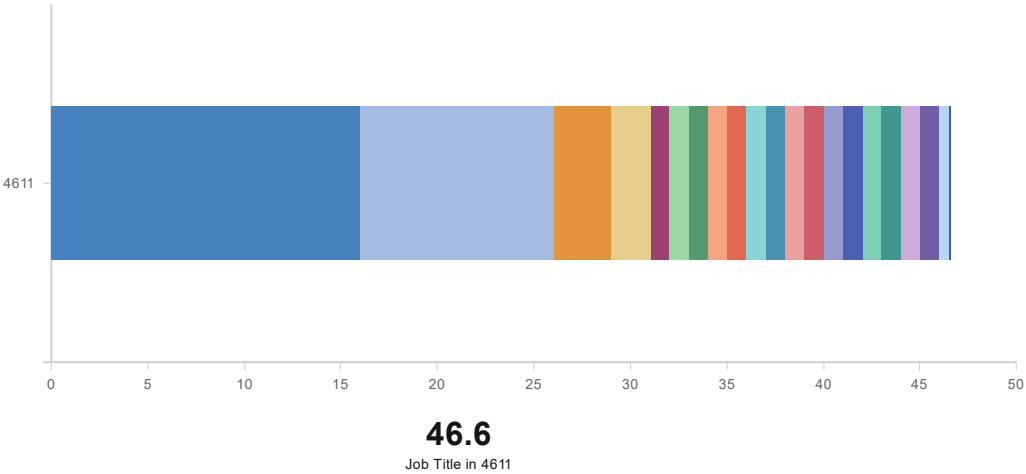


Collapse All	2018-19 Adopted Budget	2019-20 Adopted Budget	2020-21 Adopted Budget	2021-22 Adopted Budget	2022-23 Budget
▼ Personnel Services	\$ 2,381,408	\$ 2,585,698	\$ 2,857,363	\$ 3,434,517	\$ 3,574,956
▶ Salary and Wages	1,591,233	1,712,322	1,943,258	2,219,356	2,348,277
▶ Benefits	790,175	873,376	914,105	1,215,161	1,226,679
▼ Budget Reserves	2,240,643	3,279,224	2,014,715	1,802,567	2,494,193
▶ Reserves	2,240,643	3,279,224	2,014,715	1,802,567	2,494,193
▼ Operating Expense	1,106,192	1,095,141	1,504,554	1,728,897	2,399,701
▶ Other Current Charges	528,108	520,048	515,223	579,929	896,791
▶ Other Services	257,378	173,980	299,375	600,875	617,689
▶ Operating Supplies	56,330	57,275	53,775	182,265	476,427
▶ Repair and Maintenance	57,060	105,136	349,253	99,988	127,304
▶ Insurance	105,676	126,454	135,559	142,339	141,744
▶ Utility Services	27,600	27,600	28,200	40,200	41,004
▶ Professional Services	20,050	21,778	25,262	23,171	28,334
▶ Office Supplies	19,000	23,500	26,397	17,000	17,000
▶ Training	12,500	15,886	27,950	13,300	16,100
▶ Books/Memberships	5,000	3,500	20,895	7,080	12,600
▶ Freight and Postage Svcs	8,550	8,500	8,550	8,550	8,550
▶ Travel & Per Diem	3,100	4,100	6,095	6,100	8,100
▶ Rentals and Leases	3,840	3,884	4,519	4,600	4,528
▶ Printing and Binding	2,000	3,500	3,501	3,500	3,530
▶ Capital Outlay	177,200	0	307,008	26,000	201,000
▼ Transfers	45,110	100,320	103,050	63,140	69,900
▶ Transfers - Between Funds	45,110	46,800	49,530	63,140	69,900
▶ Transfers - Same Fund	0	53,520	53,520	0	0
Total	\$ 5,950,553	\$ 7,060,383	\$ 6,786,690	\$ 7,055,121	\$ 8,739,750

Our People – FTE Count

Allocation FTE - Fund 4611

Data Updated 4 days ago



Allocation FTE - Fund 4611

Job Title	4611
Allocated FTE Count	
ACCOUNTING CLERK II	1.00
ACCOUNTING CLERK III	1.00
BUILDING OFFICIAL	1.00
CLERK II	2.00
CUSTOMER CARE SPECIALIST	1.00
CUSTOMER SERVICE TECHNICIAN II	1.00
DEPUTY BUILDING OFFICIAL	1.00
DEPUTY COUNTY ADMINISTRATOR	0.10
DEVELOPMENT OPERATIONS MANAGER	1.00
DEVELOPMENT SERVICES DIRECTOR	0.50
DUAL CERT INSP/PL EX- I	1.00
FIELD INVESTIGATOR	3.00
FIELD INVESTIGATOR SUPERVISOR	1.00
FIELD OPERATIONS MANAGER	1.00
FINANCE SUPERVISOR	1.00
INSPECTOR/PLANS EXAMINER	16.00
LEAD PERMIT COORDINATOR	1.00
OPERATIONS SUPPORT SPECIALIST	1.00
PERMIT COORDINATOR	10.00
PERMIT SUPERVISOR	1.00
SINGLE TRADE INSP-ELE	1.00
ALLOCATED FTE COUNT	46.60



Fiscal Year 2022–2023 Annual Budget

Zoning Division



Mapping the Future

What We Do

The Zoning Division administers the county's zoning codes, reviews site plans for residential and commercial building and zoning permits and provides zoning information to the public.



Accomplishments

- Added 3 Planning and Zoning Technicians allowing for the processing time of permits to be reduced.
- Re-Classified Site Plan Review Coordinator II to a Planner I position to better reflect workload and responsibility of position.
- Zoning Manager received certification in Floodplain Management

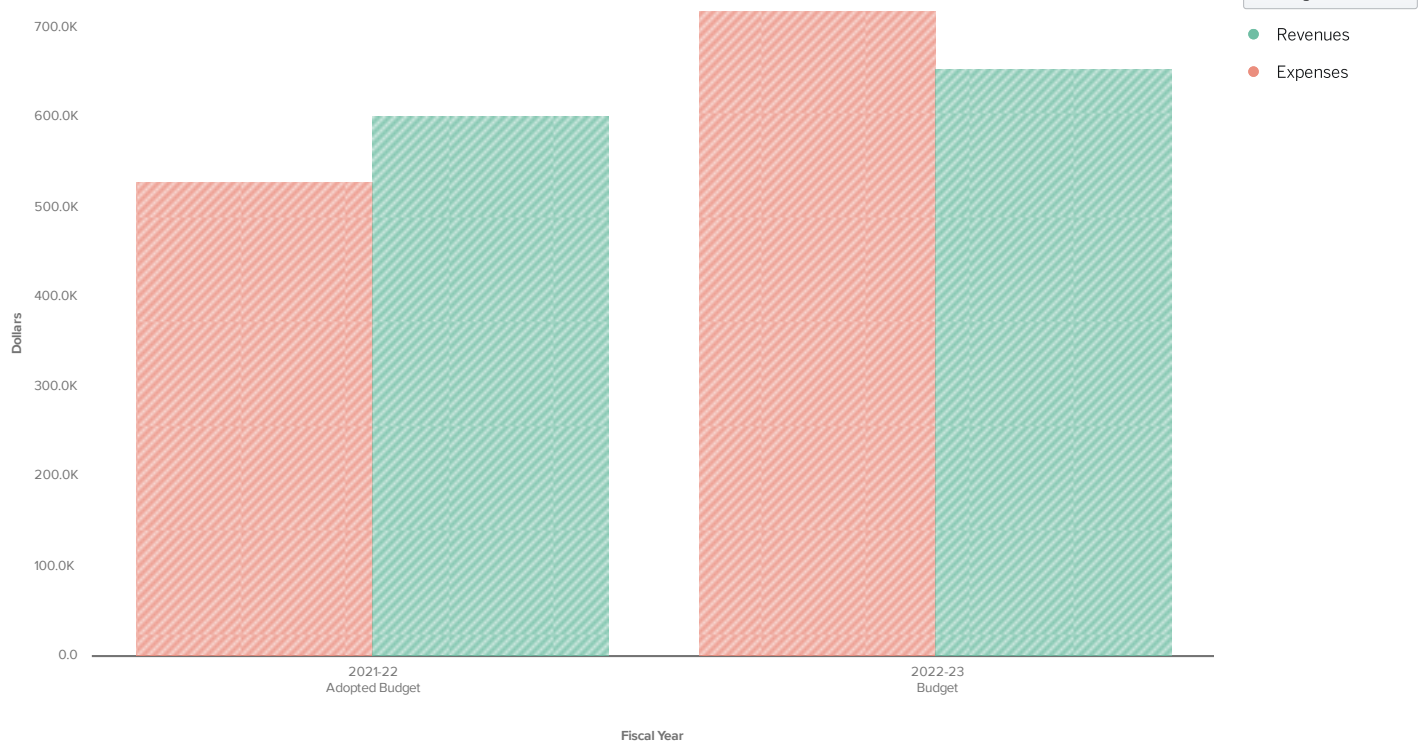
Goals

- Increase staff proficiency in floodplain review, allowing two personnel to obtain certification in Floodplain Management
- Increase cross-training between zoning and planning divisions to increase efficiencies in divisions and create cohesion among staff.
- Implement Land Use Software for greater efficiencies and reliability of permitting processes.



Zoning Revenue vs Expenditure

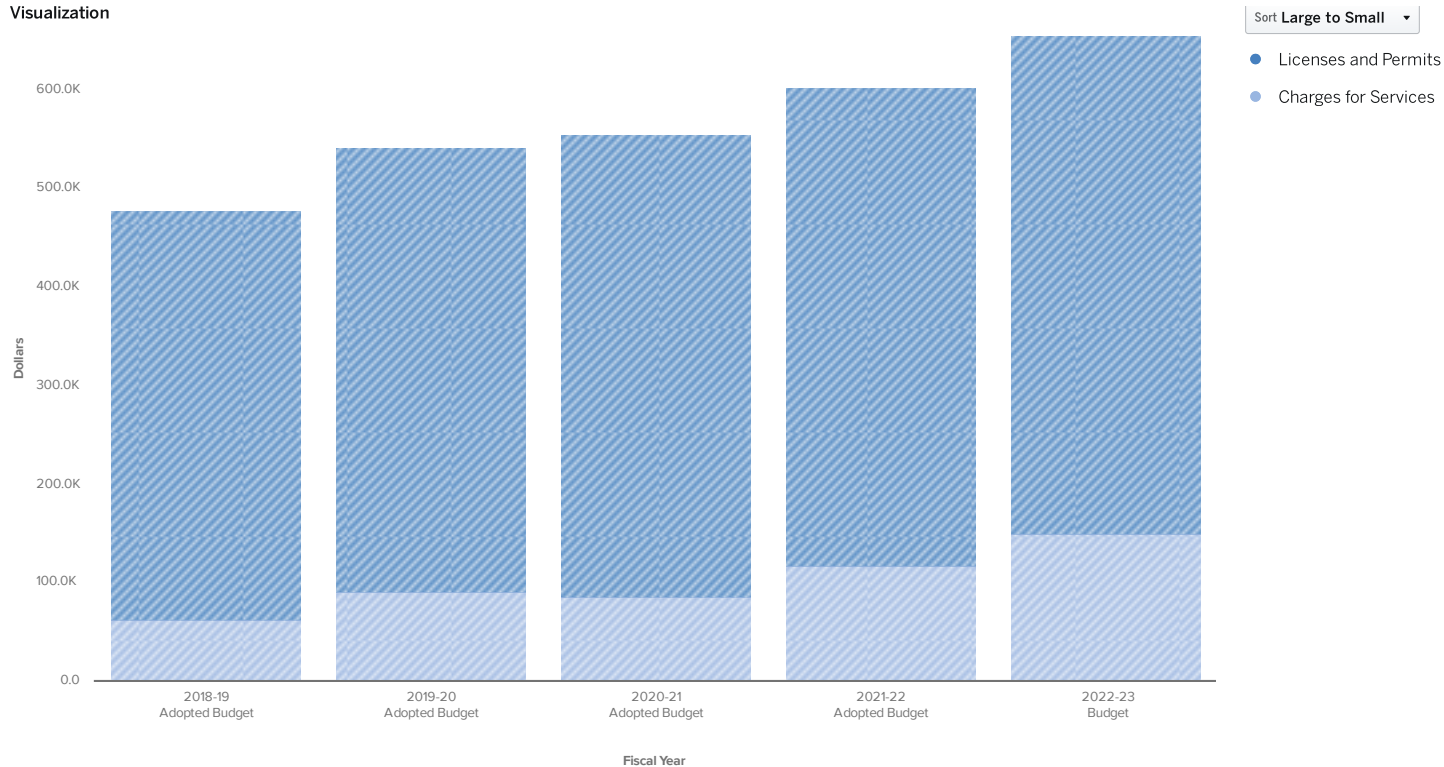
Visualization



Collapse All	2021-22 Adopted Budget	2022-23 Budget
▼ Revenues	\$ 602,493	\$ 654,493
► Licenses and Permits	484,943	504,943
► Charges for Services	117,550	149,550
▼ Expenses	528,349	718,519
► Personnel Services	455,976	568,667
► Operating Expense	72,373	136,915
► Transfers	0	12,938
Revenues Less Expenses	\$ 74,144	\$ -64,026

The Numbers Over Time – Revenues

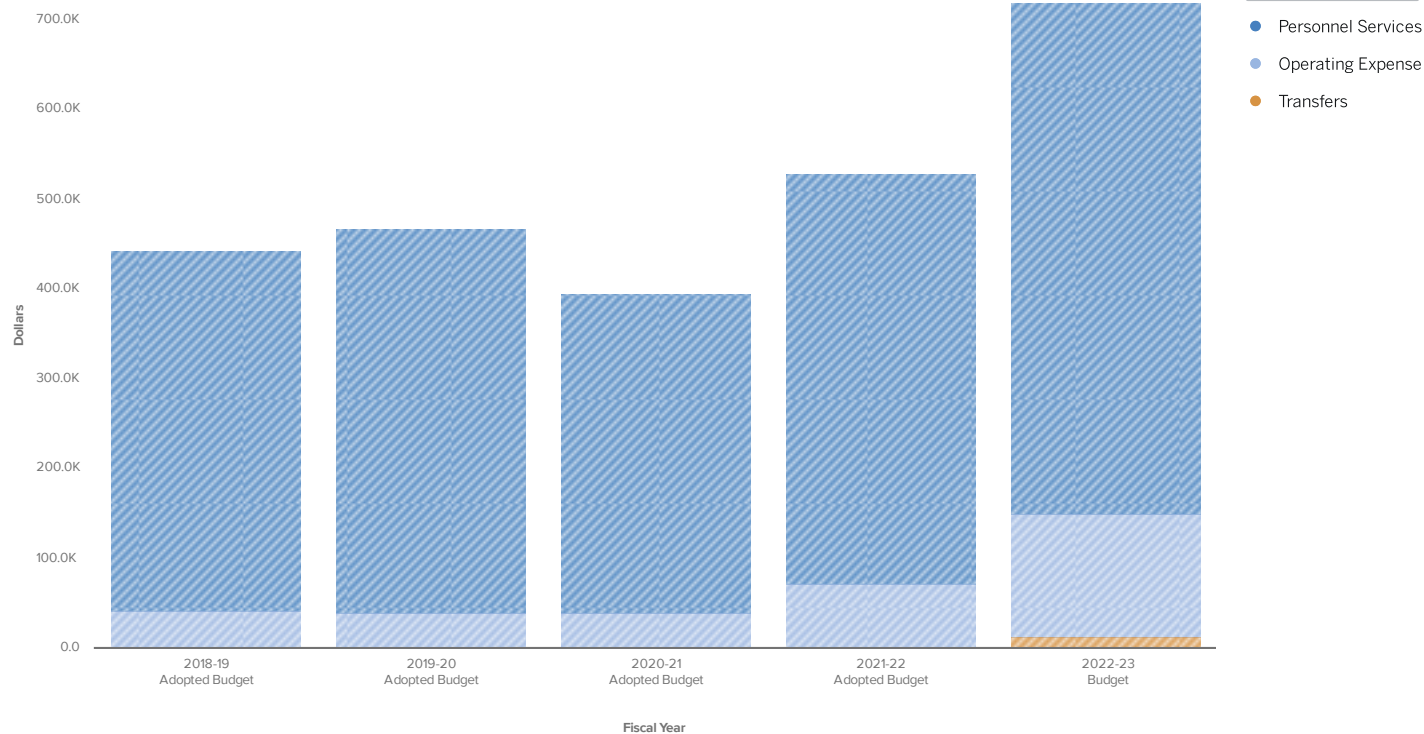
Visualization



Expand All	2018-19 Adopted Budget	2019-20 Adopted Budget	2020-21 Adopted Budget	2021-22 Adopted Budget	2022-23 Budget
► Licenses and Permits	\$ 415,000	\$ 450,000	\$ 469,000	\$ 484,943	\$ 504,943
► Charges for Services	62,550	91,050	85,550	117,550	149,550
Total	\$ 477,550	\$ 541,050	\$ 554,550	\$ 602,493	\$ 654,493

The Numbers Over Time – Expenditures

Visualization

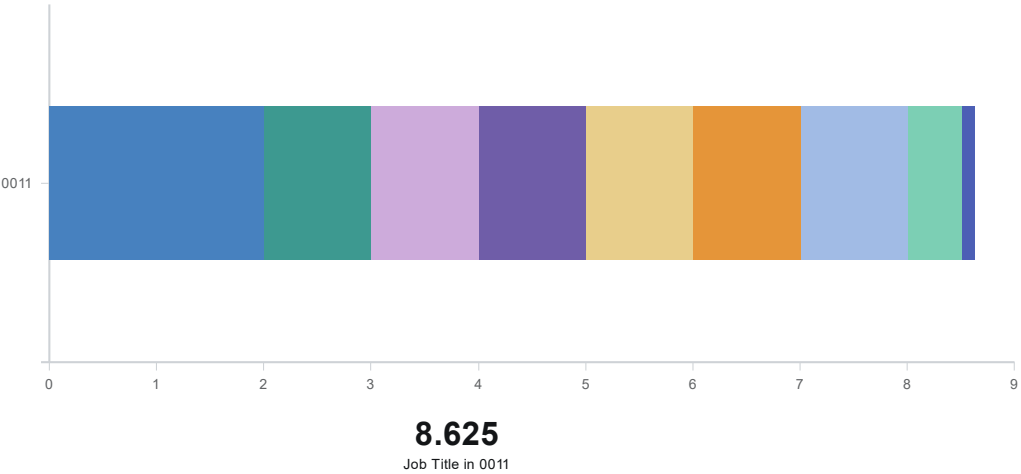


Expand All	2018-19 Adopted Budget	2019-20 Adopted Budget	2020-21 Adopted Budget	2021-22 Adopted Budget	2022-23 Budget
▶ Personnel Services	\$ 400,761	\$ 427,933	\$ 356,108	\$ 455,976	\$ 568,667
▶ Operating Expense	41,852	39,082	39,237	72,373	136,915
▶ Transfers	0	0	0	0	12,938
Total	\$ 442,613	\$ 467,015	\$ 395,345	\$ 528,349	\$ 718,519

Our People – FTE Count

**Allocated FTE - Fund
0011-03913 Zoning**

Data Updated 4 days ago




Allocated FTE - Fund 0011-03913 Zoning

Job Title	0011
Allocated FTE Count	
ADMINISTRATIVE ASSISTANT III	1.00
DEVELOPMENT SERVICES DIRECTOR	0.13
PLANNER I	1.00
PLANNING AND ZONING TECHNICIAN	2.00
ZONING AND CUSTOMER CARE TECHNICIAN	1.00
ZONING COORDINATOR	1.00
ZONING INSPECTOR	1.00
ZONING MANAGER	0.50
ZONING TECHNICIAN I	1.00
ALLOCATED FTE COUNT	8.63



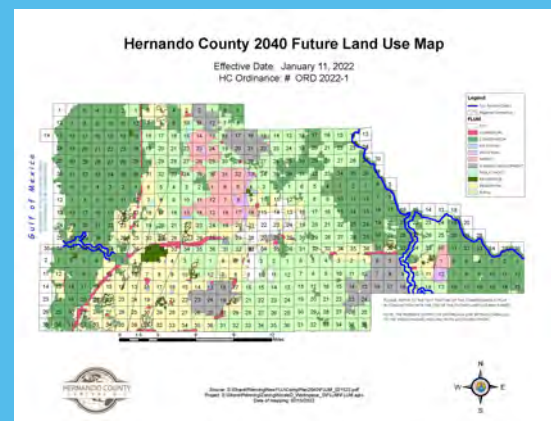
Fiscal Year 2022–2023 Annual Budget

Planning Division



What We Do

The Planning Division plans for future needs of the County created by growth. This is accomplished through the County's adopted Comprehensive Plan and efficient, effective application of land development review processes and permitting activities.

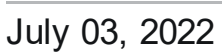


Accomplishments

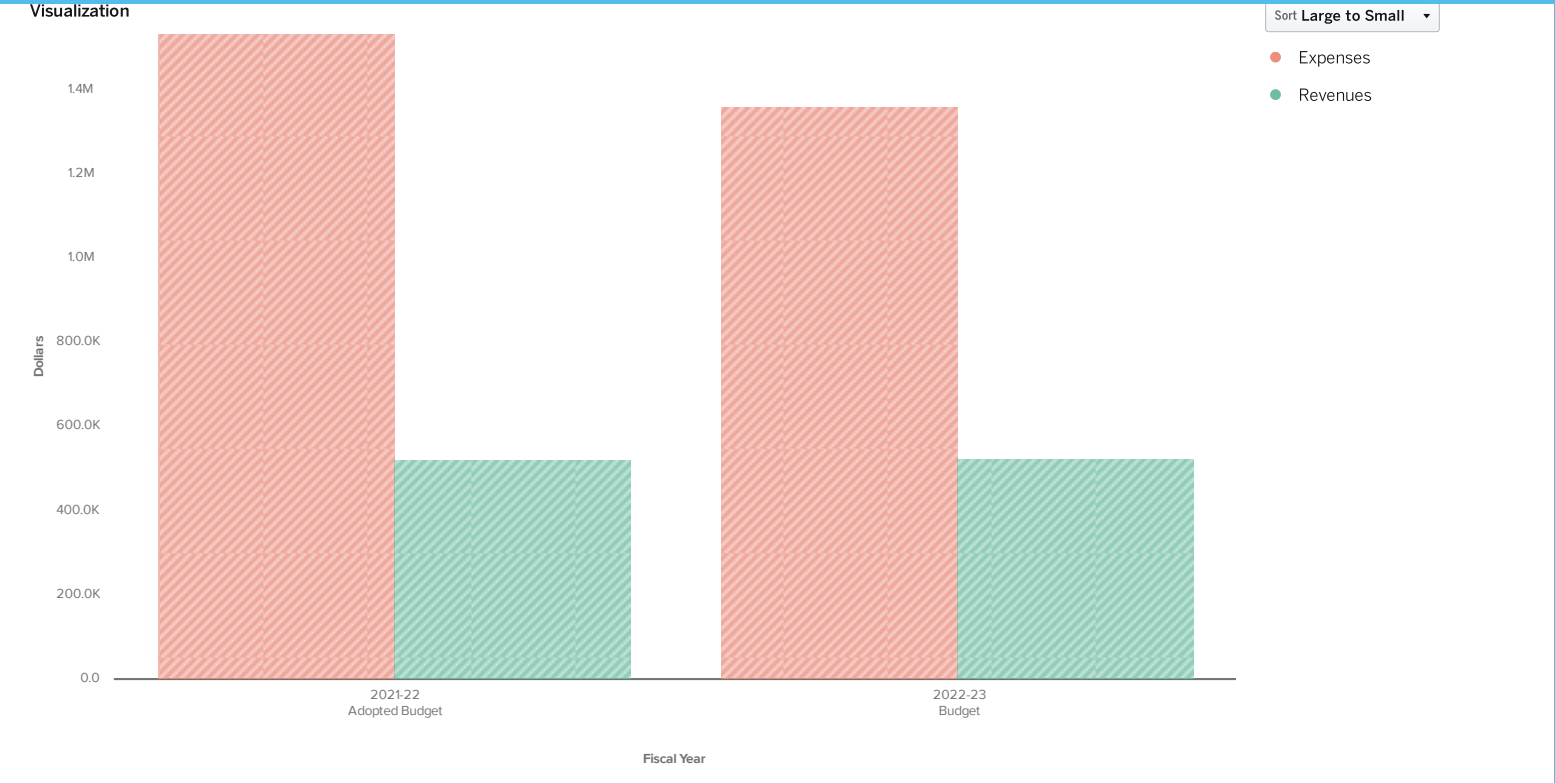
Updated Comprehensive Plan to address property rights requirements in accordance with Florida State Statutes, incorporated language to allow commercial development for conservation properties along main commercial corridors and created strategies to allow for greater review and determination of compatibility for new development in the County. Adopted the Lake Hideaway Development Agreement and associated master plan and began working on the Sunrise Development Agreement and DRI abandonment. Created interlocal agreement with Community Development Districts to transfer properties escheated to the County to their ownership.

Goals

- Implement Land Use Software for greater efficiencies and reliability of planning processes.
- Completion of scanning of permanent land use record data and incorporation into land use platform.
- Continue cross-training planning and zoning staff to increase customer service, provide opportunities for staff growth and development and reduce lag in customer responses.
- Develop strategies for the allowance of tiny homes within the County.
- Develop South Brooksville Community Redevelopment Area.



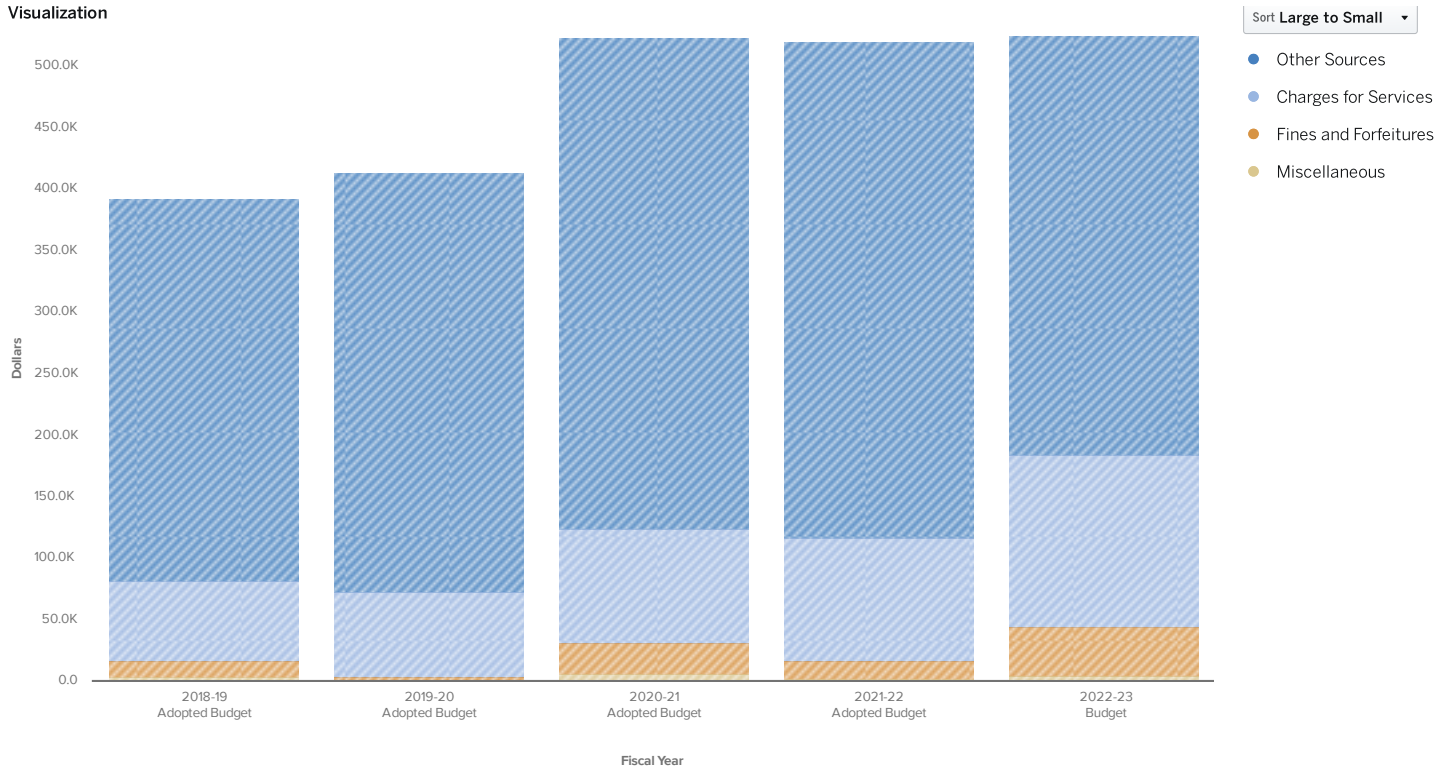
Planning Revenue vs Expenditure



Collapse All	2021-22 Adopted Budget		2022-23 Budget
▼ Revenues	\$ 520,400		\$ 524,620
▶ Other Sources	403,500		340,420
▶ Charges for Services	100,000		140,000
▶ Fines and Forfeitures	15,000		40,000
▶ Miscellaneous	1,900		4,200
▼ Expenses	1,531,788		1,361,502
▶ Personnel Services	748,270		749,194
▶ Budget Reserves	337,601		378,074
▶ Operating Expense	212,928		222,347
▶ Transfers	232,989		11,888
Revenues Less Expenses	\$ -1,011,388		\$ -836,882

The Numbers Over Time – Revenues

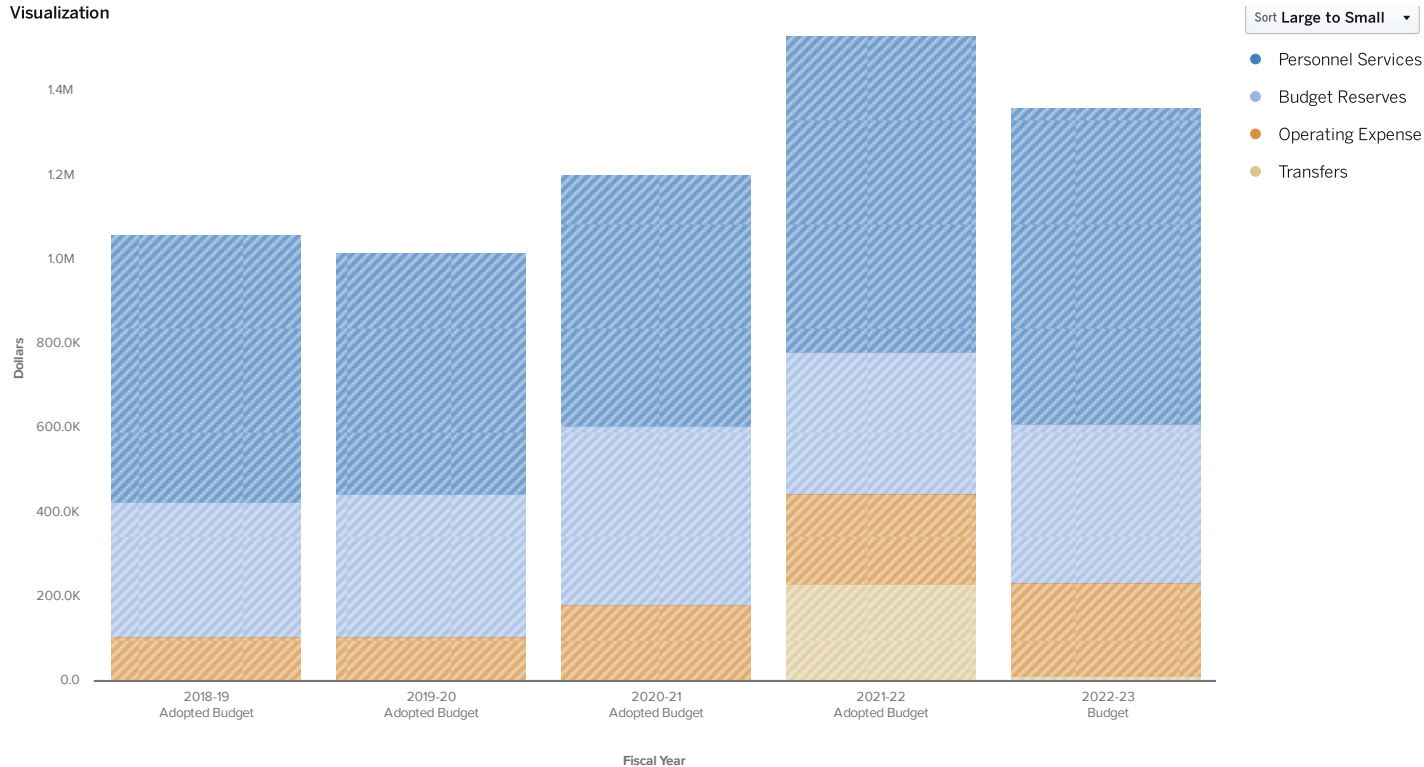
Visualization



Collapse All	2018-19 Adopted Budget	2019-20 Adopted Budget	2020-21 Adopted Budget	2021-22 Adopted Budget	2022-23 Budget
▼ Other Sources	\$ 310,498	\$ 341,000	\$ 399,996	\$ 403,500	\$ 340,420
▶ Balance Forward Cash	310,498	341,000	399,996	403,500	340,420
▼ Charges for Services	65,000	70,000	93,000	100,000	140,000
▶ Other General Government	65,000	70,000	93,000	100,000	140,000
▼ Fines and Forfeitures	14,250	2,000	24,996	15,000	40,000
▶ Local Ordinance Violations	14,250	2,000	24,996	15,000	40,000
▼ Miscellaneous	3,000	1,000	6,098	1,900	4,200
▶ Interest and Other Earnings	2,000	0	4,499	0	3,000
▶ Other Miscellaneous	1,000	1,000	1,599	1,900	1,200
Total	\$ 392,748	\$ 414,000	\$ 524,090	\$ 520,400	\$ 524,620

The Numbers Over Time –Expenditures

Visualization

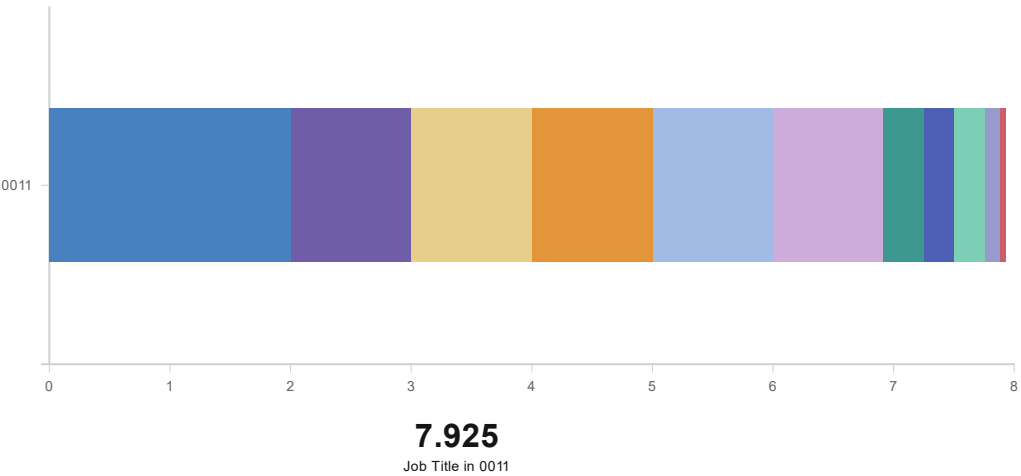


Collapse All	2018-19 Adopted Budget	2019-20 Adopted Budget	2020-21 Adopted Budget	2021-22 Adopted Budget	2022-23 Budget
▼ Personnel Services	\$ 632,385	\$ 573,222	\$ 596,719	\$ 748,270	\$ 749,194
▶ Salary and Wages	449,214	405,133	421,849	521,046	524,872
▶ Benefits	183,171	168,089	174,870	227,224	224,322
▼ Budget Reserves	322,625	338,894	423,560	337,601	378,074
▶ Reserves	322,625	338,894	423,560	337,601	378,074
▼ Operating Expense	105,309	105,269	183,228	212,928	222,347
▶ Other Services	57,675	60,904	62,466	64,365	61,745
▶ Rentals and Leases	1,392	1,428	76,427	47,736	48,892
▶ Operating Supplies	2,777	780	1,200	53,680	40,226
▶ Other Current Charges	13,410	13,777	13,859	14,897	11,775
▶ Professional Services	5,000	5,000	5,000	5,000	25,000
▶ Repair and Maintenance	4,340	3,780	6,100	6,400	8,900
▶ Freight and Postage Svcs	2,200	3,500	3,802	5,000	10,200
▶ Printing and Binding	4,000	4,000	3,000	5,000	6,200
▶ Office Supplies	5,500	4,500	3,500	3,500	3,500
▶ Insurance	3,657	3,700	4,168	4,180	3,109
▶ Travel & Per Diem	3,300	2,100	2,096	1,600	1,200
▶ Training	1,000	1,000	800	800	800
▶ Books/Memberships	1,058	800	810	770	800
▼ Transfers	0	0	0	232,989	11,888
▶ Transfers - Between Funds	0	0	0	232,989	11,888
Total	\$ 1,060,319	\$ 1,017,385	\$ 1,203,507	\$ 1,531,788	\$ 1,361,502

Our People – FTE Count

**Allocated FTE - Fund
0011-01751 Planning**

Data Updated 4 days ago



Allocated FTE - Fund 0011-01751 Planning

Job Title	0011
Allocated FTE Count	
ACCOUNTING CLERK III	0.35
ADMINISTRATIVE ASSISTANT III	1.00
DEVELOPMENT SERVICES DIRECTOR	0.13
FINANCE SPECIALIST	0.25
LEAD ENVIRONMENTAL PLANNER	1.00
OPERATIONS SUPPORT SUPERVISOR	0.25
PLANNER II	2.00
PLANNING ADMINISTRATOR	0.90
PLANNING AND ZONING TECHNICIAN	1.00
SENIOR PLANNER	1.00
TRANSIT COORDINATOR	0.05
ALLOCATED FTE COUNT	7.93



Fiscal Year 2022–2023 Annual Budget

Code Enforcement

What We Do

Hernando County realizes the need to enforce property maintenance standards and zoning regulations to ensure a reasonable quality of life for its residents. We strive to lower the number of public nuisances and unsafe conditions by working with our citizens.



Code Enforcement is the prevention, detection, investigation, and enforcement of violations of statutes or ordinances regulating public health, safety, and welfare, public works, business activities and consumer protection, building standards, land-use, or municipal affairs.

Hernando County Government's Code Enforcement Department enforces ordinances to prevent or correct violations that could cause problem to the public's health, safety, and welfare.

Code Enforcement handles the processing of Permanent Alcoholic Beverage Licenses and Temporary Sign Permits.

Accomplishments

Code Enforcement has achieved the addition of a new officer. We increased the manning level to 5 officers to improve proactive efforts, including targeted sweeps to improve notice and abatement procedures for a higher rate of voluntary compliance.

We have successfully transitioned into the Public Nuisance Assessment process verses the Public Nuisance Lien process for abated properties.

Goals

We will be adding two new watering officers to our team to enforce the watering restrictions throughout the county.

Begin online payments using the invoice cloud software.

Implement a new software program for Case maintenance.



DID YOU KNOW?

Hernando County has an ordinance that prohibits the height of grass and weeds over 18 inches

WHY?

Tall grass and weeds promote habitation of undesired rodents living on your property

HernandoCounty.us

#CodeEnforcementCares



DID YOU KNOW?

Hernando County has an ordinance prohibiting the storage of inoperable vehicles in view of the road

WHY?

To reduce the visibility of the amount of vehicles that cannot be operated on public roads

HernandoCounty.us

#CodeEnforcementCares



DID YOU KNOW?

Hernando County has an ordinance prohibiting the accumulation of trash and debris on someone's property

WHY?

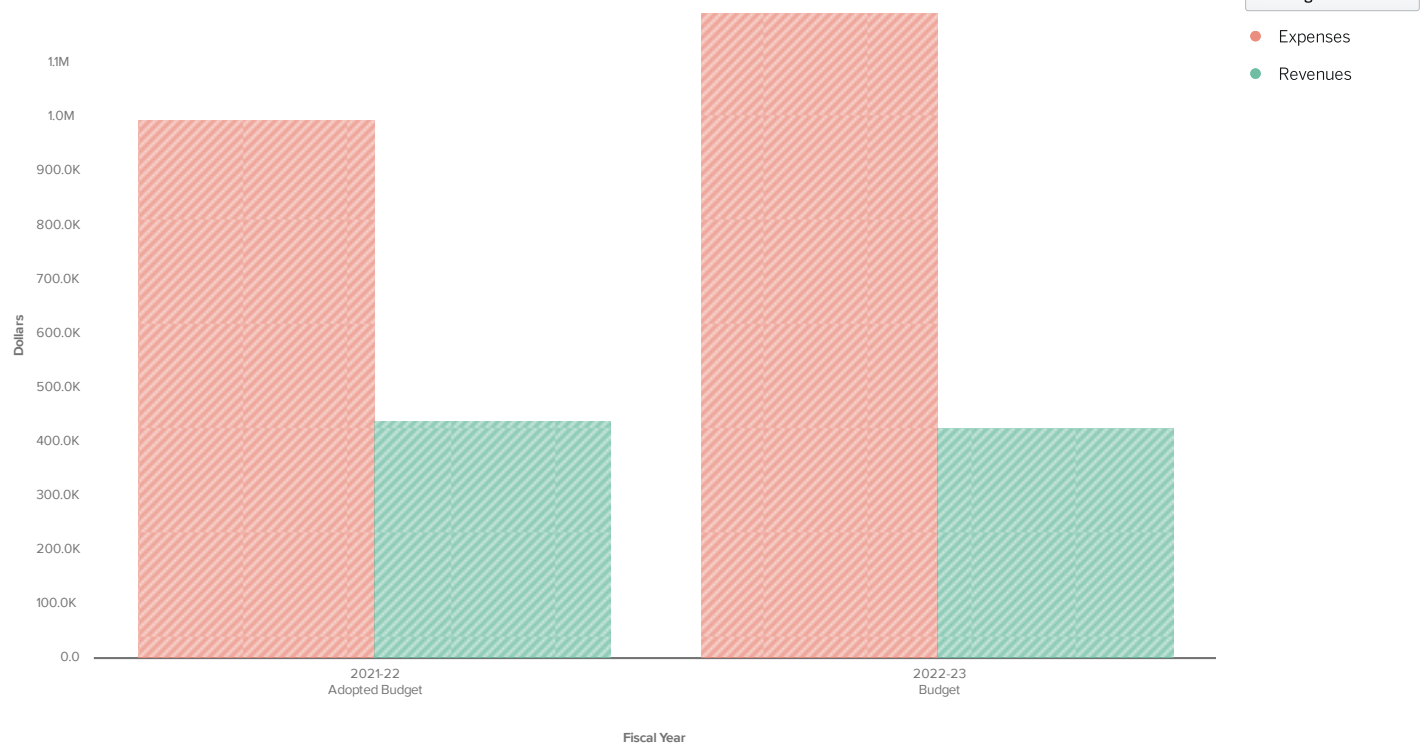
To protect property values of neighbors and maintain a healthy safe environment in our community

HernandoCounty.us

#CodeEnforcementCares

Code Enforcement Revenue vs Expenditure

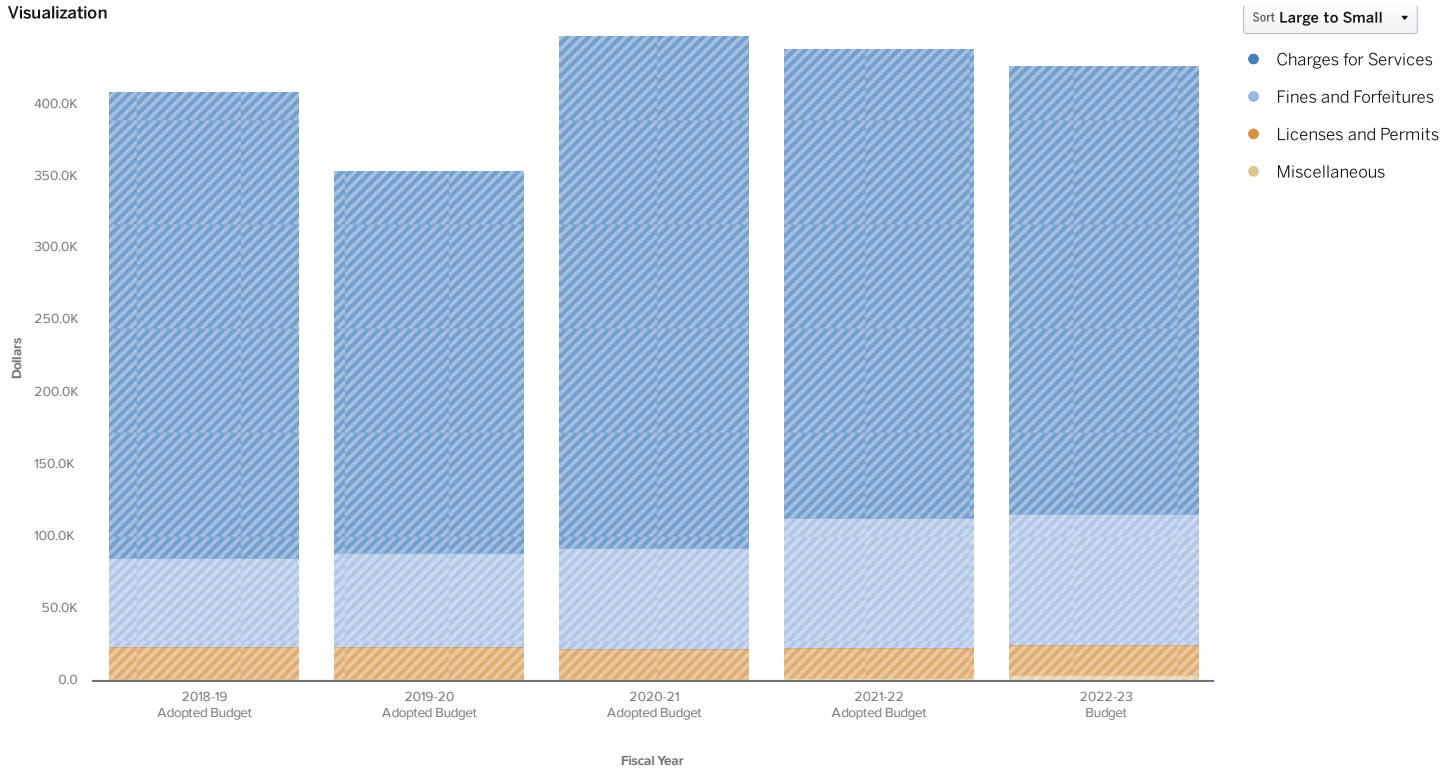
Visualization



Collapse All	2021-22 Adopted Budget	2022-23 Budget
▼ Revenues	\$ 438,400	\$ 427,340
► Charges for Services	325,000	311,394
► Fines and Forfeitures	90,500	90,500
► Licenses and Permits	20,900	21,208
► Miscellaneous	2,000	4,238
▼ Expenses	995,739	1,191,925
► Personnel Services	655,405	802,751
► Operating Expense	340,334	373,236
► Transfers	0	15,938
Revenues Less Expenses	\$ -557,339	\$ -764,585

The Numbers Over Time – Revenues

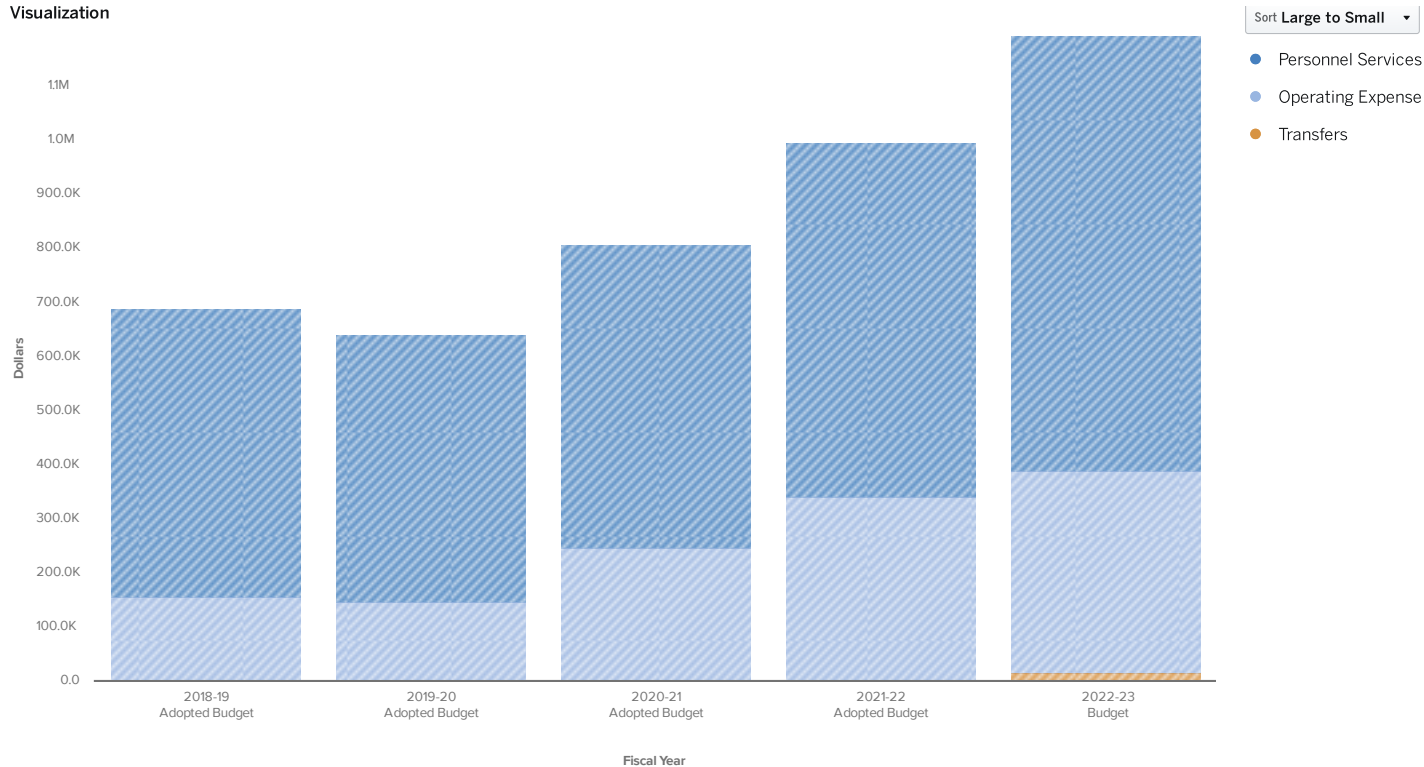
Visualization



Collapse All	2018-19 Adopted Budget	2019-20 Adopted Budget	2020-21 Adopted Budget	2021-22 Adopted Budget	2022-23 Budget
▼ Charges for Services	\$ 323,000	\$ 265,000	\$ 354,996	\$ 325,000	\$ 311,394
▶ Physical Environment	230,000	165,000	249,996	210,000	196,394
▶ Other General Government	93,000	100,000	105,000	115,000	115,000
▼ Fines and Forfeitures	62,500	65,200	70,202	90,500	90,500
▶ Local Ordinance Violations	62,500	65,200	70,202	90,500	90,500
▼ Licenses and Permits	22,000	22,500	20,502	20,900	21,208
▶ Other Permits and Fees	22,000	22,500	20,502	20,900	21,208
▼ Miscellaneous	1,600	1,600	1,600	2,000	4,238
▶ Other Miscellaneous	1,600	1,600	1,600	2,000	2,054
▶ Interest and Other Earnings	0	0	0	0	2,184
Total	\$ 409,100	\$ 354,300	\$ 447,300	\$ 438,400	\$ 427,340

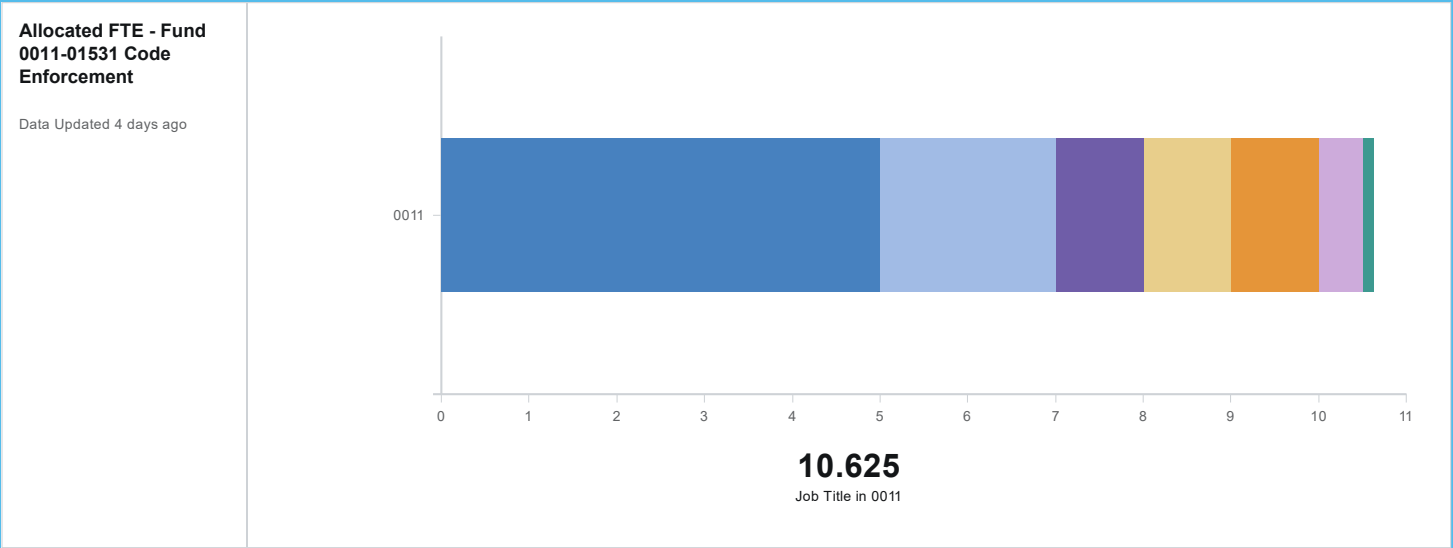
The Numbers Over Time – Expenditures

Visualization



Collapse All	2018-19 Adopted Budget	2019-20 Adopted Budget	2020-21 Adopted Budget	2021-22 Adopted Budget	2022-23 Budget
▼ Personnel Services	\$ 531,402	\$ 493,009	\$ 562,619	\$ 655,405	\$ 802,751
▶ Salary and Wages	357,078	334,807	385,757	451,155	546,565
▶ Benefits	174,324	158,202	176,862	204,250	256,186
▼ Operating Expense	156,680	146,967	245,525	340,334	373,236
▶ Other Current Charges	29,855	24,596	113,923	184,029	200,413
▶ Professional Services	30,488	30,512	36,563	33,164	32,524
▶ Operating Supplies	15,145	16,127	19,045	36,100	37,351
▶ Freight and Postage Svcs	17,000	22,000	22,001	22,000	26,140
▶ Repair and Maintenance	19,000	17,112	17,072	21,750	32,790
▶ Rentals and Leases	16,923	16,743	16,756	16,943	16,943
▶ Insurance	9,257	9,392	9,340	11,208	9,600
▶ Printing and Binding	4,650	4,650	4,000	5,000	5,000
▶ Travel & Per Diem	4,212	2,100	3,000	6,000	6,000
▶ Training	6,250	1,185	1,186	1,185	3,140
▶ Office Supplies	2,300	2,000	1,999	2,000	2,000
▶ Other Services	1,250	250	250	500	750
▶ Books/Memberships	350	300	390	455	585
▼ Transfers	0	0	0	0	15,938
▶ Transfers - Between Funds	0	0	0	0	15,938
Total	\$ 688,082	\$ 639,976	\$ 808,144	\$ 995,739	\$ 1,191,925

Our People – FTE Count



Allocated FTE - Fund 0011-01531 Code Enforcement

Job Title	0011
Allocated FTE Count	
ADMINISTRATIVE ASSISTANT III	1.00
CODE ENFORCEMENT OFFICER	5.00
CODE ENFORCEMENT SUPERVISOR	1.00
CUSTOMER SERVICE TECHNICIAN III	1.00
DEVELOPMENT SERVICES DIRECTOR	0.13
WATER ENFORCEMENT OFFICER	2.00
ZONING MANAGER	0.50
ALLOCATED FTE COUNT	10.63

Top 5 Most Common Code Violations

- Overgrown Grass
- Trash and Debris
- Unauthorized Use of Property
- Inoperable Vehicles
- Signs



Fiscal Year 2022–2023 Annual Budget

Mass Transit



What We Do

Hernando County's transit system (TheBus) provides public transportation to the urbanized area of Hernando County (Spring Hill and Brooksville) through fixed-route and complementary Americans with Disability Act (ADA) service. The ADA services provides demand response service (also known as door-to-door) to qualified individuals who live within 3/4 mile of the fixed-route system.



Accomplishments

Hernando County launched an electronic farebox program called Flamingo Fares. It offers the public the use of a regional farebox system that is partnered with the Hillsborough County Rapid Transit (HART) and the Pinellas Suncoast Transit Authority (PSTA) systems.

Additional accomplishments include: the purchase of one heavy-duty vehicle, installation of benches at bus stop locations, and the start of construction at the Brooksville City Hall bus stop. In all, the design phase was finalized for 26 bus stop locations as part of the ADA Bus Stop

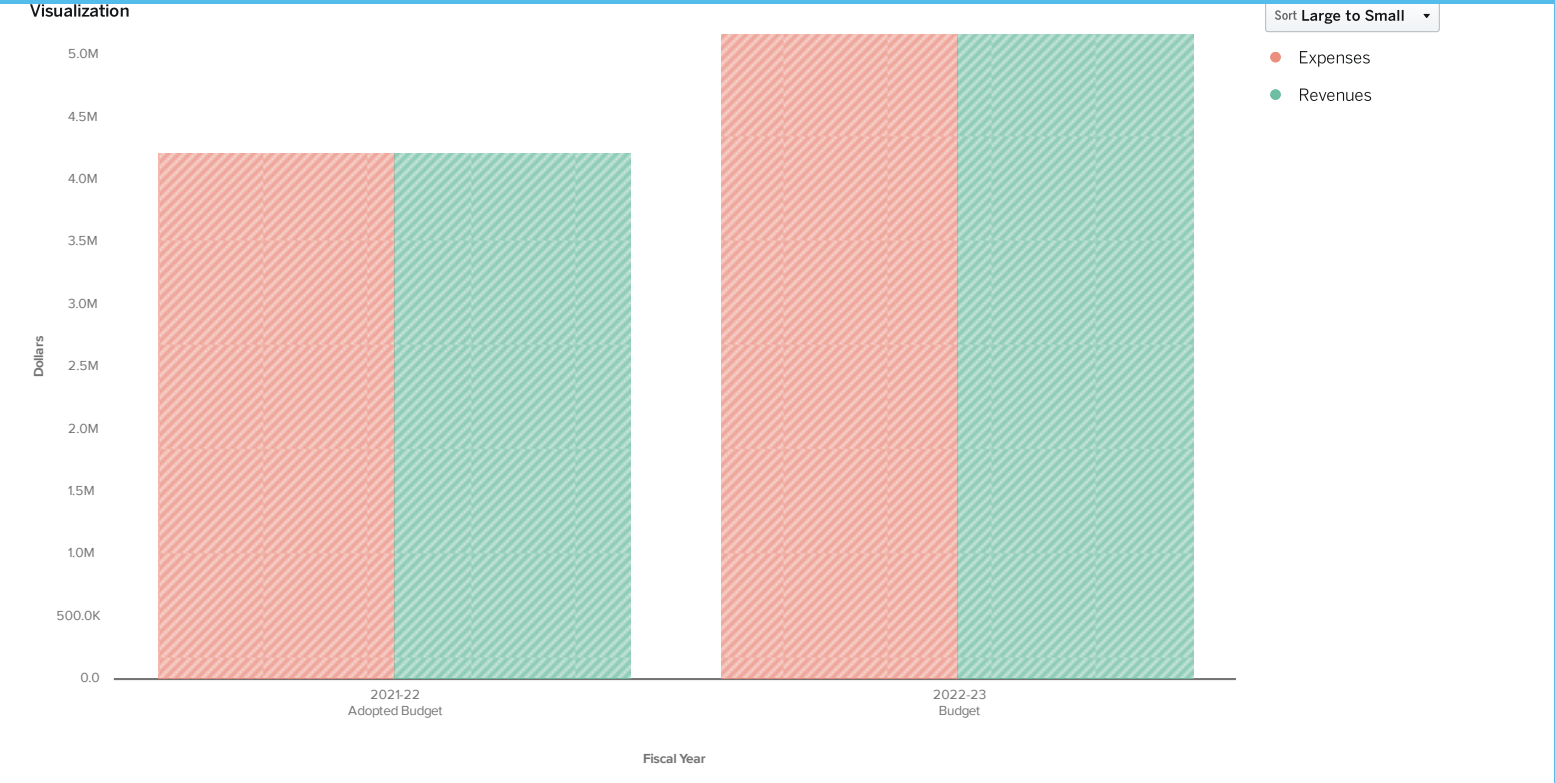
Improvement Program. A Scope of Work was prepared for studies involving a transfer station and for transit service to the Ridge Manor area.

Goals

- Finalize construction and installation of transit amenities at Brooksville City Hall bus stop.
- Purchase 2 heavy duty buses and 3 ADA vehicles.
- Replace a Self-Contained Bus Wash Unit.
- Release construction bid for ADA bus stop improvements – Phase III.
- Purchase and install transit amenities at the Spring Hill Bayfront Hospital and the Oak Hill Hospital.
- Complete the studies for a Transfer Station and service to the Ridge Manor area.



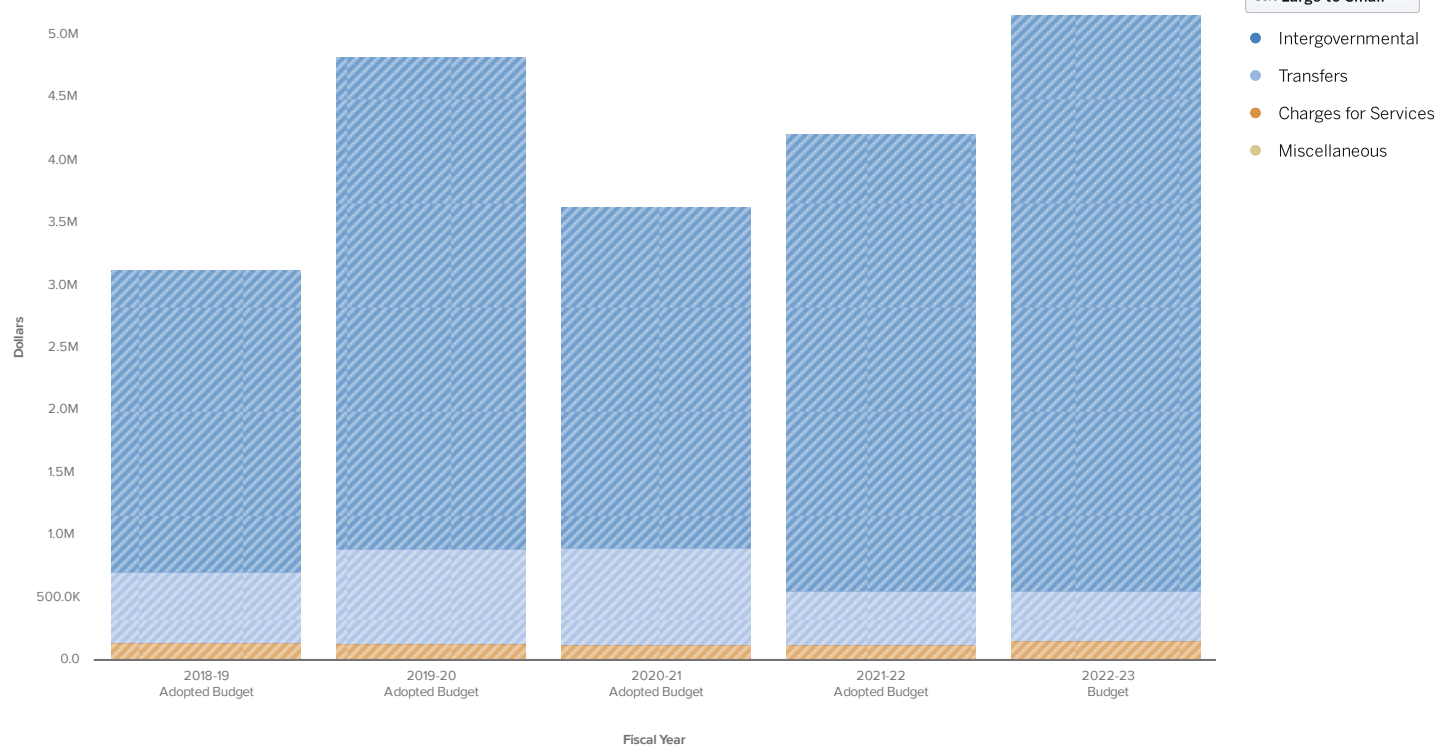
Mass Transit Revenue vs Expenditure



Collapse All	2021-22 Adopted Budget	2022-23 Budget
Revenues	\$ 4,213,240	\$ 5,161,675
Intergovernmental	3,658,748	4,601,042
Transfers	432,632	401,432
Charges for Services	121,860	159,201
Expenses	4,216,361	5,162,580
Operating Expense	3,086,326	3,139,548
Capital Outlay	844,900	1,715,000
Personnel Services	285,135	303,045
Transfers	0	4,988
Revenues Less Expenses	\$ -3,121	\$ -905

The Numbers Over Time – Revenues

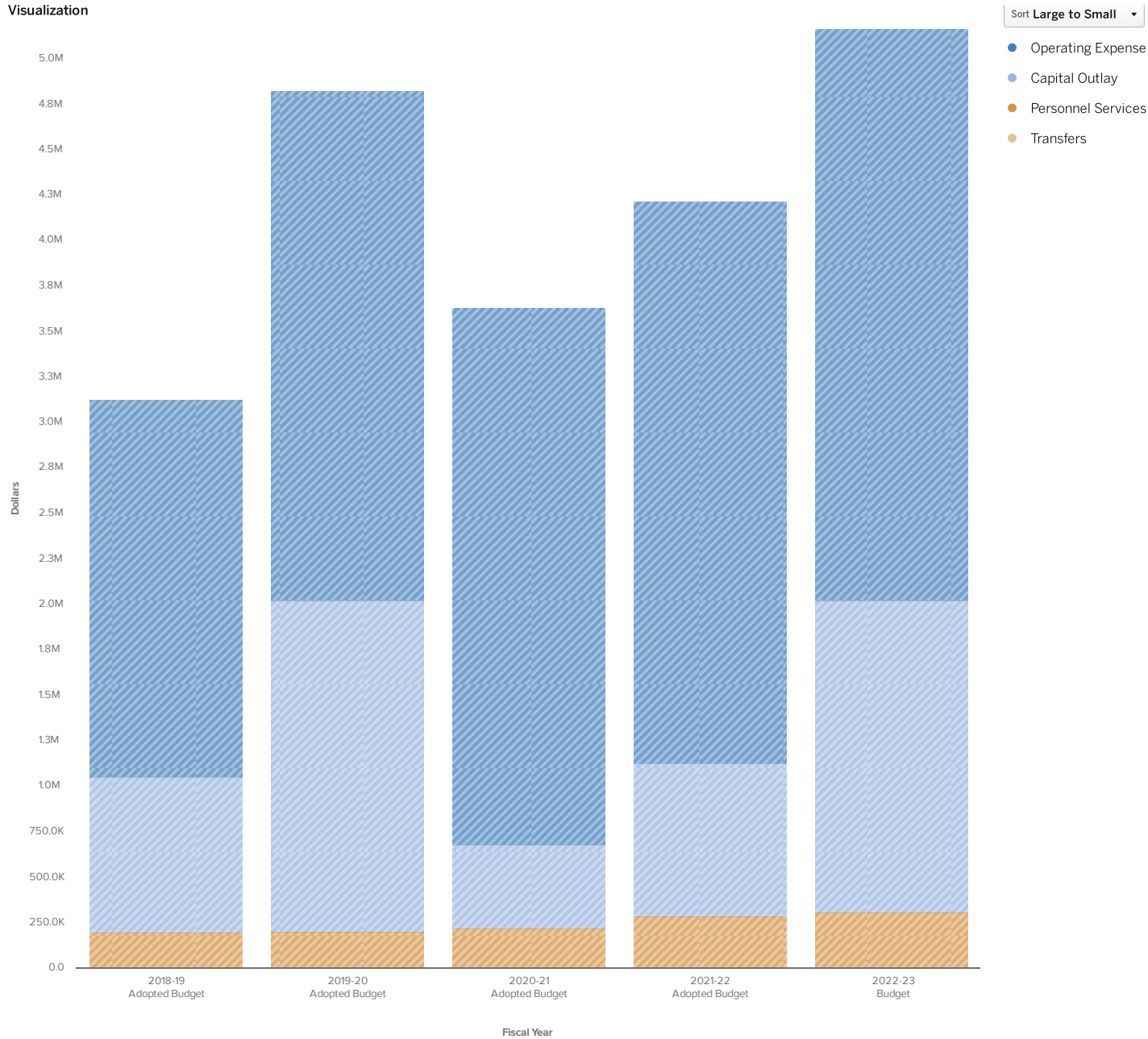
Visualization



Collapse All	2018-19 Adopted Budget	2019-20 Adopted Budget	2020-21 Adopted Budget	2021-22 Adopted Budget	2022-23 Budget
▼ Intergovernmental	\$ 2,417,641	\$ 3,937,676	\$ 2,730,433	\$ 3,658,748	\$ 4,601,042
▶ Federal Grants	2,044,441	3,431,483	2,199,929	3,466,214	4,434,209
▶ State Grants	373,200	506,193	530,504	192,534	166,833
▼ Transfers	565,340	755,876	780,795	432,632	401,432
▶ Transfers - Between Funds	565,340	755,876	780,795	432,632	401,432
▼ Charges for Services	142,700	133,000	121,850	121,860	159,201
▶ Transportation User Fees	142,700	133,000	121,850	121,860	159,201
▼ Miscellaneous	10	10	10	0	0
▶ Rents and Royalties	10	10	10	0	0
Total	\$ 3,125,691	\$ 4,826,562	\$ 3,633,088	\$ 4,213,240	\$ 5,161,675

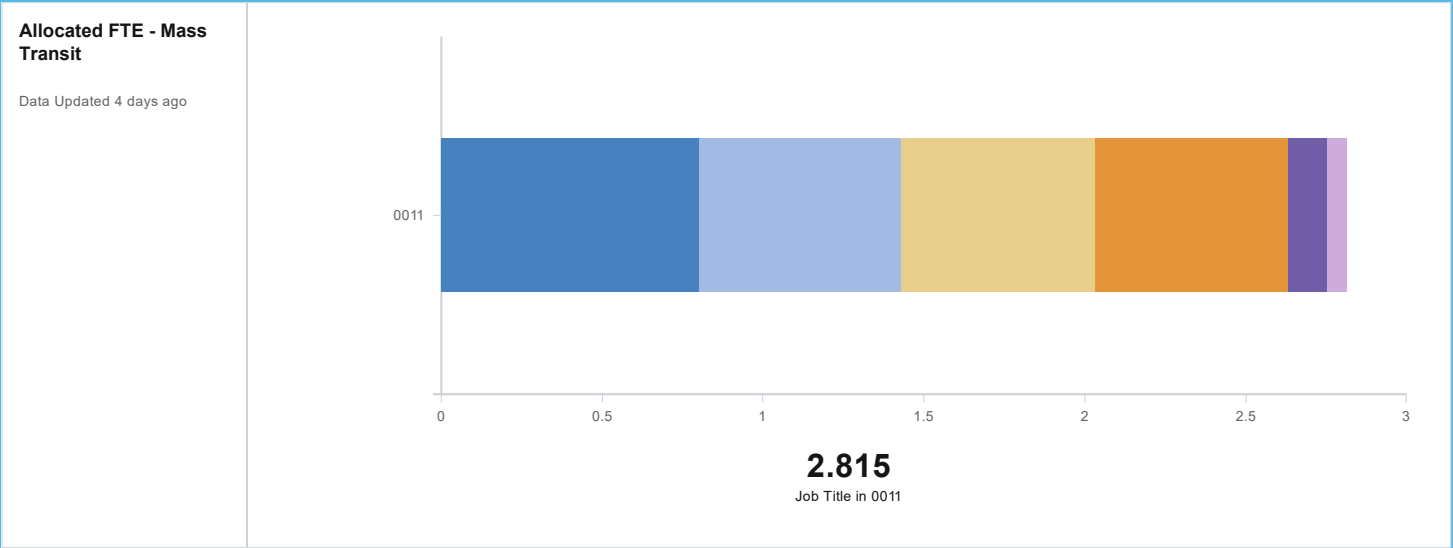
The Numbers Over Time – Expenditures

Visualization



Collapse All	2018-19 Adopted Budget	2019-20 Adopted Budget	2020-21 Adopted Budget	2021-22 Adopted Budget	2022-23 Budget
▼ Operating Expense	\$ 2,073,883	\$ 2,804,087	\$ 2,952,770	\$ 3,086,326	\$ 3,139,548
▶ Other Services	1,443,900	1,885,897	1,889,819	1,793,954	1,889,541
▶ Operating Supplies	293,965	462,060	467,896	415,500	413,013
▶ Repair and Maintenance	304,114	328,016	343,408	398,970	554,660
▶ Professional Services	5,952	106,504	232,404	452,400	257,080
▶ Other Current Charges	7,152	9,560	8,897	9,152	11,404
▶ Travel & Per Diem	9,700	6,350	6,100	6,100	5,800
▶ Road Materials and Supplies	4,000	2,000	1,000	2,000	2,000
▶ Printing and Binding	0	500	0	5,000	2,500
▶ Rentals and Leases	1,200	1,200	1,200	1,200	1,200
▶ Books/Memberships	800	800	996	1,000	1,100
▶ Freight and Postage Svcs	300	700	800	800	500
▶ Utility Services	1,800	0	0	0	0
▶ Office Supplies	500	500	250	250	250
▶ Training	500	0	0	0	500
▼ Capital Outlay	855,000	1,819,830	460,008	844,900	1,715,000
▶ Machinery and Equipment	495,000	1,419,830	80,004	170,000	1,295,000
▶ Buildings	360,000	400,000	0	305,000	120,000
▶ Infrastructure	0	0	380,004	369,900	300,000
▼ Personnel Services	196,808	202,645	220,306	285,135	303,045
▶ Salary and Wages	139,856	144,586	154,982	199,405	214,039
▶ Benefits	56,952	58,059	65,324	85,730	89,006
▼ Transfers	0	0	0	0	4,988
▶ Transfers - Between Funds	0	0	0	0	4,988
Total	\$ 3,125,691	\$ 4,826,562	\$ 3,633,084	\$ 4,216,361	\$ 5,162,580

Our People – FTE Count



Allocated FTE - Mass Transit

Job Title	0011
Allocated FTE Count	
ACCOUNTING CLERK III	0.60
DEVELOPMENT SERVICES DIRECTOR	0.13
FINANCE SPECIALIST	0.63
OPERATIONS SUPPORT SUPERVISOR	0.60
PLANNING ADMINISTRATOR	0.06
TRANSIT COORDINATOR	0.80
ALLOCATED FTE COUNT	2.82

Projects

- Secure a location for the Transfer Station.
- Initiate planning for new transit service to Ridge Manor.
- Finalize construction of 2 ADA bus stop improvement projects.
- Purchase of 2 fixed-route replacement buses.



Fiscal Year 2022–2023 Annual Budget

Fire Services



What We Do

Hernando County Fire Services (HCFES) is a full-service all-hazards fire department providing emergency services 24/7/365.

HCFES provides fire suppression and hazardous materials mitigation.

HCFES provides fire prevention and code enforcement and is proud to provide the community with:

- Fire Life Safety Education w/trailer and an amazing all volunteer staff.
- FFCA approved youth Fire Cadet Program.

This countywide approach, with resources deployed across 14 stations, provides a consistency of service not only where people live. Our concept of operations is to be prepared to respond wherever they are within the county.



Accomplishments

Continued our firefighter cancer risk reduction priority initiative completing all eleven recommendations developed by the cooperative efforts of the International Association of Fire Chiefs and the International Association of Firefighters.

Examples of which include installing No Smoke 2 diesel exhaust filtration devices on all new fire apparatus and designing our new stations to limit carcinogen exposure potential in the office and living areas of the building.

HCFES also added 2 additional sets of bunker gear washers and dryers to stations that did not have them.

HCFES conducted numerous training programs providing firefighters the ability to practice the skills needed to safely mitigate a wide variety of emergency incidents. Examples include trench rescue, high angle rope rescue, wildland fires, etc.

HCFES leadership also enhanced regional partnerships by founding the Nature Coast Fire Chief's Association in collaboration with 7 other fire EMS departments.



Goals

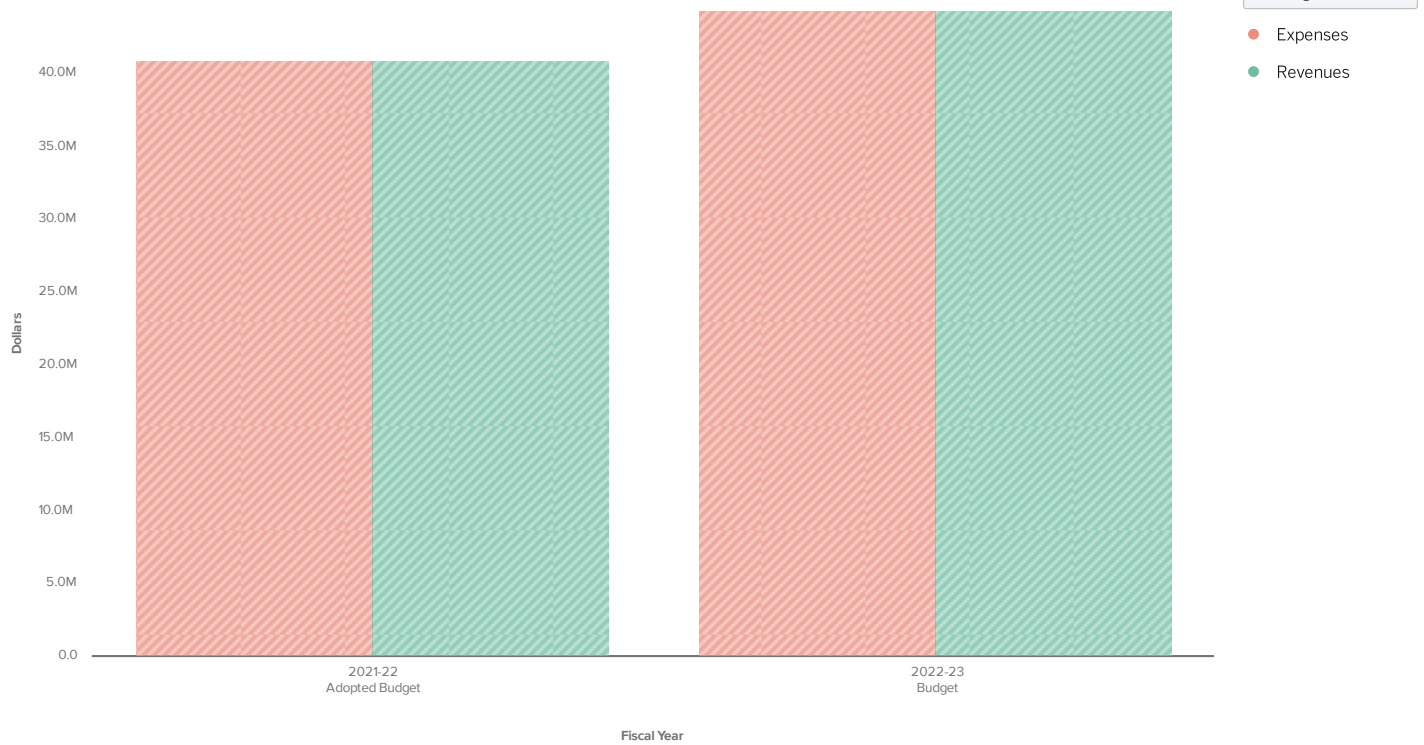
Continue the cancer risk reduction initiative by installing climate-controlled firefighter bunker gear sheds to remove the gear from the station while not being used.

Implement the department's first-ever Officer Development Program designed to give our present and future officers of all levels the tools needed to lead and manage others



Fire Services Revenue vs Expenditure

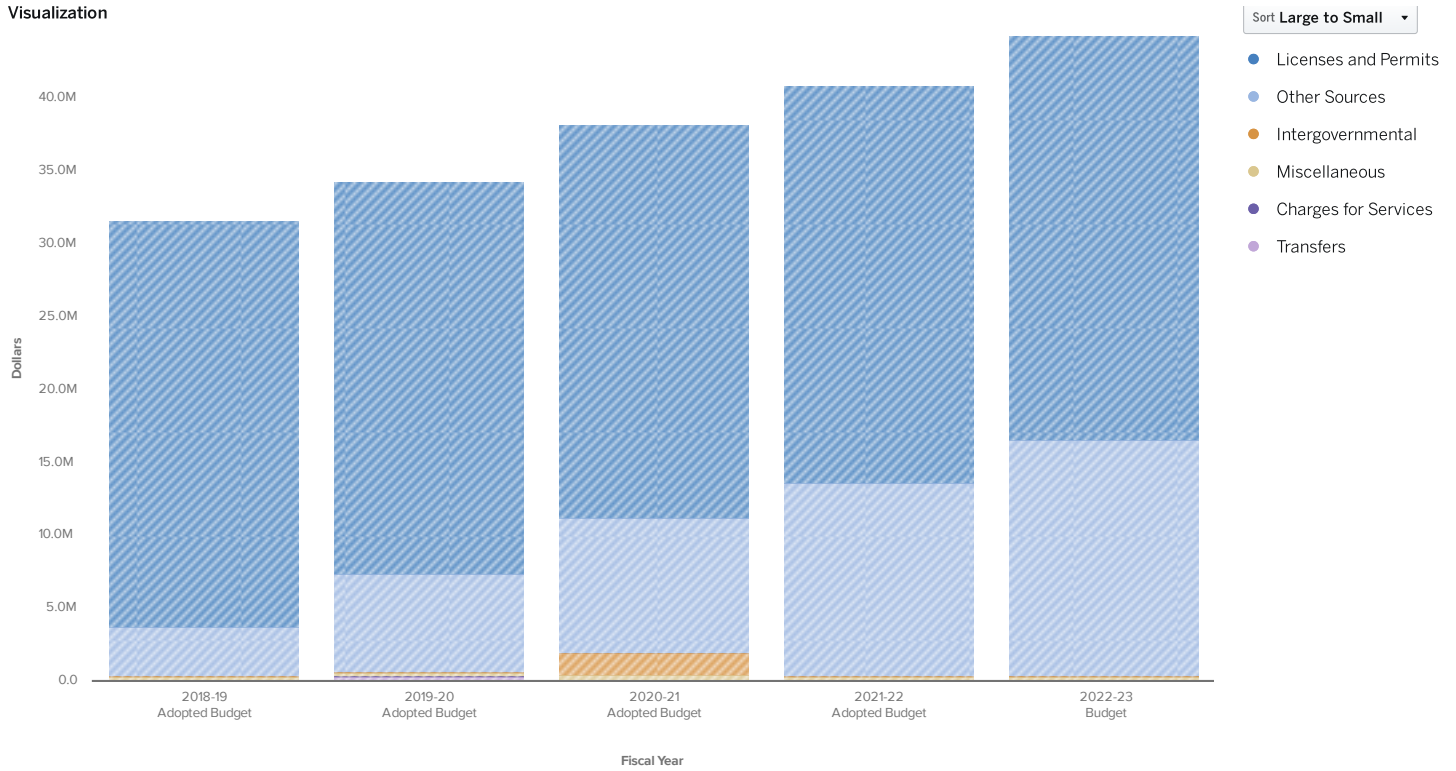
Visualization



Collapse All	2021-22 Adopted Budget	2022-23 Budget
▼ Revenues	\$ 40,871,099	\$ 44,243,060
▶ Licenses and Permits	27,217,006	27,692,472
▶ Other Sources	13,324,906	16,203,807
▶ Miscellaneous	213,781	213,781
▶ Charges for Services	80,406	98,000
▶ Intergovernmental	35,000	35,000
▼ Expenses	40,871,099	44,243,060
▶ Personnel Services	20,827,478	21,604,599
▶ Budget Reserves	12,026,139	13,406,750
▶ Operating Expense	6,509,180	7,705,189
▶ Capital Outlay	868,272	450,222
▶ Transfers	351,529	547,007
▶ Debt Service	288,501	529,293
Revenues Less Expenses	\$ 0	\$ 0

The Numbers Over Time – Revenues

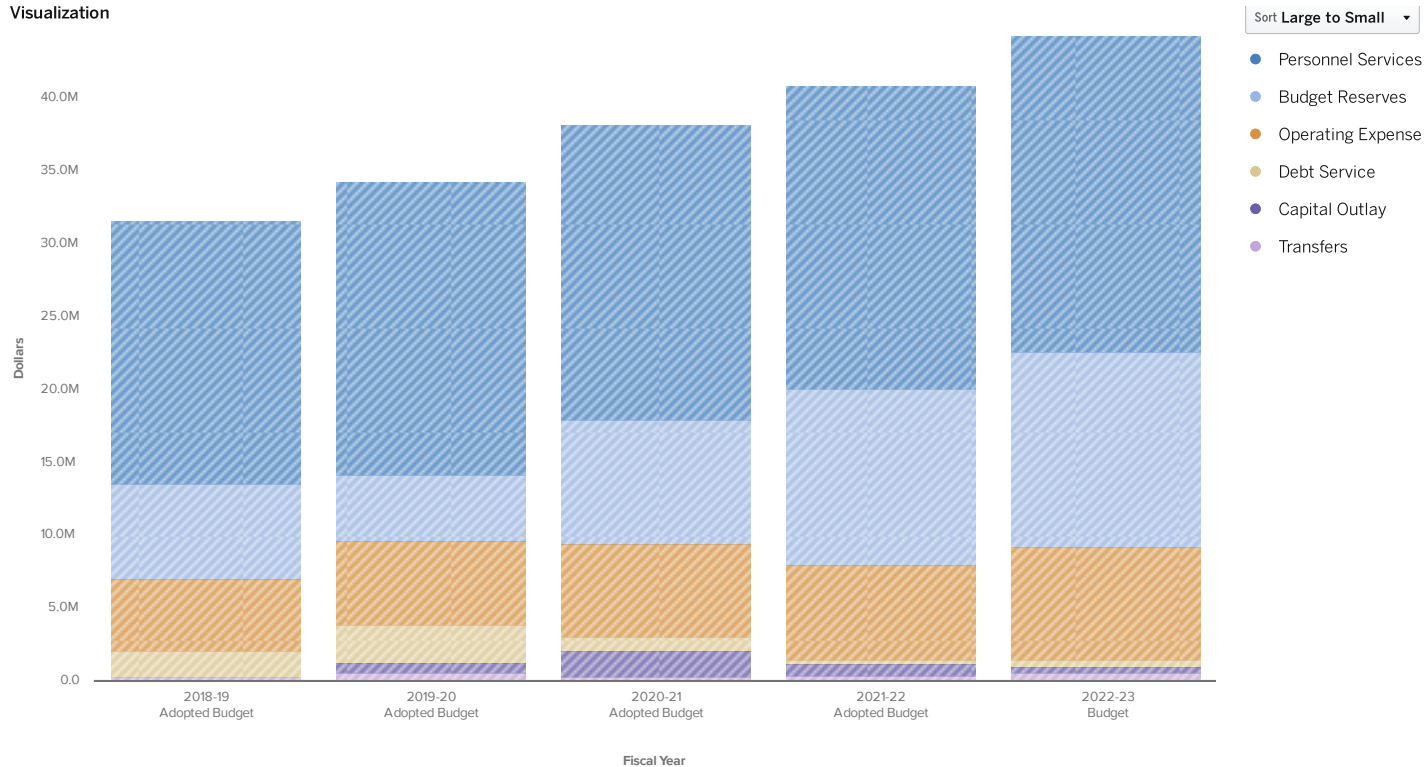
Visualization



Collapse All	2018-19 Adopted Budget	2019-20 Adopted Budget	2020-21 Adopted Budget	2021-22 Adopted Budget	2022-23 Budget
► Licenses and Permits	\$ 27,883,237	\$ 26,845,682	\$ 26,973,701	\$ 27,217,006	\$ 27,692,472
▼ Other Sources	3,360,521	6,746,166	9,245,492	13,324,906	16,203,807
► Balance Forward Cash	3,106,845	6,486,166	8,985,492	8,900,000	15,755,566
► Loan Proceeds	0	0	0	4,115,000	136,522
► Intragovernmental Transfers	253,676	260,000	260,000	309,906	311,719
► Intergovernmental	53,000	51,120	1,497,577	35,000	35,000
▼ Miscellaneous	213,865	213,865	367,265	213,781	213,781
► Rents and Royalties	208,765	208,765	208,765	208,781	208,781
► Interest and Other Earnings	0	0	150,001	0	0
► Other Miscellaneous	5,000	5,000	7,499	5,000	5,000
► Donations-Private Sources	100	100	1,000	0	0
▼ Charges for Services	74,394	70,000	78,065	80,406	98,000
► Other Charges for Services	74,394	70,000	78,065	80,406	98,000
► Transfers	0	300,000	0	0	0
Total	\$ 31,585,017	\$ 34,226,833	\$ 38,162,100	\$ 40,871,099	\$ 44,243,060

The Numbers Over Time – Expenditures

Visualization

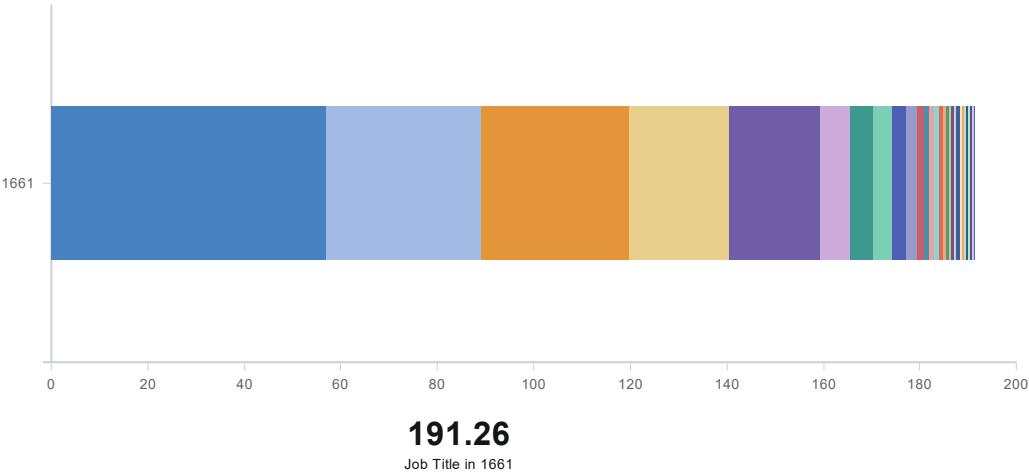


Collapse All	2018-19 Adopted Budget	2019-20 Adopted Budget	2020-21 Adopted Budget	2021-22 Adopted Budget	2022-23 Budget
▼ Personnel Services	\$ 18,009,768	\$ 20,037,125	\$ 20,223,087	\$ 20,827,478	\$ 21,604,599
▶ Salary and Wages	11,889,382	12,997,896	13,467,657	13,577,295	14,044,279
▶ Benefits	6,120,386	7,039,229	6,755,430	7,250,183	7,560,320
▼ Budget Reserves	6,486,166	4,546,771	8,529,587	12,026,139	13,406,750
▶ Reserves	6,486,166	4,546,771	8,529,587	12,026,139	13,406,750
▼ Operating Expense	5,007,019	5,781,507	6,362,015	6,509,180	7,705,189
▶ Other Current Charges	2,271,909	2,493,113	2,619,560	2,594,974	2,732,517
▶ Operating Supplies	699,961	1,038,894	1,117,552	1,083,401	1,809,144
▶ Repair and Maintenance	796,278	890,810	998,462	1,043,529	1,222,020
▶ Insurance	524,978	569,439	569,439	706,962	751,158
▶ Other Services	458,532	531,253	640,764	579,828	652,970
▶ Utility Services	98,000	93,231	96,145	96,145	103,947
▶ Professional Services	40,332	34,362	157,137	109,916	113,316
▶ Training	45,460	42,305	53,511	89,375	54,630
▶ Books/Memberships	28,296	30,115	48,934	86,485	68,047
▶ Rentals and Leases	10,163	22,315	22,498	74,870	78,640
▶ Freight and Postage Svcs	6,000	11,000	11,998	12,100	77,500
▶ Travel & Per Diem	13,410	10,470	11,815	15,145	18,700
▶ Office Supplies	8,500	8,500	8,500	8,500	9,000
▶ Promotional Activities	4,000	4,500	4,500	6,000	6,800
▶ Printing and Binding	1,200	1,200	1,200	1,950	6,800
▶ Debt Service	1,791,808	2,598,594	987,792	288,501	529,293
▼ Capital Outlay	0	669,000	1,743,492	868,272	450,222
▶ Buildings	0	300,000	1,446,456	0	61,522
▶ Machinery and Equipment	0	369,000	197,040	246,950	263,700
▶ Infrastructure	0	0	0	440,000	125,000
▶ Intangible Assets	0	0	99,996	181,322	0
▶ Transfers	290,256	593,836	316,127	351,529	547,007
Total	\$ 31,585,017	\$ 34,226,833	\$ 38,162,100	\$ 40,871,099	\$ 44,243,060

Our People – FTE Count

Allocation FTE - Fund 1661

Data Updated 4 days ago



Allocation FTE - Fund 1661

Job Title	1661
Allocated FTE Count	
ACCOUNTING CLERK III	0.98
ADMINISTRATIVE ASSISTANT III	1.57
BATTALION CHIEF / MEDIC	6.22
CAPTAIN EMT	0.60
CAPTAIN MEDIC	30.70
COUNTY ADMINISTRATOR	0.10
DEPUTY FIRE CHIEF	0.56
DIRECTOR OF PUBLIC SAFETY	0.48
DIVISION CHIEF: PROF STANDARDS	0.57
DIVISION CHIEF: TRAINING AND SAFETY	0.66
DRIVER ENGINEER MEDIC I	32.03
DRIVER ENGINEER PARAMEDIC	1.00
DRIVER/ENGINEER/PARAMEDIC	4.00
FINANCE MANAGER	0.47
FINANCE SPECIALIST	0.49
FIRE INSPECTOR	3.00
FIREFIGHTER EMT I	56.89
FIREFIGHTER EMT II	18.78
FIREFIGHTER MEDIC I	4.69
FIREFIGHTER MEDIC II	20.88
HYDRANT MAINTENANCE TECHNICAN	2.00
LEAD FIRE INSPECTOR AND FIRE PL	1.00
LIEUTENANT PARAMEDIC	0.01
LOGISTICS COORDINATOR	0.43
LOGISTICS MANAGER	0.43
LOGISTICS TECHNICIAN	0.84
MAINTENANCE TECHNICIAN II	0.42
PAYROLL COORDINATOR II	0.50
TRAINING CAPTAIN	0.53
TRAINING OFFICER	0.43
ALLOCATED FTE COUNT	191.26



Fiscal Year 2022–2023 Annual Budget

Emergency Medical Services



What We Do

HCFES' EMS concept of operations is to respond advanced life support, (ALS) as quickly as possible across the County.

In life-threatening medical emergencies, the difference between life and death is often measured in seconds to initiate care. We do so by utilizing eleven (11) 24-hour ambulances, and up to two (2) peak time ambulances depending on the day of the week.

All our engine companies and as well as our truck company are also staffed and equipped to provide ALS care.

As the County grows, EMS call demand has risen exponentially. Having ALS capable fire apparatus allows for those resources to arrive prior to the ambulance and stabilize the patient until the arrival of a transport ambulance. Additionally, having ALS suppression companies respond on serious EMS incident scenes provide additionally trained ALS providers to safely perform patient care.

A national EMS study showed that patient care outcomes are best utilizing our response model.



Accomplishments

Developed an accurate way to capture and calculate the unit hour utilization rates for our units, both for 24 hours as well as during peak call volume time periods daily, weekly, monthly, quarterly, and annually. This data is critical for organizing our resources to meet the EMS call demands as well as plan for future county growth-related emergency medical service needs.

Procured additional ALS training devices to enhance the patient care capabilities of our paramedics.

Delivered numerous training sessions for all paramedics to both meet and exceed state certification requirements and to provide real world practical skills training.

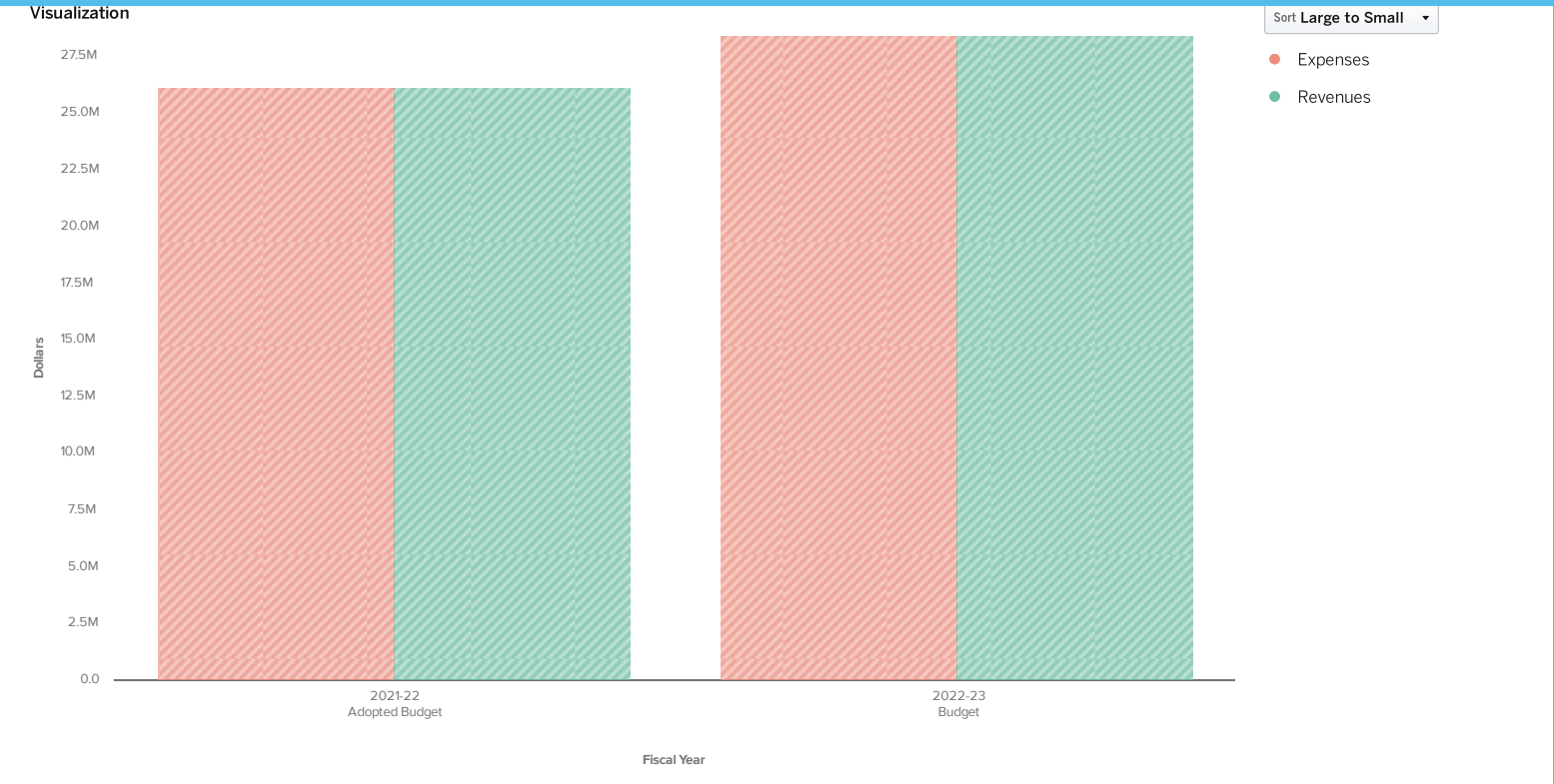


Goals

Hire four (4) additional single-cert medics to staff a second peak-time ambulance seven (7) days a week to assist with increasing EMS demand.



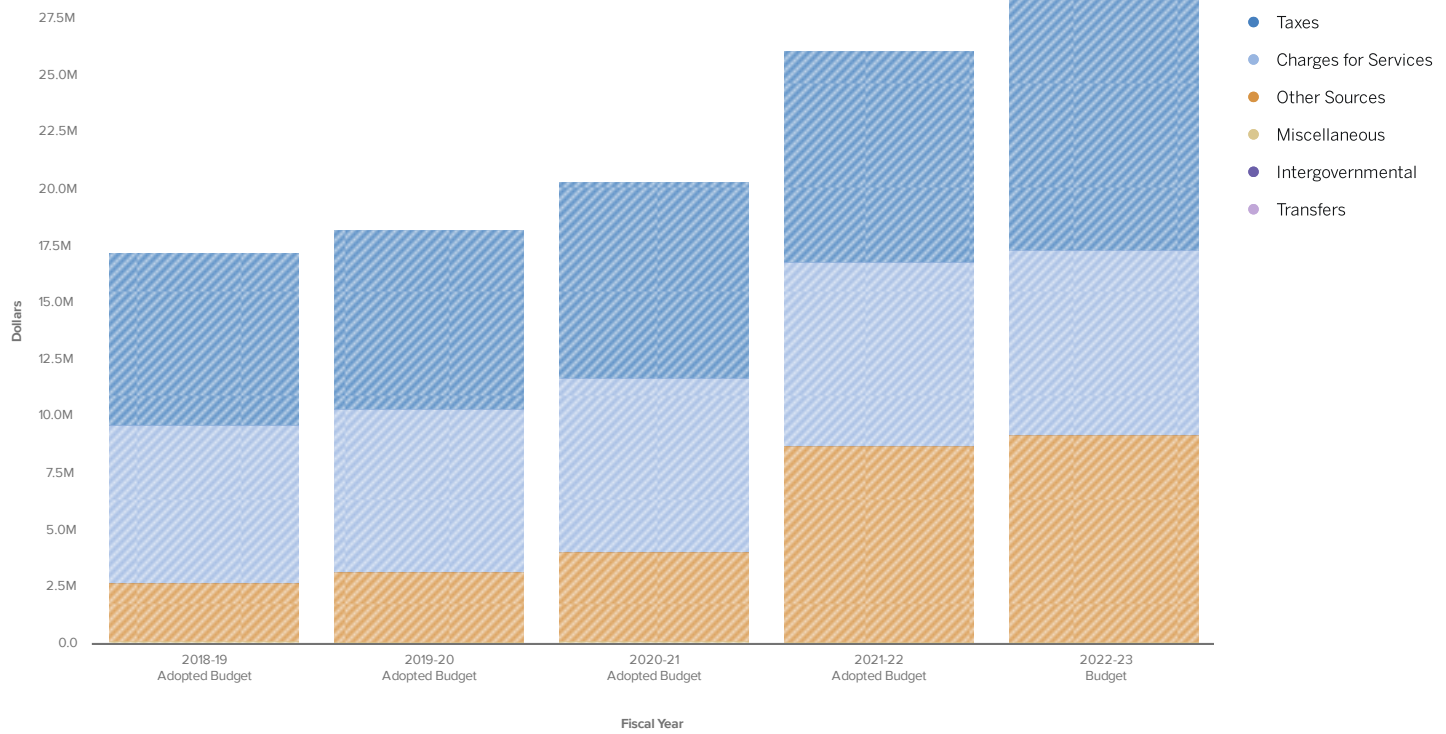
Emergency Medical Services Revenue vs Expenditure



Collapse All	2021-22 Adopted Budget	2022-23 Budget
Revenues	\$ 26,127,340	\$ 28,375,200
Taxes	9,298,159	11,052,142
Other Sources	8,615,450	9,116,727
Charges for Services	8,106,368	8,132,652
Miscellaneous	87,563	52,679
Intergovernmental	19,800	21,000
Expenses	26,127,340	28,375,200
Personnel Services	11,252,519	11,914,047
Budget Reserves	9,991,135	9,915,622
Operating Expense	4,098,891	5,579,604
Capital Outlay	530,553	392,800
Transfers	156,471	295,855
Debt Service	92,771	268,720
Grants & Aid	5,000	8,552
Revenues Less Expenses	\$ 0	\$ 0

The Numbers Over Time – Revenues

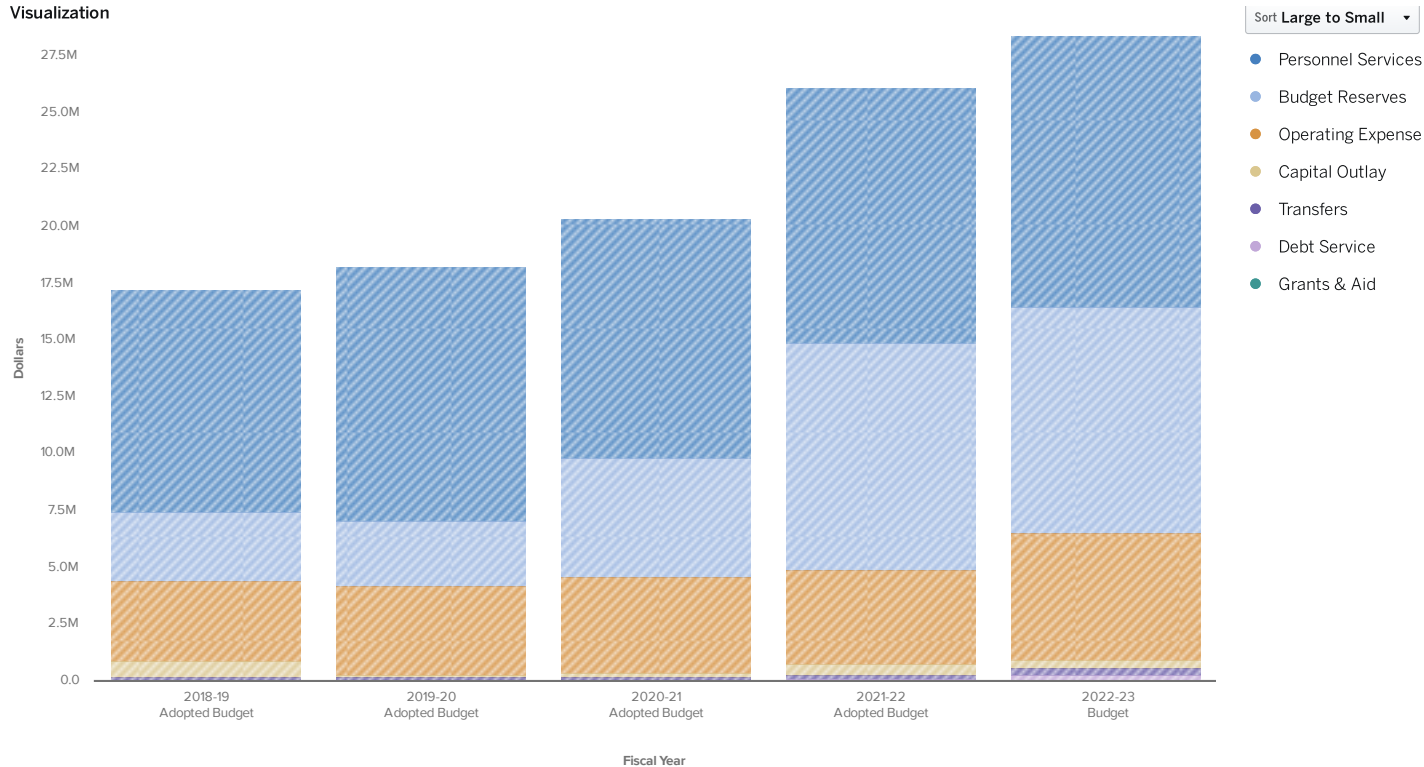
Visualization



Collapse All	2018-19 Adopted Budget	2019-20 Adopted Budget	2020-21 Adopted Budget	2021-22 Adopted Budget	2022-23 Budget
► Taxes	\$ 7,551,734	\$ 7,938,963	\$ 8,627,387	\$ 9,298,159	\$ 11,052,142
▼ Charges for Services	6,953,515	7,143,860	7,674,026	8,106,368	8,132,652
► Public Safety	6,953,515	7,143,860	7,674,026	8,106,368	8,132,652
▼ Other Sources	2,601,018	3,119,280	3,922,720	8,615,450	9,116,727
► Balance Forward Cash	2,530,901	3,034,000	3,840,720	6,100,000	9,006,356
► Loan Proceeds	0	0	0	2,410,000	0
► Intragovernmental Transfers	70,117	85,280	82,000	105,450	110,371
▼ Miscellaneous	48,091	53,074	113,785	87,563	52,679
► Rents and Royalties	45,791	50,774	44,784	47,563	49,779
► Interest and Other Earnings	0	0	64,000	40,000	0
► Other Miscellaneous	2,200	2,200	5,001	0	2,900
► Donations-Private Sources	100	100	0	0	0
► Intergovernmental	55,860	19,800	20,160	19,800	21,000
► Transfers	11,688	0	0	0	0
Total	\$ 17,221,906	\$ 18,274,977	\$ 20,358,078	\$ 26,127,340	\$ 28,375,200

The Numbers Over Time – Expenditures

Visualization

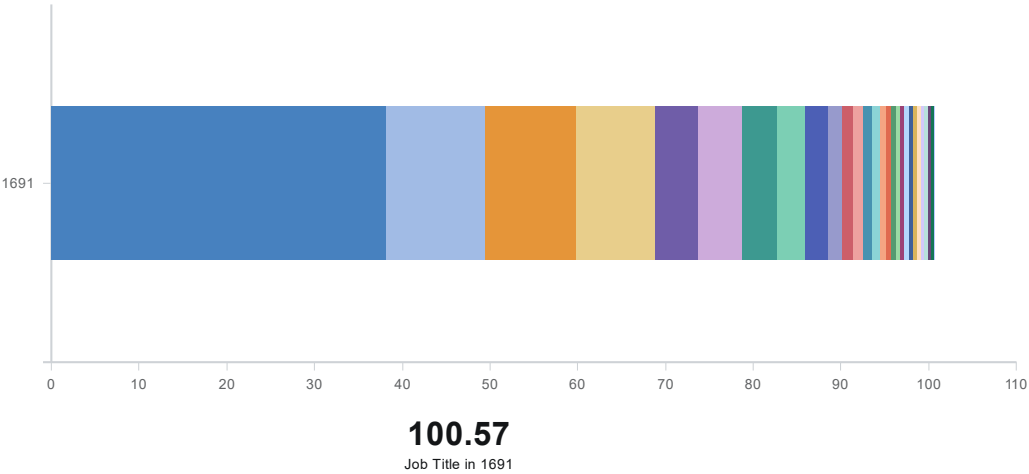


Collapse All	2018-19 Adopted Budget	2019-20 Adopted Budget	2020-21 Adopted Budget	2021-22 Adopted Budget	2022-23 Budget
▼ Personnel Services	\$ 9,742,012	\$ 11,223,167	\$ 10,510,460	\$ 11,252,519	\$ 11,914,047
▶ Salary and Wages	6,454,717	7,319,593	6,847,046	7,335,931	7,749,994
▶ Benefits	3,287,295	3,903,574	3,663,414	3,916,588	4,164,053
▼ Budget Reserves	3,050,488	2,854,000	5,265,834	9,991,135	9,915,622
▶ Reserves	3,050,488	2,854,000	5,265,834	9,991,135	9,915,622
▼ Operating Expense	3,497,042	3,943,815	4,213,388	4,098,891	5,579,604
▶ Operating Supplies	774,320	870,855	944,559	1,089,930	1,838,417
▶ Other Current Charges	964,462	1,138,092	1,174,316	821,691	1,255,962
▶ Other Services	678,675	744,068	799,437	801,694	832,492
▶ Repair and Maintenance	503,788	554,651	627,818	646,131	750,983
▶ Insurance	341,286	350,899	350,900	350,900	437,857
▶ Professional Services	89,784	88,214	98,972	105,533	156,932
▶ Training	41,880	61,170	73,084	103,073	77,130
▶ Utility Services	48,261	59,958	61,809	61,806	63,823
▶ Rentals and Leases	20,100	40,408	39,988	50,368	100,702
▶ Books/Memberships	11,298	10,850	13,805	35,390	30,116
▶ Freight and Postage Svcs	6,928	9,250	11,752	11,850	10,100
▶ Travel & Per Diem	7,260	6,400	7,949	8,075	11,340
▶ Office Supplies	6,500	6,500	6,499	6,500	7,000
▶ Promotional Activities	1,500	1,500	1,500	3,000	3,800
▶ Printing and Binding	1,000	1,000	1,000	2,950	2,950
▼ Capital Outlay	750,100	83,000	195,556	530,553	392,800
▶ Machinery and Equipment	750,100	83,000	95,560	145,900	392,800
▶ Intangible Assets	0	0	99,996	224,653	0
▶ Infrastructure	0	0	0	160,000	0
▶ Transfers	133,550	121,940	124,514	156,471	295,855
▶ Debt Service	43,714	43,522	43,326	92,771	268,720
▼ Grants & Aid	5,000	5,533	5,000	5,000	8,552
▶ Aids to Government Agencies	5,000	5,533	5,000	5,000	8,552
Total	\$ 17,221,906	\$ 18,274,977	\$ 20,358,078	\$ 26,127,340	\$ 28,375,200

Our People – FTE Count

Allocation FTE - Fund 1691

Data Updated 4 days ago



Allocation FTE - Fund 1691

Job Title	1691
Allocated FTE Count	
ACCOUNTING CLERK III	0.98
ADMINISTRATIVE ASSISTANT III	0.43
BATTALION CHIEF / MEDIC	2.78
CAPTAIN EMT	0.40
CAPTAIN MEDIC	10.30
COUNTY ADMINISTRATOR	0.10
DEPUTY FIRE CHIEF	0.42
DIRECTOR OF PUBLIC SAFETY	0.40
DIVISION CHIEF: PROF STANDARDS	0.43
DIVISION CHIEF: TRAINING AND SAFETY	1.32
DRIVER ENGINEER MEDIC I	4.97
FINANCE MANAGER	0.48
FINANCE SPECIALIST	0.49
FIREFIGHTER EMT I	3.11
FIREFIGHTER EMT II	0.22
FIREFIGHTER MEDIC I	11.31
FIREFIGHTER MEDIC II	38.12
LIEUTENANT PARAMEDIC	8.99
LOGISTICS COORDINATOR	0.57
LOGISTICS MANAGER	0.53
LOGISTICS TECHNICIAN	1.12
MAINTENANCE TECHNICIAN II	0.56
PARAMEDIC	5.00
PARAMEDIC-SINGLE CERT	4.00
PAYROLL COORDINATOR II	0.50
QUALITY ASSURANCE	1.00
TRAINING CAPTAIN	1.47
TRAINING OFFICER	0.57
ALLOCATED FTE COUNT	100.57



Fiscal Year 2022-2023 Annual Budget

Emergency Management



What We Do

The 5-phases of Emergency Management:

Prevention - Prevention focuses on preventing hazards from occurring, whether they are natural, technological or caused by humans. Not all hazards are preventable, but the risk of loss of life and injury can be limited with good evacuation plans, environmental planning and design standards.

Mitigation - Mitigation is the effort to reduce loss of life and property by lessening the impact of disasters and emergencies. It refers to measures or actions that can prevent an emergency, reduce the chance of an emergency or reduce the damaging effects of unavoidable emergencies. The establishment of building codes and zoning requirements or the creation of defensible space around homes to protect them from wildfire are examples of mitigation efforts.

Preparedness - Preparedness is a continuous cycle of planning, organizing, training, equipping, exercising, evaluating and taking corrective action. Training and exercising plans is the cornerstone of preparedness, which focuses on readiness to respond to all hazards, incidents and emergencies. Training and emergency preparedness plans increase a community's ability to respond when a disaster occurs. Typical preparedness measures include developing mutual aid agreements and memorandums of understanding, training for both response personnel and concerned citizens, conducting disaster exercises to reinforce training and test capabilities, and presenting all-hazards education campaigns.

Response - The response phase is a reaction to the occurrence of a catastrophic disaster or emergency. It consists of actions which are aimed at saving lives, reducing economic losses and alleviating suffering. The response phase comprises the coordination and management of resources utilizing the Incident Command System. Response actions may include activating the emergency operations center, evacuating threatened populations, opening shelters and providing mass care, emergency rescue and medical care, firefighting, and urban search and rescue.

Recovery - Recovery consists of those activities that continue beyond the emergency period to restore critical community functions and begin to manage stabilization efforts. The recovery phase begins immediately after the threat to human life has

Hernando County, Florida All-Hazards Disaster Planning Guide

The graphic is a vertical poster for Hernando County, Florida's All-Hazards Disaster Planning Guide. At the top, it says 'Hernando County, Florida All-Hazards Disaster Planning Guide'. Below this is a section titled 'Hurricane and Disaster Supplies' showing shelves stocked with various items like a radio, first aid kit, food, water, and pet supplies. To the right of this is a large question 'Are you ready?' with an illustration of a hand checking off a list on a clipboard. Below the shelves, it says 'Hurricane Season is June 1st - November 30th'. To the right of this is a box that says 'YOUR NEW HURRICANE EVACUATION MAP INSIDE'. Below this is a section titled 'Do you know your Evacuation Level? Check the map or visit: floridadisaster.org/knowyourzone'. Below this is a circular diagram with three main sections: 'PREPARE' (Your Disaster Plan, Disaster Supply Kit, Keeping Animals Safe, Preparing Businesses), 'RESPOND' (Bracing for a Storm, Evacuate or Stay?, Special Needs Populations, Your Evacuation Map), and 'RECOVER' (What to Expect After a Storm, Hazard Mitigation, Recovery Assistance, Update Your Disaster Plan). To the left of the diagram is a box with contact information for Hernando County: 'Connect with Hernando County', 'facebook.com/HernandoCoGov', 'twitter.com/HernandoCoGov', and 'hernadocounty.us (352) 754-4000'. Below the diagram are the logos for 'HERNANDO COUNTY FLORIDA' and 'TAMPA BAY REGIONAL PLANNING COUNCIL'. At the bottom, it says 'Prepare today! tampabayprepares.org'.

Hurricane and Disaster Supplies

Are you ready?

Hurricane Season is June 1st - November 30th

YOUR NEW HURRICANE EVACUATION MAP INSIDE

Do you know your Evacuation Level? Check the map or visit: floridadisaster.org/knowyourzone

Connect with Hernando County
[facebook.com/HernandoCoGov](https://www.facebook.com/HernandoCoGov)
twitter.com/HernandoCoGov
hernadocounty.us (352) 754-4000

PREPARE
Your Disaster Plan
Disaster Supply Kit
Keeping Animals Safe
Preparing Businesses

RESPOND
Bracing for a Storm
Evacuate or Stay?
Special Needs Populations
Your Evacuation Map

RECOVER
What to Expect After a Storm
Hazard Mitigation
Recovery Assistance
Update Your Disaster Plan

HERNANDO COUNTY FLORIDA

TAMPA BAY REGIONAL PLANNING COUNCIL

Prepare today! tampabayprepares.org

subsidized. The goal of the recovery phase is to bring the affected area back to some degree of normalcy, including the restoration of basic services and the repair of physical, social and economic damages. Typical recovery actions include debris cleanup, financial assistance to individuals and governments, rebuilding of roads and bridges and key facilities, and sustained mass care for displaced human and animal populations.

Accomplishments

Obtaining DHS-FEMA reimbursement for County expenses incurred from Response and Recovery Operations during all presidentially declared disasters impacting Hernando County most recently, Hurricane ELSA.

Completion of reoccurring Annual and 5-year Cycle Community Rating System compliance to maintain county resident's 25% reduction of their Flood Insurance Premiums.

Completed 2-years of Response and Recovery operations for CV-19 collaborating with local, state and Federal partners.

Implemented an innovative program, "Florida Resilient Coastlines Program" technical assistance and 50%-50% grant funding to coastal communities dealing with increasingly complex flooding, erosion and habitat shifts for Mitigation and Resiliency to include Gulf of Mexico coastlines and 'interior riverine flood' prevention. Planning Grants are funded at 100%.

Increased our air assets for Preliminary Damage Assessments (PDAs) and Search and Rescue for inaccessible areas with an MOU for the Civil Air Patrol and also two Unmanned Vehicle Systems (UVS) or 'drones' in collaboration with HC Fire Service possible by Urban Area Security Initiative (UASI) grant funding.

Goals

All division members will obtain/maintain professional credentials either from FEPA as a Florida Professional Emergency Manager (FPEM) or a Florida Associate Emergency Manager (FAEM) and/or the IAEM Associate Emergency Manager (AEM) or the Certified Emergency Manager (CEM).



Hernando County's Emergency Alert Program

Receive automated emergency weather alerts and other important messages from Hernando County.

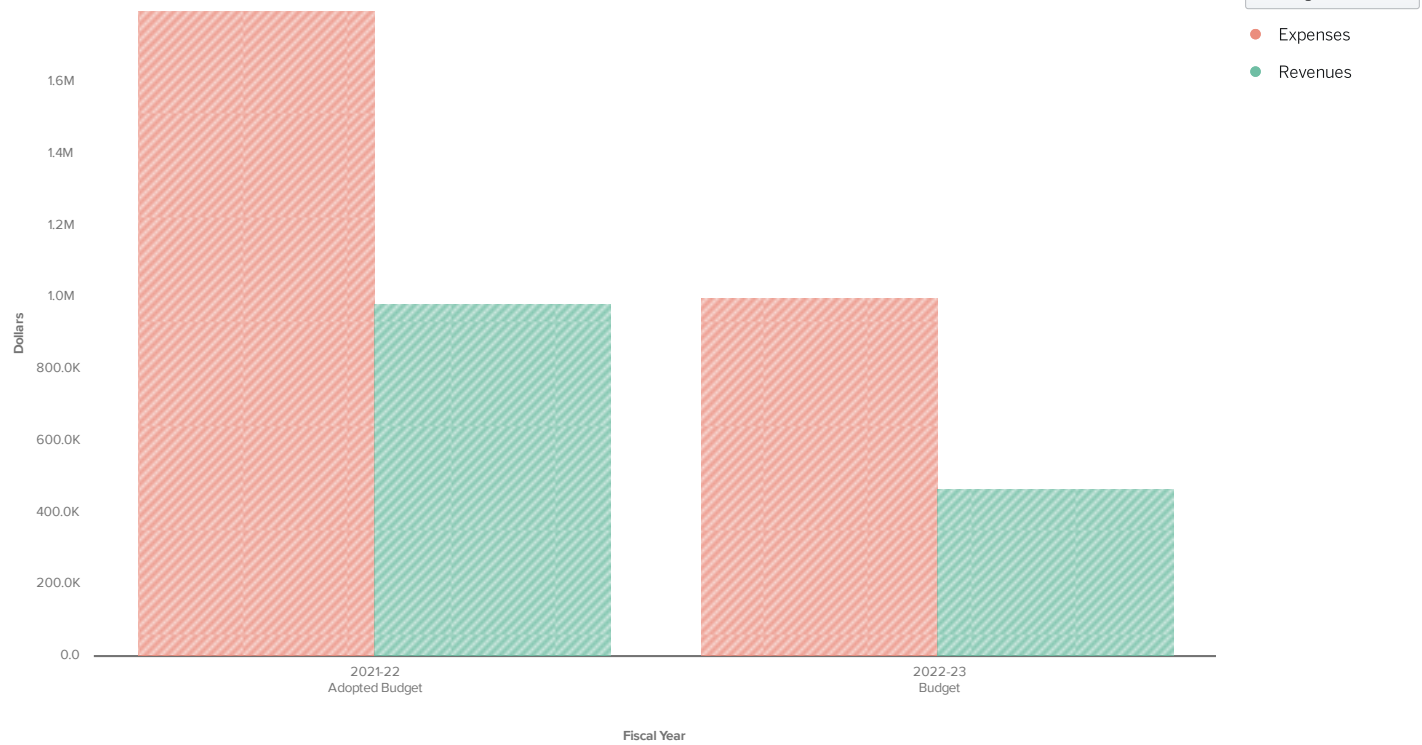
Register today at:

www.AlertHernando.org

If you are unable to register online, please call
Hernando County Emergency Management
at **352-754-4083**

Emergency Management Revenue vs Expenditure

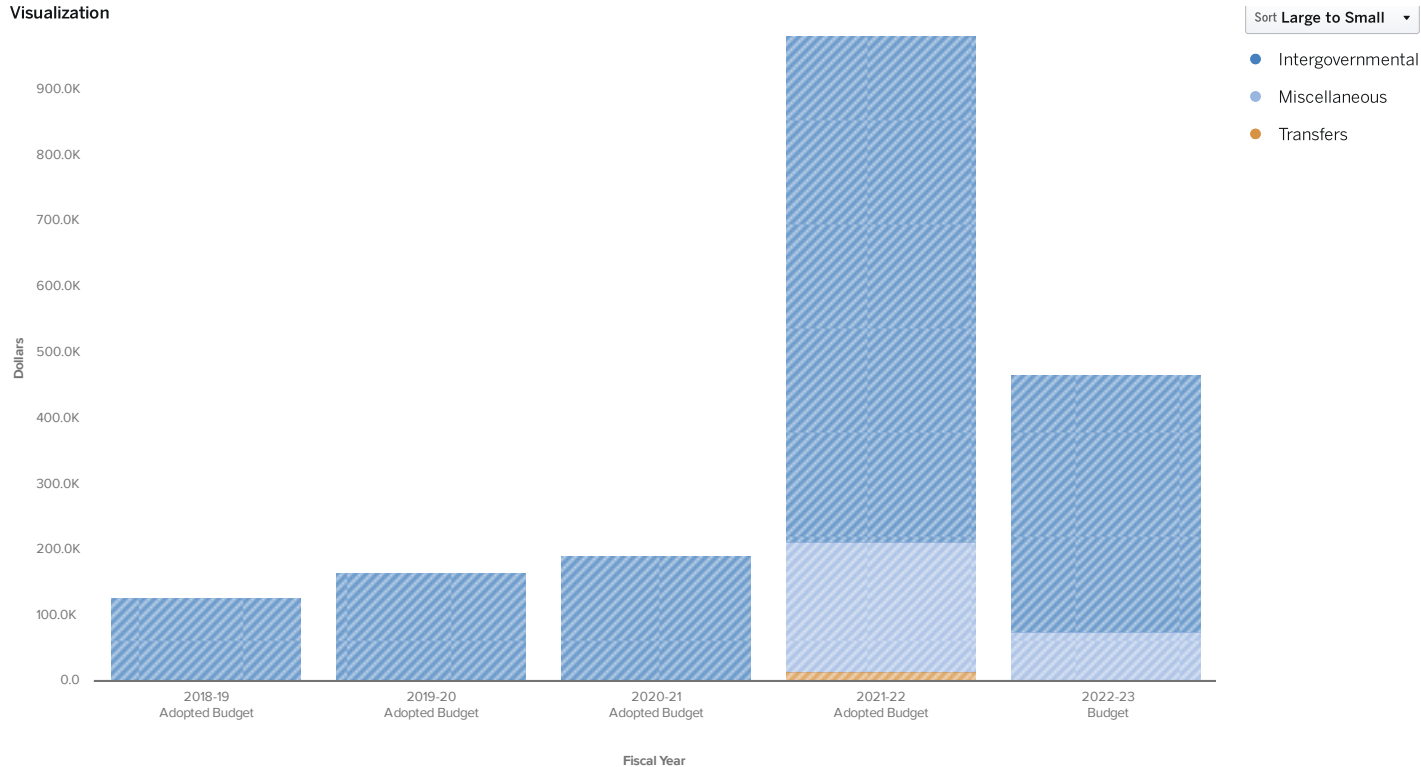
Visualization



Collapse All	2021-22 Adopted Budget	2022-23 Budget
▼ Revenues	\$ 982,652	\$ 468,032
► Intergovernmental	770,649	391,887
► Miscellaneous	198,077	76,145
► Transfers	13,926	0
▼ Expenses	1,798,257	1,001,460
► Operating Expense	925,553	585,721
► Personnel Services	418,778	409,214
► Capital Outlay	440,000	0
► Transfers	13,926	6,525
Revenues Less Expenses	\$ -815,605	\$ -533,428

The Numbers Over Time – Revenues

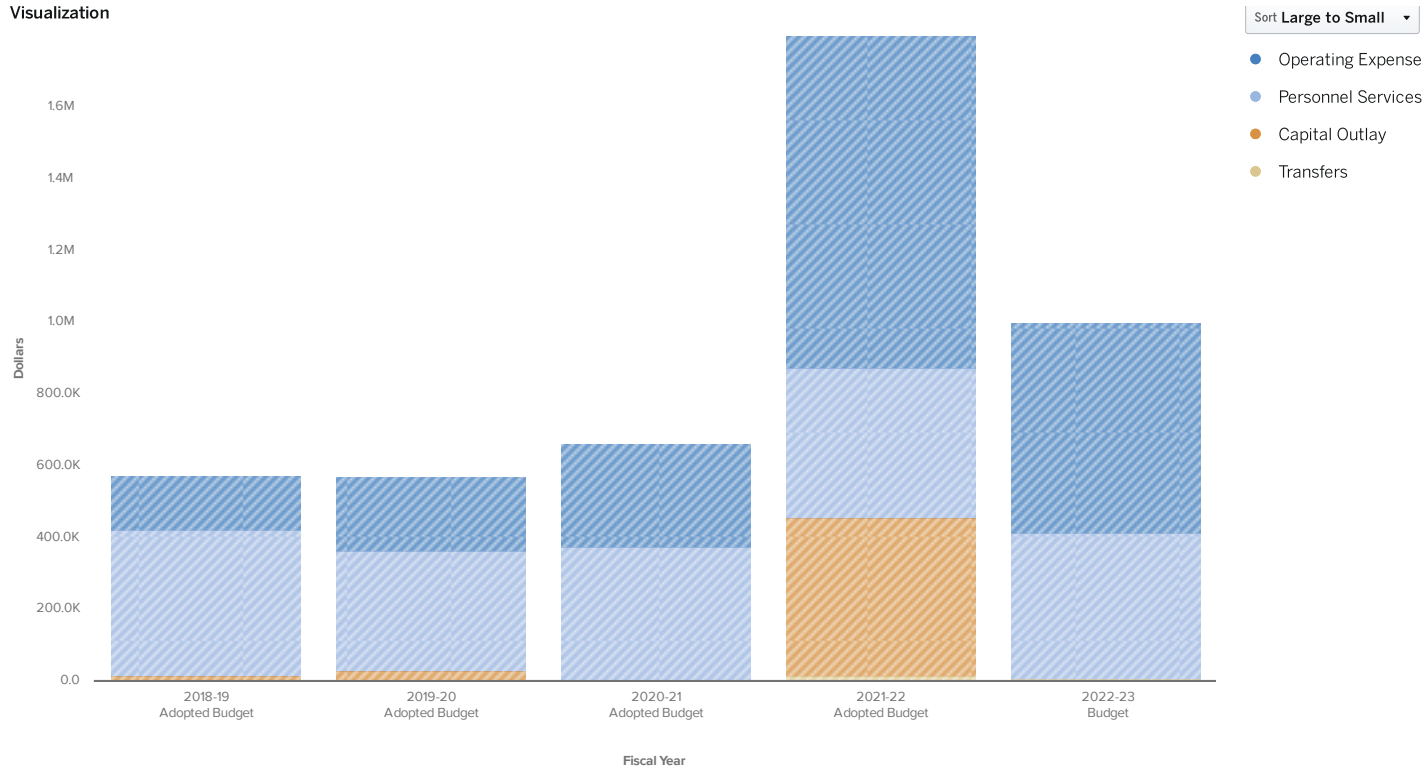
Visualization



Collapse All	2018-19 Adopted Budget	2019-20 Adopted Budget	2020-21 Adopted Budget	2021-22 Adopted Budget	2022-23 Budget
▼ Intergovernmental	\$ 126,304	\$ 164,495	\$ 192,276	\$ 770,649	\$ 391,887
▶ Federal Grants	52,600	77,826	89,444	664,843	302,637
▶ State Grants	73,704	86,669	102,832	105,806	89,250
▼ Miscellaneous	0	0	0	198,077	76,145
▶ Donations-Private Sources	0	0	0	198,077	76,145
▼ Transfers	0	0	0	13,926	0
▶ Transfers - Same Fund	0	0	0	13,926	0
Total	\$ 126,304	\$ 164,495	\$ 192,276	\$ 982,652	\$ 468,032

The Numbers Over Time – Expenditures

Visualization

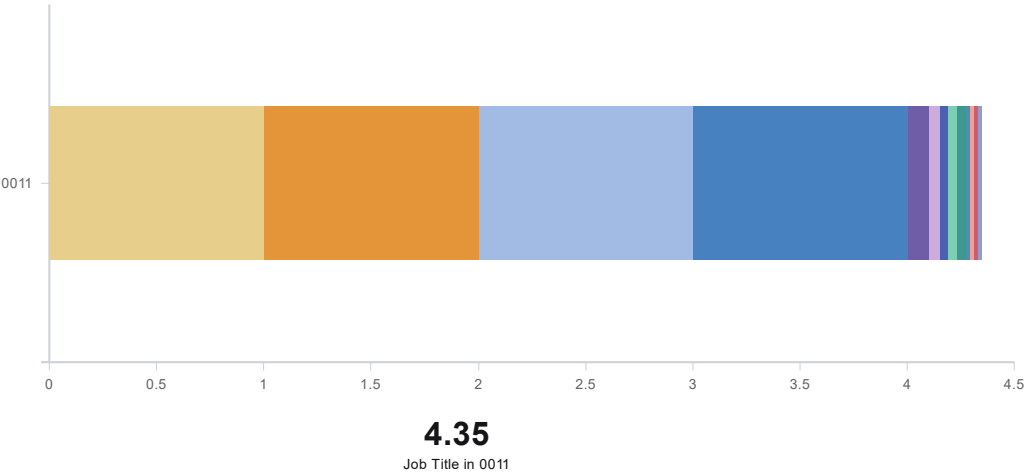


Collapse All	2018-19 Adopted Budget	2019-20 Adopted Budget	2020-21 Adopted Budget	2021-22 Adopted Budget	2022-23 Budget
▼ Operating Expense	\$ 150,657	\$ 207,204	\$ 287,821	\$ 925,553	\$ 585,721
▶ Other Services	25,945	73,939	29,080	676,892	329,662
▶ Operating Supplies	33,992	22,185	199,774	187,940	161,300
▶ Repair and Maintenance	23,980	44,982	36,223	29,182	26,000
▶ Insurance	6,400	10,500	10,000	18,500	18,500
▶ Professional Services	8,714	7,480	5,319	5,806	14,976
▶ Rentals and Leases	10,900	13,700	96	0	11,250
▶ Other Current Charges	7,630	8,560	4,587	3,900	4,200
▶ Travel & Per Diem	10,146	8,824	800	800	5,800
▶ Printing and Binding	14,000	4,138	504	500	500
▶ Training	3,750	2,450	0	0	5,000
▶ Promotional Activities	2,000	5,000	0	0	3,000
▶ Utility Services	800	2,733	0	0	3,500
▶ Freight and Postage Svcs	1,500	1,500	800	1,300	1,300
▶ Books/Memberships	850	1,163	590	683	683
▶ Office Supplies	50	50	48	50	50
▼ Personnel Services	409,057	335,466	372,718	418,778	409,214
▶ Salary and Wages	274,394	217,160	247,347	278,819	287,124
▶ Benefits	134,663	118,306	125,371	139,959	122,090
▼ Capital Outlay	13,753	27,671	0	440,000	0
▶ Machinery and Equipment	13,753	27,671	0	300,000	0
▶ Land	0	0	0	140,000	0
▼ Transfers	0	0	0	13,926	6,525
▶ Transfers - Same Fund	0	0	0	13,926	0
▶ Transfers - Between Funds	0	0	0	0	6,525
Total	\$ 573,467	\$ 570,341	\$ 660,539	\$ 1,798,257	\$ 1,001,460

Our People – FTE Count

**Allocated FTE - Fund
0011-02401 EM**

Data Updated 4 days ago



Allocated FTE - Fund 0011-02401 EM

Job Title	0011
Allocated FTE Count	
ACCOUNTING CLERK III	0.04
DEPUTY FIRE CHIEF	0.02
DIRECTOR OF PUBLIC SAFETY	0.10
DIVISION CHIEF: TRAINING AND SAFETY	0.02
EMERGENCY MANAGEMENT DEPUTY DIRECTOR	1.00
EMERGENCY MANAGEMENT DIRECTOR	1.00
EMERGENCY PLANNER I	1.00
EMERGENCY SPECIALIST I	1.00
FINANCE MANAGER	0.05
FINANCE SPECIALIST	0.02
LOGISTICS MANAGER	0.04
LOGISTICS TECHNICIAN	0.04
MAINTENANCE TECHNICIAN II	0.02
ALLOCATED FTE COUNT	4.35



Fiscal Year 2022–2023 Annual Budget

Mosquito Control



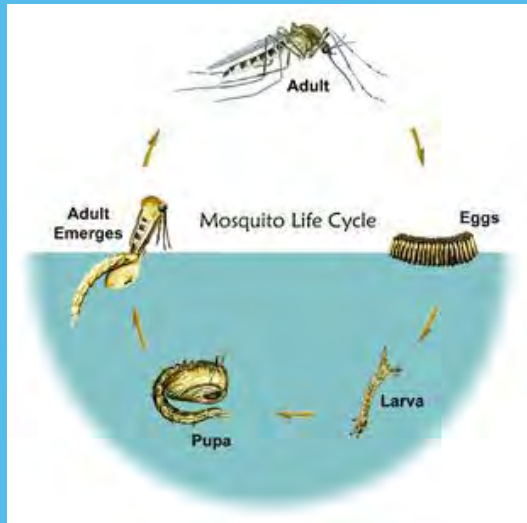
What We Do

Mosquito control districts across Florida are governed by laws established by Florida Department of Agriculture and Consumer Services.

We are dedicated to enhancing the quality of life for residents throughout Hernando County by reducing mosquito populations that are a threat to public health or nuisance.



Mosquito Life Cycle

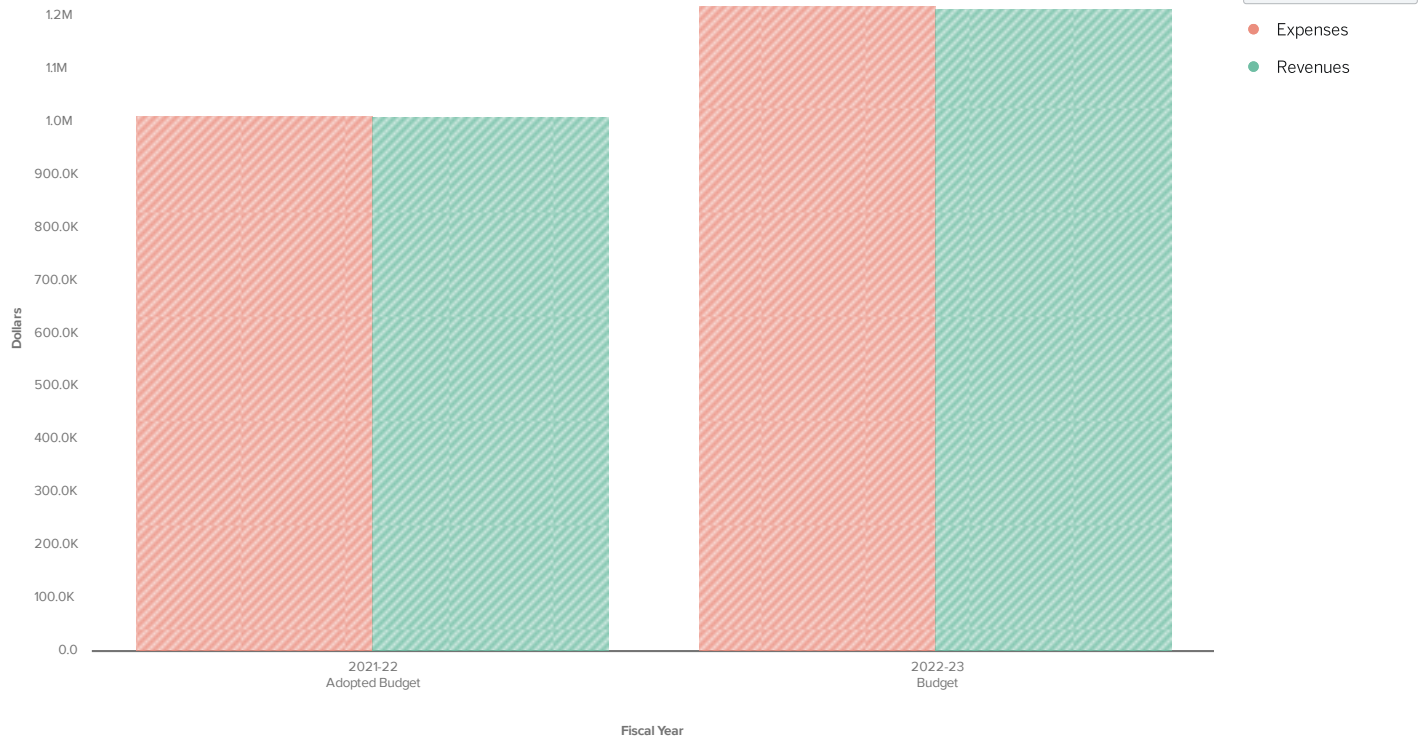


Effective mosquito control is accomplished by the use of Integrated Pest Management.

- Surveillance
- Source Reduction
- Control (biological/chemical)
- Public Ed & Outreach

Mosquito Control Revenue vs Expenditure

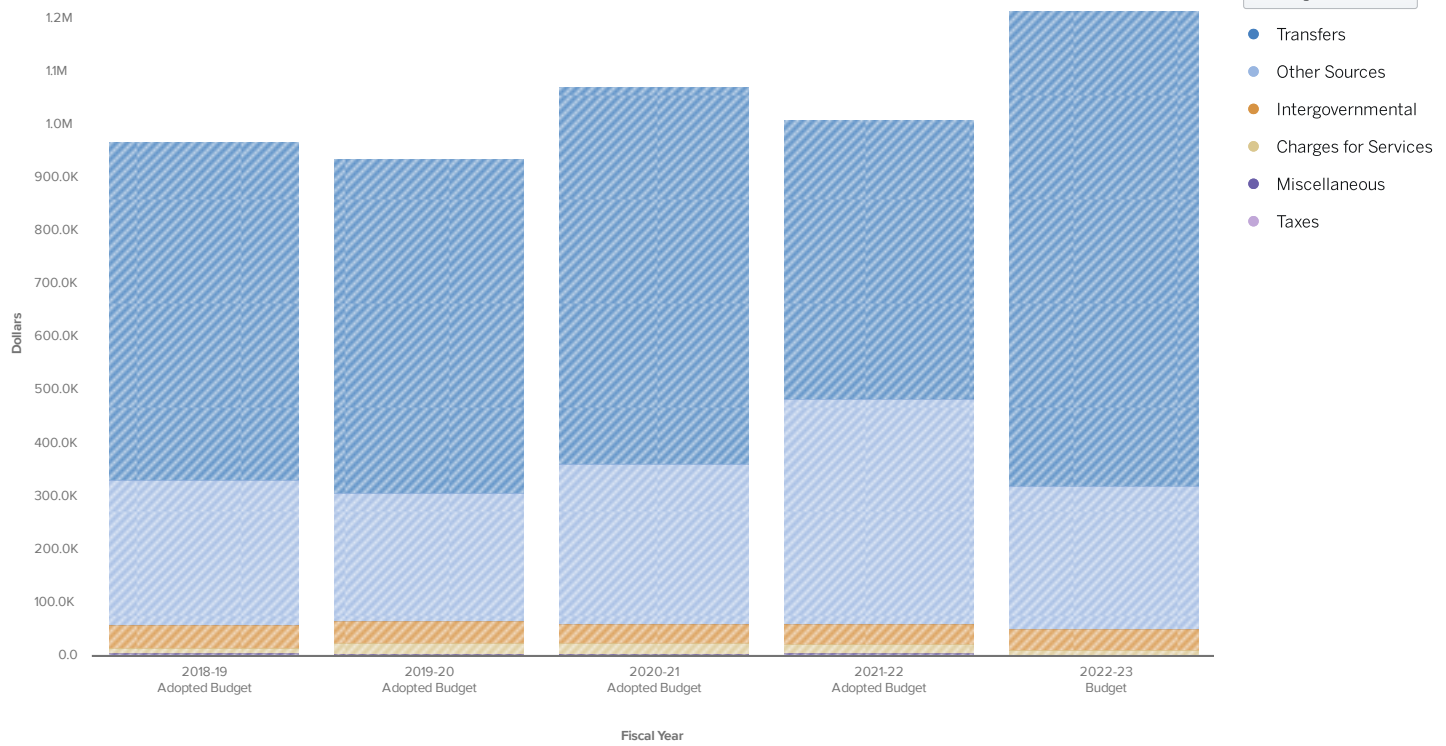
Visualization



Collapse All	2021-22 Adopted Budget		2022-23 Budget
▼ Revenues	\$ 1,009,624		\$ 1,213,272
▶ Transfers	524,801		892,819
▶ Other Sources	425,059		269,827
▶ Intergovernmental	36,264		38,026
▶ Charges for Services	18,300		12,300
▶ Miscellaneous	5,200		300
▼ Expenses	1,012,724		1,218,072
▶ Personnel Services	500,531		493,374
▶ Operating Expense	414,035		413,112
▶ Budget Reserves	69,975		281,056
▶ Capital Outlay	9,600		20,000
▶ Transfers	18,583		10,530
Revenues Less Expenses	\$ -3,100		\$ -4,800

The Numbers Over Time – Revenues

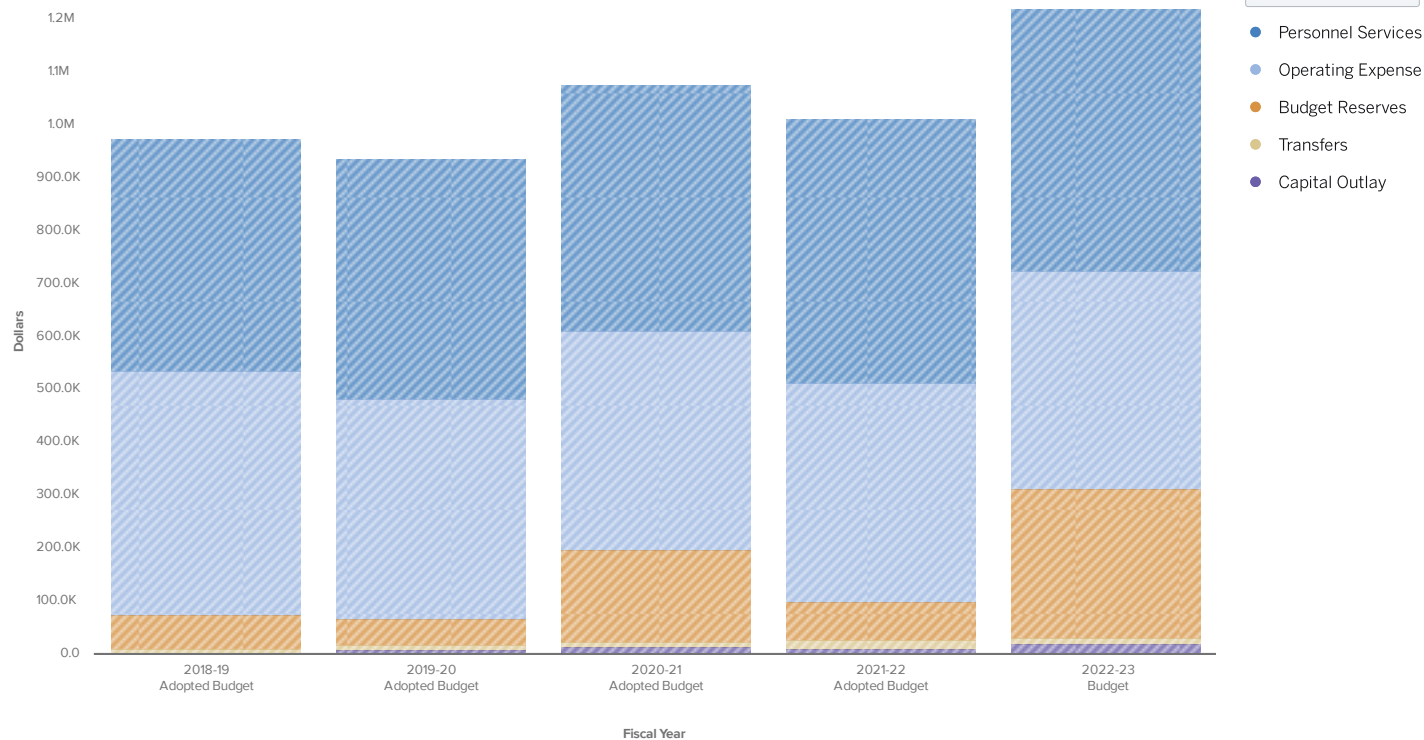
Visualization



Collapse All	2018-19 Adopted Budget	2019-20 Adopted Budget	2020-21 Adopted Budget	2021-22 Adopted Budget	2022-23 Budget
▼ Transfers	\$ 635,125	\$ 628,437	\$ 709,787	\$ 524,801	\$ 892,819
▶ Transfers - Between Funds	635,125	628,437	709,787	524,801	892,819
▼ Other Sources	275,181	240,365	301,260	425,059	269,827
▶ Balance Forward Cash	275,181	240,365	301,260	425,059	269,827
▼ Intergovernmental	41,646	41,646	34,496	36,264	38,026
▶ State Grants	41,646	41,646	34,496	36,264	38,026
▼ Charges for Services	9,800	21,500	21,501	18,300	12,300
▶ Physical Environment	9,000	20,000	20,000	17,300	12,000
▶ Other General Government	800	1,500	1,501	1,000	300
▼ Miscellaneous	5,800	4,100	4,799	5,200	300
▶ Interest and Other Earnings	4,300	3,600	4,799	4,200	300
▶ Other Miscellaneous	1,500	500	0	1,000	0
▼ Taxes	500	50	50	0	0
▶ Ad Valorem	500	50	50	0	0
Total	\$ 968,052	\$ 936,098	\$ 1,071,893	\$ 1,009,624	\$ 1,213,272

The Numbers Over Time – Expenditures

Visualization

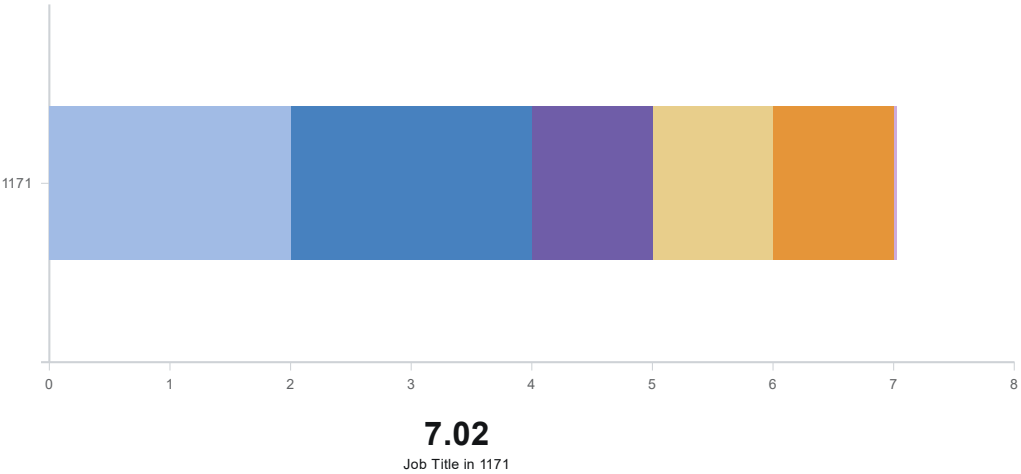


Collapse All	2018-19 Adopted Budget	2019-20 Adopted Budget	2020-21 Adopted Budget	2021-22 Adopted Budget	2022-23 Budget
▼ Personnel Services	\$ 437,532	\$ 452,952	\$ 465,276	\$ 500,531	\$ 493,374
▶ Salary and Wages	290,676	300,529	319,164	333,226	334,713
▶ Benefits	146,856	152,423	146,112	167,305	158,661
▼ Operating Expense	461,292	415,753	413,443	414,035	413,112
▶ Operating Supplies	232,508	192,931	198,563	180,455	170,626
▶ Other Current Charges	37,159	65,245	38,748	55,709	54,149
▶ Other Services	50,321	42,400	42,399	50,200	48,000
▶ Rentals and Leases	44,855	44,855	44,855	44,855	44,830
▶ Insurance	39,551	33,950	45,950	33,563	40,800
▶ Repair and Maintenance	24,122	21,890	21,685	25,498	36,236
▶ Training	19,250	2,930	7,500	5,095	4,500
▶ Travel & Per Diem	5,312	2,430	4,507	5,650	5,070
▶ Professional Services	2,344	3,952	4,048	8,105	3,836
▶ Promotional Activities	2,000	2,000	1,998	2,000	2,000
▶ Books/Memberships	2,470	1,770	1,890	1,565	1,665
▶ Office Supplies	600	600	600	500	500
▶ Freight and Postage Svcs	500	500	500	540	500
▶ Printing and Binding	300	300	200	300	400
▼ Budget Reserves	65,563	49,428	173,700	69,975	281,056
▶ Reserves	65,563	49,428	173,700	69,975	281,056
▼ Transfers	9,165	9,165	9,126	18,583	10,530
▶ Transfers - Between Funds	9,165	9,165	9,126	18,583	10,530
▼ Capital Outlay	0	8,800	14,200	9,600	20,000
▶ Intangible Assets	0	8,800	8,800	9,600	0
▶ Machinery and Equipment	0	0	5,400	0	20,000
Total	\$ 973,552	\$ 936,098	\$ 1,075,745	\$ 1,012,724	\$ 1,218,072

Our People – FTE Count

Allocated FTE - Fund 1171

Data Updated 4 days ago



Allocated FTE - Fund 1171

Job Title	1171
Allocated FTE Count	
DIRECTOR OF PUBLIC SAFETY	0.02
MOSQUITO CONTROL DIRECTOR	1.00
MOSQUITO CONTROL SUPPORT SPECIALIST	1.00
MOSQUITO CONTROL SURVEY TECHNICIAN	1.00
MOSQUITO CONTROL TECHNICIAN I	2.00
MOSQUITO CONTROL TECHNICIAN II	2.00
ALLOCATED FTE COUNT	7.02

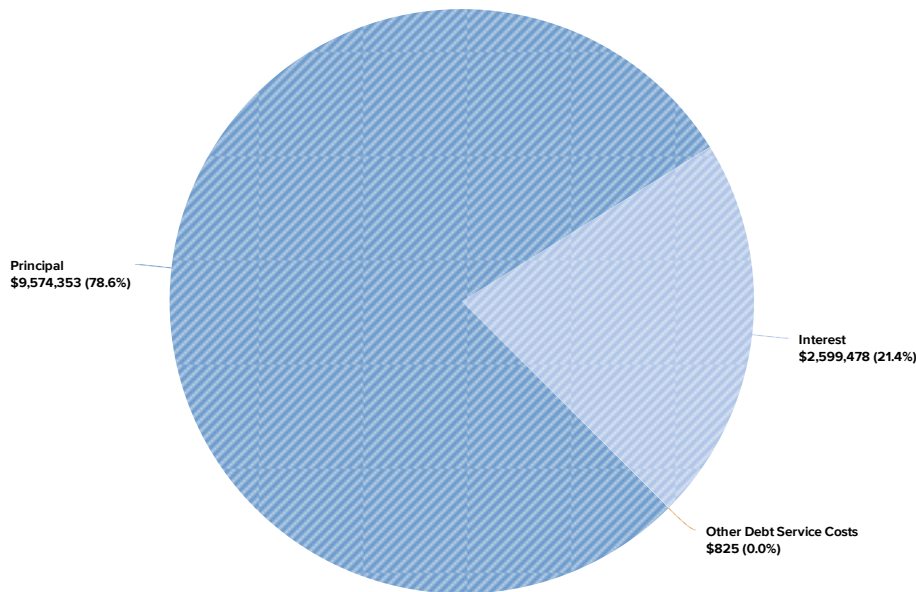


Fiscal Year 2022-2023 Annual Budget Debt Service

Visualization

Sort **Large to Small**

- Principal
- Interest
- Other Debt Service Costs



2022-23
Budget

< >

Collapse All	2021-22 Adopted Budget	2022-23 Budget
▼ Principal	\$ 7,455,948	\$ 9,574,353
PRINCIPAL-BOND RETIREMENT	3,595,000	4,415,000
PRINCIPAL-LOC	2,498,557	3,817,353
PRINCIPAL-LOANS	1,312,000	1,342,000
PRINCIPAL-LOC/ENERGY CONT	50,391	0
▼ Interest	3,243,790	2,599,478
INTEREST-BONDS	2,298,547	1,962,920
INTEREST-LOC	505,942	388,277
INTEREST-LOANS	424,173	248,281
INTEREST-LOC/ENERGY CONT	15,128	0
▼ Other Debt Service Costs	1,500	825
PAYING AGENT/TRUSTEE FEE	1,500	825
Total	\$ 10,701,238	\$ 12,174,656

Debt Summary

Loans and notes payable amounted to \$28,394,618 of which \$27,561,292 is for Governmental Activities and \$833,326 is for Business-Type Activities.

Hernando County had total bonded debt outstanding of \$72,019,331. Taxable Water and Sewer Refunding Revenue

Bonds Series 2021A were issued to refund Water and Sewer Refunding Revenue Bonds, Series 2013A. Water and Sewer Refunding Revenue Bonds, Series 2021B were issued to repay outstanding loans with the Florida Department

of Environmental Protection under the State Revolving Fund program. The refunding resulted in a present value savings of \$4.3 million. All of these bonds represent bonds secured solely by specified non-ad valorem revenue sources (i.e., revenue bonds).

Bond Ratings

The County traditionally insured its bonded debt, and consequently, the County's bonds have historically maintained

an insured rating of "Aaa" from Moody's and "AAA" from Standard & Poor's and Fitch. The County also obtained underlying ratings during the issuance of certain bonds.

Following are the County's underlying ratings on bonds outstanding as of September 30, 2021:

<u>S&P</u>	<u>Moody's</u>	<u>Fitch</u>
Non-Ad Valorem Refunding Revenue Bonds, Series 2010	Aa3	NR
A+		
Taxable Water and Sewer Refunding Revenue Bonds, Series 2021A	Aa2	AA+
NR		
Water and Sewer Refunding Revenue Bonds, Series 2021B	Aa2	AA+
NR		

NR represents No Rating.



Fiscal Year 2022–2023 Annual Budget Reserves

What are Reserves?

Fund Balance

Fund balance represents the balance of funds resulting from prior year funds carried forward, added to current year revenues, less current year expenses. Spendable fund balance is categorized as restricted, committed, assigned, or unassigned. As a group, the first three categories are referred to as Reserves.

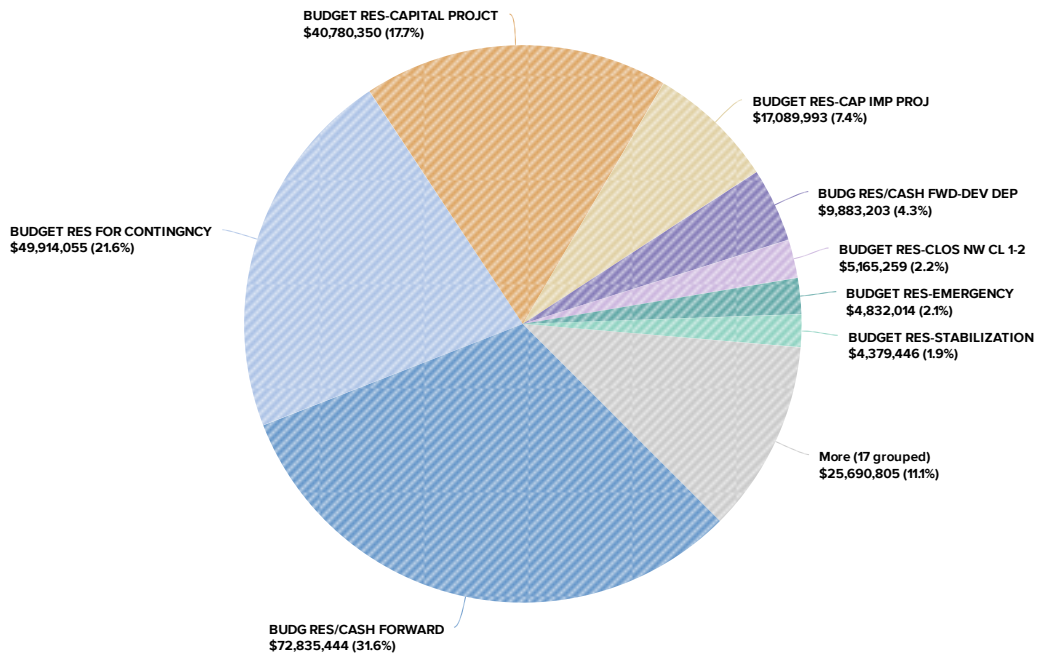
Special Revenue Funds

Special Revenue Funds are established for revenue sources that are legally restricted, either by State statute or local ordinance, to be spent for a specific purpose. Just as the spending within these funds is committed to a specific purpose, the reserves generated in those funds can only be spent for a specific purpose.

Likewise, Debt Service Funds are established specifically for principal and interest payments on long term debt. Similarly, Capital Projects Funds are used for construction or acquisition of Capital facilities. The only Reserve funds that can be used for general purpose are the General Fund.

Sort **Large to Small**

- BUDG RES/CASH FORWARD
- BUDGET RES FOR CONTIN...
- BUDGET RES-CAPITAL PR...
- BUDGET RES-CAP IMP PROJ
- BUDG RES/CASH FWD-DE...
- BUDGET RES-CLOS NW CL...
- BUDGET RES-EMERGENCY
- BUDGET RES-STABILIZATI...
- More (17 grouped)



2022-23
Budget

< >

	2021-22 Adopted Budget	2022-23 Budget
BUDG RES/CASH FORWARD	\$ 61,272,225	\$ 72,835,444
BUDGET RES FOR CONTINGNCY	44,119,551	49,914,055
BUDGET RES-CAPITAL PROJCT	30,468,243	40,780,350
BUDGET RES-CAP IMP PROJ	24,137,428	17,089,993
BUDG RES/CASH FWD-DEV DEP	4,019,252	9,883,203
BUDGET RES-CLOS NW CL 1-2	6,247,354	5,165,259
BUDGET RES-EMERGENCY	4,311,593	4,832,014
BUDGET RES-STABILIZATION	4,236,593	4,379,446
BUDGET RES-LT CR NW CL1-2	3,480,185	5,099,559
BUDGET RES-REPAIR & REPLC	5,441,786	2,428,009
BUDGET RES-SPACE ND/SURPL	5,242,011	2,077,023
BUDGET RES-FUTURE CLAIMS	2,937,592	4,053,471
BUDGET RES-JAIL REPAIRS	549,221	5,818,742
BUDGET RES-DED IND DEV	1,975,000	1,975,000
BUDGET RES-FTR CELL CONST	3,326,924	344,642
BUDGET RES-EQUIPMENT	1,351,348	1,463,550
BUDGET RES-FUTURE YEAR	1,394,334	1,394,334
BUDGET RES-GRANTS	624,290	4,297
BUDGET RES FOR CONT-HCSO	0	603,925
BUDGET RES-C&D SPOTTER	150,012	223,941
BUDGET RES-LT CARE NW C&D	273,688	99,994
BUDGET RES-CLOSURE NW C&D	166,383	0
BUDGET RES-SIDEWALKS	67,000	65,218
BUDGET RES-SNSHN GROVE RD	27,600	31,000
BUDGET RES-PARKS CAP PROJ	1,030	8,100
Total	\$ 205,820,643	\$ 230,570,569



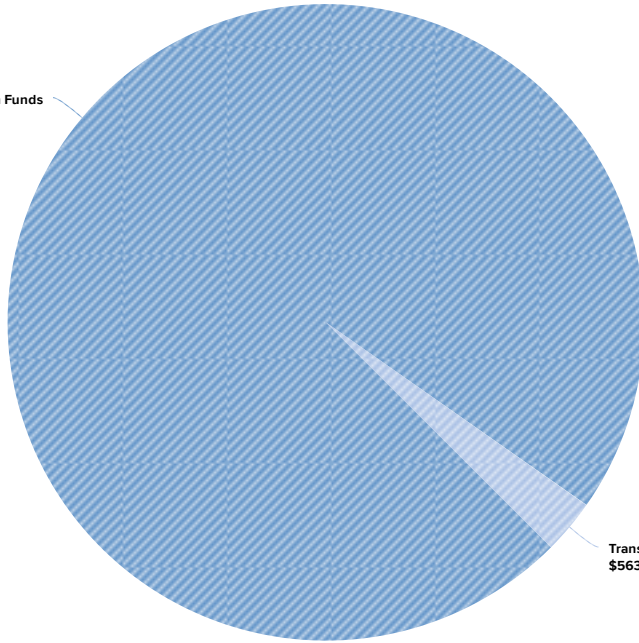
Fiscal Year 2022-2023 Annual Budget Transfers

Visualization

Sort **Large to Small** ▾

- Transfers - Between Funds
- Transfers - Same Fund

Transfers - Between Funds
\$19,818,799 (97.2%)



Transfers - Same Fund
\$563,709 (2.8%)

2022-23
Budget



Collapse All		2021-22 Adopted Budget	2022-23 Budget
▼ Transfers - Between Funds		\$ 20,906,347	\$ 19,818,799
TRNSF-HCUD R & R (4121)		3,940,900	4,321,216
TRNSF-BOND 2021B (4143)		3,118,330	3,690,800
TRNSF-HCUD CAPITAL 4144		4,399,664	2,160,608
TRNSF-NW CONSTR (4461)		1,500,000	2,000,000
TRNSF-BANK LOAN '12(2081)		1,601,760	1,590,283
TRNSF-HLTH SELF INS(5121)		1,459,849	1,320,000
TRNSF-LANDFILL R&R (4471)		1,000,000	500,000
TRNSF-LOCAL MOSQ CTRL		516,046	892,819
TRNSF-GENERAL FUND (0011)		599,385	573,419
TRNSF-CRT RLTD TECH(1482)		546,840	524,087
TRNSF-NW SL ESCROW (4431)		452,160	536,940
TRNSF-NON ADVAL REF S2010		532,511	441,657
TRNSF-GEN FD CAPITAL PROJ		0	750,000
TRNSF-DISASTER DEBRIS		300,000	300,000
TRNSF-CONSTITUTION GAS TX		236,570	216,530
TRNSF-HB BOATLIFT (7511)		272,580	0
TRNSF-AVIATION AUTH(4311)		185,118	0
TRNSF-BLDG SVC (4611)		157,989	0
TRNSF-KASS CIR CRA(1278)		75,640	440
TRNSF-STATE MOSQ CTRL		8,755	0
TRNSF-HERN/CIT MPO		2,250	0
▼ Transfers - Same Fund		1,647,008	563,709
TRNSF-GRANT MATCH		1,598,258	513,959
TRNSF-HCUD/WRWSA REIMB		48,750	49,750
Total		\$ 22,553,355	\$ 20,382,508



Fiscal Year 2022–2023 Annual Budget