

A photograph of the Hernando County Courthouse in Florida, a large red brick building with a classical facade featuring columns and a pediment. The building is partially obscured by several tall palm trees and other greenery. In the foreground, there is a well-maintained lawn and a sidewalk. To the right, a white stone wall with a decorative top and the words "HERNANDO COUNTY FLORIDA" is visible. The sky is blue with some light clouds.

*Hernando County, Florida*

*Approved Budget  
Fiscal Year 2010*

# INTRODUCTION

## ACKNOWLEDGEMENTS

### Hernando County Commissioners

Jeff Stabins  
Rose Rocco  
John Druzbeck  
Dave Russell, Jr.  
James Adkins

District 1  
Vice Chairperson, District 2  
2<sup>nd</sup> Vice Chairperson, District 3  
Chairperson, District 4  
District 5

### Elected County Officials

Karen Nicolai  
Alvin Mazourek  
Richard B. Nugent  
Annie D. Williams  
Juanita B. Sikes

Clerk of Circuit Court  
Property Appraiser  
Sheriff  
Supervisor of Elections  
Tax Collector

### Hernando County Administration

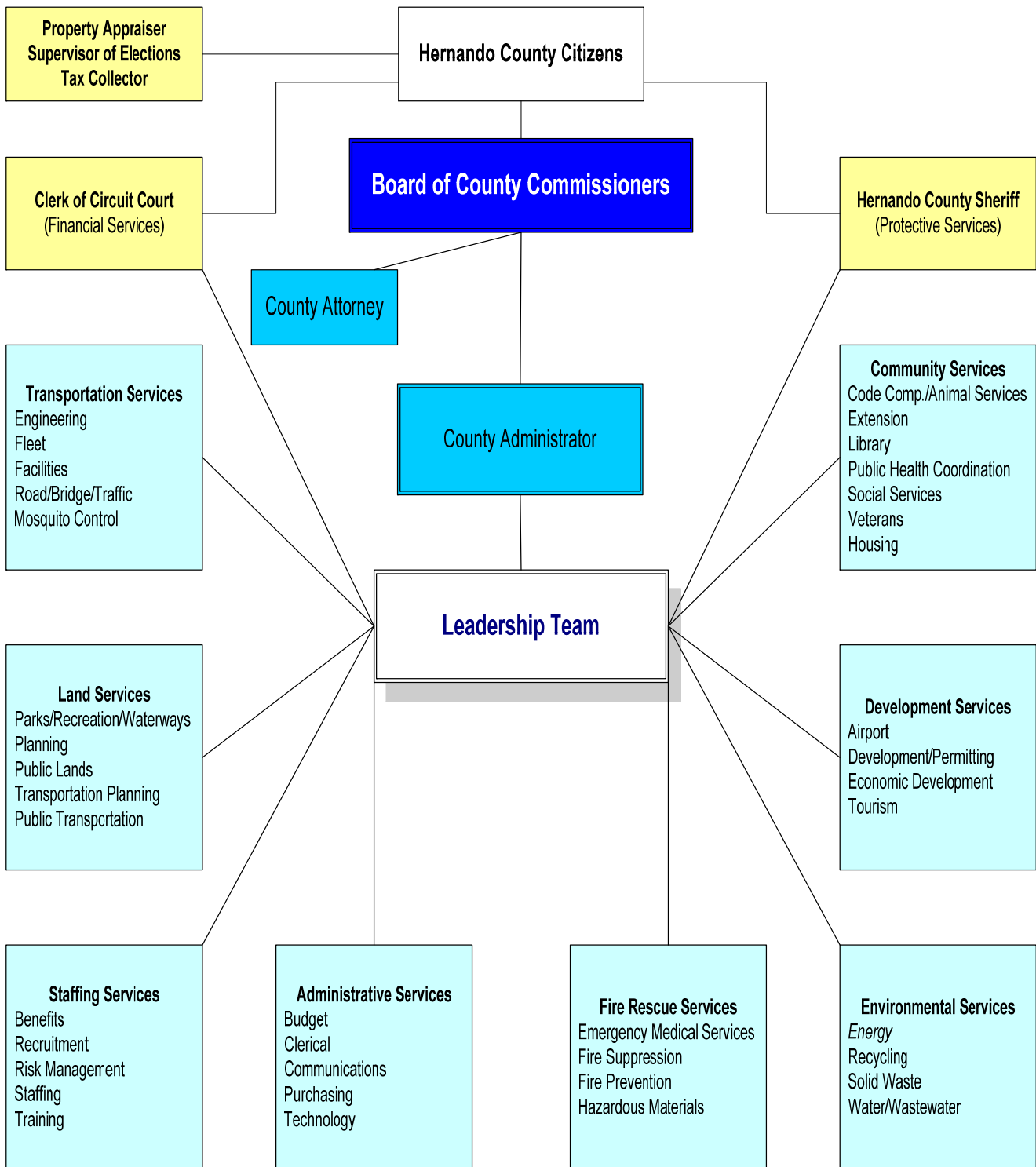
David N. Hamilton

County Administrator

### Office of Management and Budget

George W. Zoettlein  
Elaine N. Singer  
Pamela O. Lee  
Jan R. Jones  
Nancy Branas

Director of Administration and Budget  
Budget Management Analyst  
Budget Management Analyst  
Budget Management Analyst  
Grants Compliance Specialist



**Board of County Commissioners  
Duties and Responsibilities**

Hernando County is governed by a five-member Board of County Commissioners, elected at large for a term of four years. The Board annually elects a Chairperson as well as a 1<sup>st</sup> and 2<sup>nd</sup> Vice Chairpersons. The Chairperson represents the County Board whenever and wherever called upon to do so, signs documents and/or agreements and contracts entered into by the County and writes letters for the Board when so authorized.

The powers and duties of the County Commissioners are those prescribed by the State Constitution, or by the Legislature.

**Florida Statutes  
125.01 Powers and Duties**

- Adopt their rules of procedure, select officers, and set time and place of official meetings.
- Provide for the prosecution and defense of legal causes in behalf of the County or State and retain counsel and set their compensation.
- Provide and maintain County buildings.
- Provide fire protection, including the enforcement of the Florida Fire Prevention Code, and adopt and enforce local technical amendments to the Florida Fire Prevention Code as provided in those sections pursuant to Section 633.0215 FS.
- Provide ambulance service and health and welfare programs.
- Provide parks, preserves, playgrounds, recreation areas, libraries, museums, historical commissions, and other recreation and cultural facilities and programs.
- Prepare and enforce comprehensive plans for the development of the County.
- Establish, coordinate, and enforce zoning and such business regulations as are necessary for the protection of the public.
- Adopt, by reference or in full, and enforce housing and related technical codes and regulations.
- Establish and administer programs of housing, slum clearance, community redevelopment, conservation, flood and beach erosion control, air pollution control, and navigation and drainage.
- Provide and regulate waste and sewage collection and disposal, water and alternative water supplies.
- Provide and operate air, water, rail, and bus terminals, port facilities, and public transportation systems.
- Provide and regulate arterial, toll, and other roads, bridges, tunnels, and related facilities; eliminate grade crossings; regulate the placement of signs, lights, and other structures within the right-of-way limits of the County road system; provide and regulate parking facilities; and develop and enforce plans for the control of traffic and parking, including the purchase of right-of-ways; the construction, reconstruction, operation, maintenance, and repair of such transportation facilities; and the payment of indebtedness incurred with respect to such transportation facilities.
- License and regulate taxis, jitneys, limousines for hire, rental cars, and other passenger vehicles for hire that operate in the unincorporated areas of the County.
- Establish and enforce regulations for the sale of alcoholic beverages in the unincorporated areas of the County pursuant to general law.
- Enter into agreements with other governmental agencies within or outside the boundaries of the County for joint performance, or performance by one unit in behalf of the other, of any of either agency's authorized functions.
- Establish, and subsequently merge or abolish those created hereunder, municipal service taxing or benefit units for any part or all of the unincorporated area of the County, within which may be provided fire protection; law enforcement; beach erosion control, recreation service and facilities; water; alternative water supplies; streets; sidewalks; street lighting; garbage and trash collection and disposal; waste and sewage collection and disposal; drainage; transportation; indigent health care services; mental health care services; and other essential facilities and municipal services from funds derived from service charges, special assessments, or taxes within such unit only. Subject to the consent by ordinance of the governing body of the affected municipality given either annually or for a term of years, the boundaries of a municipal service taxing or benefit unit may include all or part of the boundaries of a municipality. This paragraph authorizes all counties to levy additional taxes, within the limits fixed for municipal purposes.
- Levy and collect taxes, both for County purposes and for the providing of municipal services within any municipal service taxing unit, and special assessments; borrow and expend money; and issue bonds, revenue certificates, and other obligations of indebtedness, which power shall be exercised in such manner, and subject to such limitations, as may be provided by general law. There shall be no referendum required for the levy by a county of ad valorem taxes, both for county purposes and for the providing of municipal services within any municipal service taxing unit.
- Make investigations of County affairs; inquire into accounts, records, and transactions of any County department, office, or officer; and, for these purposes, require reports from any County officer or employee and the production of official records.

- Adopt ordinances and resolutions necessary for the exercise of its powers and prescribe fines and penalties for the violation of ordinances in accordance with law.
- Create civil service systems and boards.
- Require every County official to submit to it annually, at such time as it may specify, a copy of the official's operating budget for the succeeding fiscal year.
- Perform any other acts not inconsistent with law, which acts are in the common interest of the people of the County, and exercise all powers and privileges not specifically prohibited by law.
- Employ an independent certified public accounting firm to audit any funds, accounts, and financial records of the county and its agencies and governmental subdivisions.
- Place questions or propositions on the ballot at any primary election, general election, or otherwise called special election, when agreed to by a majority vote of the total membership of the legislative and governing body, so as to obtain an expression of elector sentiment with respect to matters of substantial concern within the County. No special election may be called for the purposes of conducting a straw ballot.
- Approve or disapprove the issuance of industrial development bonds authorized by law for entities within its geographic jurisdiction.
- Use ad valorem tax revenues to purchase any or all interests in land for the protection of natural floodplains, marshes, or estuaries; for use as wilderness or wildlife management areas; for restoration of altered ecosystems; or for preservation of significant archaeological or historic sites.
- Enforce the Florida Building Code, as provided in section 553.80 FS, and adopt and enforce local technical amendments to the Florida Building Code, pursuant to s. 553.73(4)(b) and (c) FS.
- The Board of County Commissioners shall be the governing body of any municipal service taxing or benefit unit created pursuant to F.S. 125.01 paragraph (1)(q).
- The enumeration of powers herein shall not be deemed exclusive or restrictive, but shall be deemed to incorporate all implied powers necessary or incident to carrying out such powers enumerated, including, specifically, authority to employ personnel, expend funds, enter into contractual obligations, and purchase of lease and sell or exchange real or personal property.
- The legislative and governing body of a county shall not have the power to regulate the taking or possession of saltwater fish, as defined in section 370.01 FS, with respect to the method of taking, size, number, season, or species. However, this subsection does not prohibit a county from prohibiting, for reasons of protecting the public health, safety, or welfare, saltwater fishing from real property owned by that county, nor does it prohibit the imposition of excise taxes by county ordinance.
- To an extent not inconsistent with general or special law, the governing body of a county shall have the power to establish, and subsequently merge or abolish those created hereunder, special districts to include both incorporated and unincorporated areas subject to the approval of the governing body of the incorporated area affected, within which may be provided municipal services and facilities from funds derived from service charges, special assessments, or taxes within such district only. Such ordinance may be subsequently amended by the same procedure as the original enactment.

In addition to the elected Board of County Commissioners, Hernando County has five Constitutional Officers: Clerk of the Circuit Court, Property Appraiser, Sheriff, Supervisor of Elections and Tax Collector. These officers are elected by the voters of Hernando County and operate independently. These offices perform functions specifically designed by the Florida Constitution. The funding for these officers is included within this document in the General Fund.

The Commissioners have no authority over constitutional officers, officers appointed by the governor, or the School Board.

The chief administrative official of the County is the County Administrator. The County Administrator is hired by the Board of County Commissioners and is directly responsible to the Board for the administration and operation of all departments (refer to the organizational chart) under the Board and for the execution of all Board policies. The County Administrator oversees the preparation of the County budget and its administration throughout the budget year. Budgetary responsibilities of the County Administrator are those adopted by Board resolution in accordance with Chapter 129.025 of the Florida Statutes.

#### **Roles and Responsibilities of the Board of County Commissioners**

1. To be responsive to and represent the desires of the citizens.
2. To establish goals and determine priorities through approval of objectives, plans, and budgets.
3. To consider, evaluate, and establish laws, policies, regulations, and procedures.
4. To act as a judicial body in matters of appeal, properly presented according to laws, policies, regulations, and procedures.

5. To ensure that direction given to the County Administrator is clear, explicit and represents the desires of a majority of the Board and not individual commissioners.
6. To refrain from directing individual staff members, except through the County Administrator.

#### **The Role of the Staff to the Board of County Commissioners**

1. To implement the goals of the Board of County Commissioners.
2. To suggest plans and budgets for approval by the Board of County Commissioners consistent with approved goals. To provide statements of missions, goals and objectives in the budgets for each department or function in order to facilitate evaluating services provided to the citizens. These missions, goals and objectives are to be reviewed throughout the year for effectiveness and efficiency.
3. To implement Board approved objectives, plans and budgets.
4. To provide the Board with adequate, competent information and professional recommendations upon which the Board may rely in making decisions.
5. To manage the day-to-day affairs of county government.
6. To suggest to the Board new laws, regulations and policies or modifications to existing ones.

**HERNANDO COUNTY GOVERNMENT  
FUND STRUCTURE AND GOVERNMENTAL ACCOUNTING**

Hernando County develops its budget in accordance with requirements of Florida Statutes and Generally Accepted Accounting Principles (GAAP).

The County maintains records for general governmental operations on a modified basis, with revenues being recorded when available and measurable and expenditures being recorded when the goods or services are received and the liabilities incurred. Certain revenues, such as sales taxes and intergovernmental revenues, when measurable and available, are accrued in the general government operations. Accounting records for the County's proprietary funds are maintained on the accrual basis. Enterprise and internal service funds are converted to the full accrual basis of accounting at fiscal year end for report purposes. The internal control structure is designed to provide reasonable, but not absolute, assurance regarding (1) the safeguarding of assets against loss from unauthorized use or disposition and (2) the reliability of financial records for preparing financial statements and maintaining accountability for assets. The concept of reasonable assurance recognizes that (1) the cost of control should not exceed the benefits likely to be derived and (2) the evaluation of costs and benefits requires estimates and judgments by management. All internal control evaluations occur within the above framework.

The Board of County Commissioners adopts budgets for all funds. The basis of budgeting follows, for the most part, the basis of accounting. Budgets differ in that depreciation is not budgeted for and capital expenditures and debt service payments of principal and interest are budgeted on a cash basis versus accrual or deferral basis.

The annual budgets serve as the legal authorization for expenditures. Expenditures cannot legally exceed the total amount budgeted for each fund. All budget amendments, which change the legally adopted total appropriation for a fund, are approved by the Board. The level of control for appropriations is exercised at the fund level. Should additional revenue become available for appropriation in excess of the adopted budget, the Board, by resolution, may make supplemental appropriations for the year up to the amount of such excess.

**Fund Accounting**

The accounts of the County are organized on the basis of funds, each of which is considered to be a separate accounting entity. The operations of each fund are accounted for with a separate set of self-balancing accounts that are comprised of assets, liabilities, fund equities, revenues and expenditures or expenses, as appropriate. The various funds are summarized by fund type in the general purpose financial statements. The County uses the following fund types and account groups.

**Governmental Funds**

**General Fund** – This fund is for the general operations of the Board of County Commissioners. The County portion of the ad-valorem taxes and numerous miscellaneous types of revenues (fines, fees, licenses, etc.) are accounted for in this fund. This fund accounts for all financial resources, except those required to be accounted for in another fund.

**Special Revenue Funds** – These funds are used to account for specific types of revenue (other than expendable trusts or for major capital projects), which are legally restricted to specific expenditures. County gas taxes and special district fire taxes are in this category and are examples of special revenues that have legally restricted expenditures.

**Debt Service Funds** – These funds are used to account for accumulation of financial resources to pay principal, interest, and related costs of the County's long-term debt. Long-term debt is in the form of 1) certificates of participation and 2) revenue bond issues.

**Capital Projects Funds** – These funds are used to account for financial resources to be used for acquisition or construction of major capital projects (other than those financed by proprietary funds and trust funds). Projects may include roads, drainage, parks, buildings, or major equipment.

## **Proprietary Funds**

**Enterprise Funds** – These funds account for operations financed and operated in the manner of a private business. The intent is that the costs of providing goods or services to the general public should be recovered or financed through user charges.

**Internal Service Funds** – These funds account for the financing of goods or services provided by one governmental department to other departments or agencies on a cost-reimbursement basis

# SUMMARIES

**APPROVED BUDGET SUMMARY OF FUNDS**  
**Fiscal Year 2010**

Pursuant to Section 218.33, Florida Statutes, the Finance Department of the Clerk's Office has the responsibility and authority to set up an accounting structure for all local governments. Hernando County is required to organize its accounts according to the State of Florida's "Uniform Accounting Codes," as follows:

Fund Type	FY 2010 Approved Budget	Description of Use
-----------	----------------------------	--------------------

**General Fund**

To account for all financial resources except those required to be accounted for in another fund.

General (0011)	\$ 111,187,460	Primary operating fund of overall government entity including all Constitutional Officers.
----------------	----------------	--

**Special Revenue Funds**

To account for the proceeds of specific revenue sources that are legally restricted to expenditure for specified purposes.

Transportation Trust Fund (1011)	\$ 16,971,859	Road and traffic maintenance.
Constitutional Gas Tax (1013)	3,420,223	Road and traffic maintenance.
County Fuel Tax (1015)	1,370,935	Road and traffic maintenance.
Local Option Fuel Tax (1-6) (1017)	9,769,925	Road and traffic maintenance.
Residential Road Program (1021)	267,894	Residential road maintenance.
Add'l LOGT (1-5) Residential Roads (1022)	3,167,183	Residential road maintenance.
Ninth Cent Fuel Tax- Residential Roads (1024)	1,818,458	Residential road maintenance.
Florida Boating Improvement (1051)	285,625	Boating improvement projects.
800 MHz Radio System (1101)	326,550	Countywide radio system maintenance.
Health Unit Trust Fund (1141)	1,006,012	Health Department funding.
State Mosquito Control Local (1171)	622,033	Mosquito control protection.
State Mosquito Control (1181)	36,692	Mosquito control protection.
Law Enforcement Trust (1201)	306,000	Educational expenses for law enforcement.
Crime Prevention (1202)	167,000	Educational expenses for law enforcement.
Sensitive Lands (1231)	5,620,754	Voted debt millage to purchase sensitive lands.
Additional Court Costs (1242)	76,350	Legal aid and Law Library.
E-911 System (1251)	946,850	911 call system operations.
Tourist Development Tax (1261)	765,868	Tourist Development costs.
S.H.I.P. Housing (1271)	2,335,750	State Housing Initiatives.
Affordable Housing (1273)	4,036	State Housing Initiatives.
Impact Fees - Public Buildings (1321)	2,496,556	Impact fees collected for public buildings.
Impact Fees - Roads - Dist 1 (1331)	7,820,000	Impact fees collected for road improvements.
Impact Fees - Roads - Dist 2 (1332)	970,000	Impact fees collected for road improvements.
Impact Fees - Roads - Dist 3 (1333)	1,513,438	Impact fees collected for road improvements.
Impact Fees - Roads - Dist 4 (1334)	12,724,514	Impact fees collected for road improvements.
Impact Fees - Parks - Dist 1 (1341)	171,851	Impact fees collected for parks improvements.
Impact Fees - Parks - Dist 2 (1342)	2,025,776	Impact fees collected for parks improvements.
Impact Fees - Parks - Dist 3 (1343)	68,538	Impact fees collected for parks improvements.
Impact Fees - Parks - Dist 4 (1344)	1,018,720	Impact fees collected for parks improvements.
Impact Fees - Library (1351)	635,698	Impact fees collected for library capital.
Impact Fees - Law Enforcement (1361)	540,533	Impact fees collected for law enforcement.
Impact Fees - Fire - Hern Beach (1373)	200	Impact fees collected for fire capital.
Impact Fees - Fire - HCFR (1374)	985,667	Impact fees collected for fire capital.
Impact Fees - Ambulance (1381)	19,176	Impact fees collected for EMS capital.
Landscape Enhancement (1431)	218,277	Fines collected from illegal tree removal.
Court Improvement (1481)	2,654,998	Court buildings/grounds improvements.

FY 2010		
Fund Type	Approved Budget	Description of Use
Court Related Technology (1482)	2,042,542	Article V costs associated with technology.
Industrial/Economic Incentives (1551)	500,000	Economic incentive program.
Hernando County Fire Rescue - Fire (1601)	14,086,184	Fire protection for unincorporated areas.
Hernando County Fire Rescue - EMS (1651)	7,634,075	EMS services within County except Spring Hill area.
Choose Life License Plate (1721)	6,280	Special license plate collections.
D Slosberg Driver Education Safety (1741)	412,500	Driver improvement education.
Municipal Service Benefit Units (7000 Series)	9,008,653	Lghting, paving, utilities, improvements/services.
<b>Total</b>	<b>\$ 116,840,173</b>	

### Debt Service Funds

To account for accumulation of resources for and payment of long term debt principal and interest.

Capital Improvement Revenue Bonds (2051)	\$ 777,631	Minimum security facility, Westside office facility.
Capital Improvement Revenue Bonds (2061)	1,572,720	Jail/courtroom expansion., EOC, Libraries.
Gas Tax Revenue Refunding Bonds (2122)	1,237,494	Road projects.
Capital Improvement Revenue Bonds (2182)	1,318,688	Courthouse, Government complex.
<b>Total</b>	<b>\$ 4,906,533</b>	

### Capital Funds

To account for financial resources to be used for the acquisition or construction of major capital facilities (other than those financed by proprietary funds and trust funds).

Capital Improvement Revenue Bonds (3061)	\$ 1,586,598	Jail/courtroom expan., EOC bldg, 2 Libraries.
Capital Improvement Program (3121)	12,861,001	Capital improvements.
<b>Total</b>	<b>\$ 14,447,599</b>	

### Enterprise Funds

To account for operations: (a) that are financed and operated in a manner similar to private business enterprises where the intent of the governing body is that the costs (expenses including depreciation) of providing goods or services to the general public on a continuing basis be financed or recovered primarily through user charges; or (b) where the governing body has decided that periodic determination of revenues earned, expenses incurred, and/or net income is appropriate for capital maintenance, public policy, management control, accountability, or other purposes.

Hernando County Utilities (4111)	\$ 40,226,640	Water and sewer services.
Hernando County Utilities - R & R (4121)	9,832,087	Renewal and replacement - utilities.
Hernando County Utilities - Connection Fees (4131)	6,114,481	Capital costs - utilities.
Hernando County Utilities - Loan Proceeds	41,518,600	Capital costs - utilities.
Airport/Industrial Park (4311)	5,685,365	County airport operations.
Landfill Enterprise (4411)	8,134,467	Solid waste services.
Croom Landfill Escrow (4431)	8,174,202	Escrow account for Croom Landfill.
Future Cell Construction (4461)	1,179,840	Reserve account for future landfill cells.
Waste Management - R & R (4471)	2,375,316	Renewal and replacement - landfill.
Development Services (4611)	2,366,743	Building Division functions.
Zoning Division (4711)	1,600,407	Zoning Division functions.
<b>Total</b>	<b>\$ 127,208,148</b>	

Fund Type	FY 2010 Approved Budget	Description of Use
-----------	----------------------------	--------------------

**Internal Service Funds**

To account for the financing of goods or services provided by one department or agency to other departments or agencies of the governmental unit, or to other governmental units on a cost-reimbursement basis.

Central Fueling (5011)	\$ 1,535,400	Fueling service for County uses
Risk Management (5021)	3,915,229	Risk Management collection fund
Risk Management - Deduct Reserves (5022)	536,473	Risk Management collection fund
Worker's Compensation (5031)	6,810,034	Worker's Compensation collection fund
Vehicle Maintenance (5071)	2,283,920	Vehicle repair/maintenance for County uses
Vehicle Replacement Program (5081)	3,136,280	Vehicle replacement fund
<b>Total</b>	<b>\$ 18,217,336</b>	

**Trust Funds**

To account for ad valorem taxes received and distributed to the Spring Hill Fire Rescue District.

Spring Hill Fire Rescue District (61161)	\$ 7,994,520	Fire/EMS protection for Spring Hill area
--	--------------	--

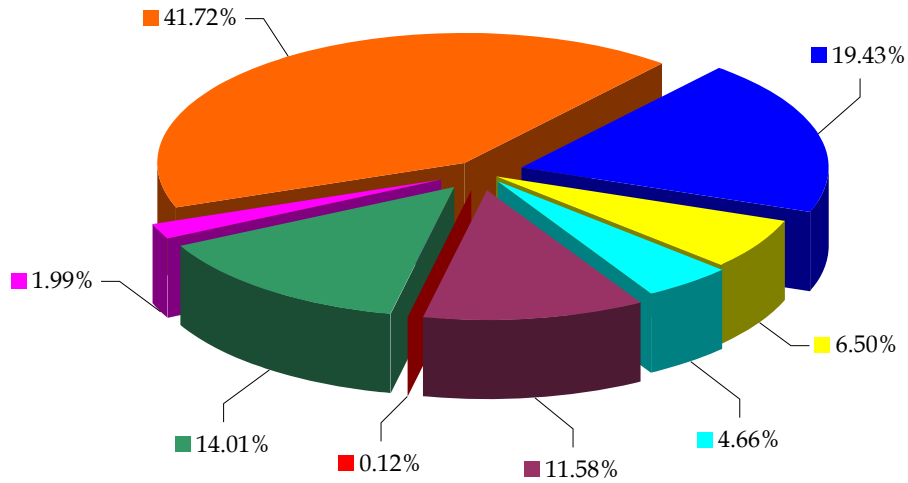
<b>TOTAL ALL FUNDS</b>	<u><u>400,801,769</u></u>	
------------------------	---------------------------	--

**ALL FUNDS SUMMARY BY FUNCTION**

<b>REVENUE</b>	<b>FY 2007 ACTUAL</b>	<b>FY 2008 ACTUAL</b>	<b>FY 2009 BUDGET</b>	<b>FY 2010 APPROVED</b>
Taxes	\$ 99,588,452	\$ 94,029,204	\$ 85,569,684	\$ 77,875,825
Licenses and Permits	3,418,558	2,486,440	23,236,121	18,671,213
Intergovernmental Revenue	24,216,530	20,582,302	28,598,818	26,041,194
Charges for Service	63,055,196	62,190,787	65,158,919	46,414,312
Fines and Forfeitures	851,335	1,066,283	586,500	478,720
Miscellaneous Revenue	39,699,982	39,035,128	9,929,410	7,964,953
Other Financing Sources	40,682,769	35,022,258	75,042,816	56,155,577
Balance Forward	160,228,210	151,475,556	177,098,640	167,199,975
<b>TOTAL - REVENUE</b>	<b>\$ 431,741,032</b>	<b>\$ 405,887,958</b>	<b>\$ 465,220,908</b>	<b>\$ 400,801,769</b>

<b>EXPENDITURES</b>	<b>FY 2007 ACTUAL</b>	<b>FY 2008 ACTUAL</b>	<b>FY 2009 BUDGET</b>	<b>FY 2010 APPROVED</b>
General Government	\$ 40,719,180	\$ 41,853,345	\$ 40,501,015	\$ 32,263,563
Public Safety	89,958,963	91,458,588	94,505,461	76,087,567
Physical Environment	44,440,819	52,615,396	90,650,090	96,891,712
Transportation	34,275,751	31,625,304	64,591,809	56,523,901
Economic Environment	5,623,609	2,518,441	5,347,850	8,853,800
Human Services	5,330,110	5,486,661	5,473,920	4,783,305
Culture and Recreation	7,833,402	7,311,303	12,362,534	7,626,590
Court Related	517,150	430,306	1,001,129	739,966
Interfund Transfers	24,446,575	23,732,599	18,921,897	10,134,917
Reserves	-	-	131,865,203	106,896,448
<b>TOTAL - EXPENDITURES</b>	<b>\$ 253,145,559</b>	<b>\$ 257,031,943</b>	<b>\$ 465,220,908</b>	<b>\$ 400,801,769</b>

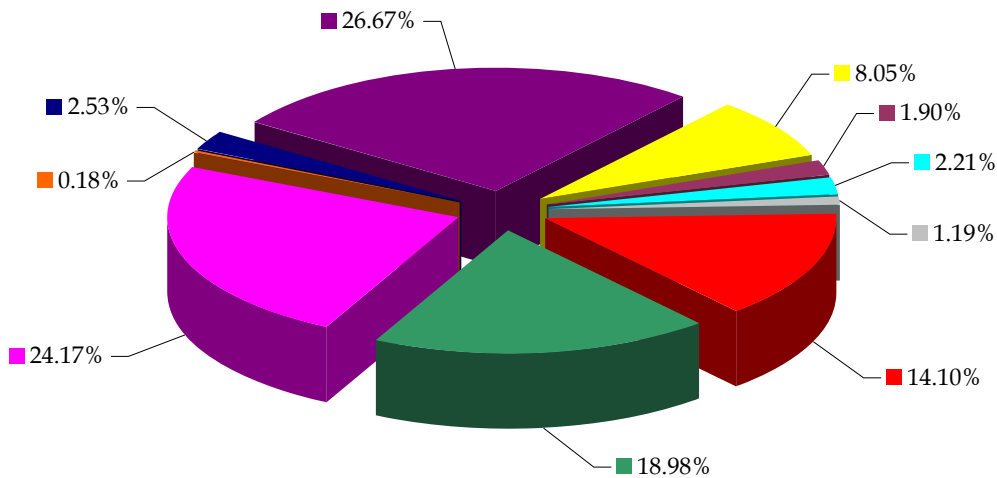
**Approved Budget Revenue - All Funds  
Fiscal Year 2010**



- |                                       |  |
|---------------------------------------|--|
| ■ Taxes - \$77,875,825                | ■ Intergov't Revenue - \$26,041,194      |
| ■ Licenses and Permits - \$18,671,213 | ■ Charges for Service - \$46,414,312     |
| ■ Fines and Forfeitures - \$478,720   | ■ Other Financing Sources - \$56,155,577 |
| ■ Miscellaneous Revenue - \$7,964,953 | ■ Balance Forward Cash - \$167,199,975   |

**Total Revenues - \$400,801,769**

**Approved Budget Expenditures - All Funds  
Fiscal Year 2010**



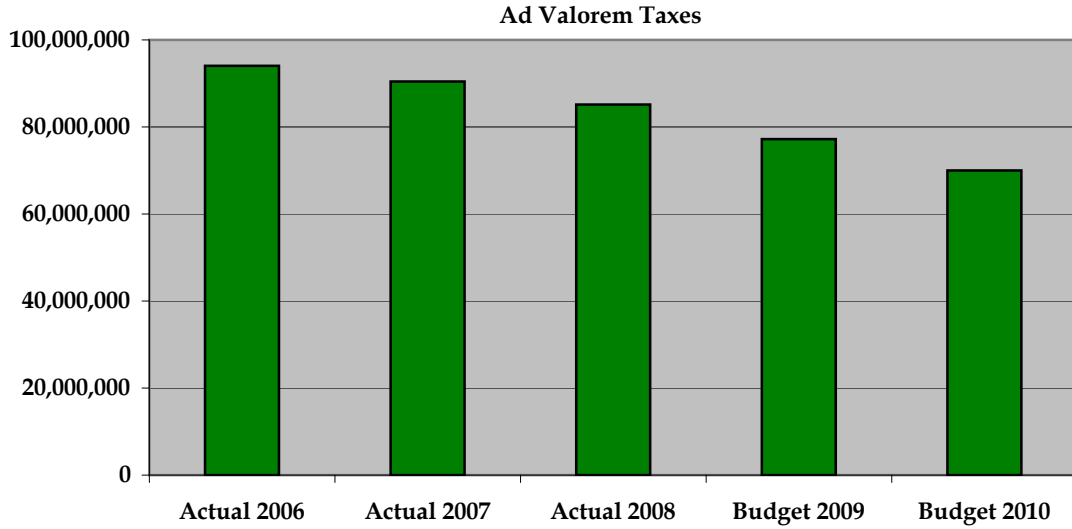
- |                                       |  |
|---------------------------------------|--|
| ■ General Government - \$32,263,563   | ■ Culture and Recreation - \$7,626,590 |
| ■ Economic Environment - \$8,853,800  | ■ Human Services - \$4,783,305         |
| ■ Transportation - \$56,523,901       | ■ Public Safety - \$76,087,567         |
| ■ Physical Environment - \$96,891,712 | ■ Court Related - \$739,966            |
| ■ Interfund Transfers - \$10,134,917  | ■ Reserves - \$106,896,448             |

**Total Expenditures - \$400,801,769**

**ANALYSIS OF REVENUE SOURCES  
ALL FUNDS**

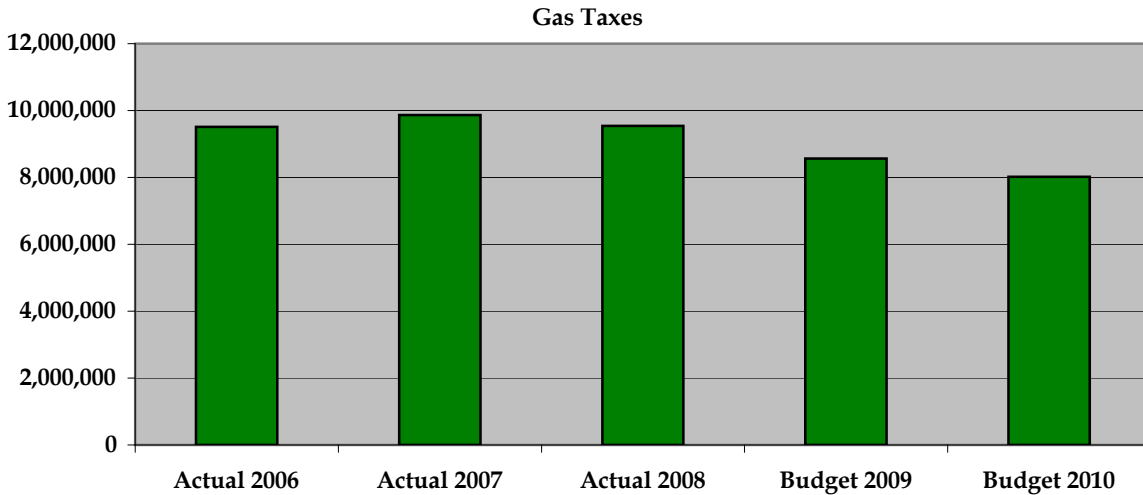
**Ad Valorem Taxes:**

The General Fund, Transportation Trust, Health Unit Trust, Sensitive Lands, Emergency Medical Services, Spring Hill Fire and Rescue, and Stormwater Management all have ad valorem taxes as their main source of revenue. Millage rates have remained relatively the same over the last few years. As you can see from the graph below Ad Valorem taxes are showing a drop for FY 2009. The budget amount for Fiscal Year 2010 shows a continuing decrease in taxes due to the drop in property values. As with the General Fund, taxes are calculated on the property value that is supplied to us through the Property Appraiser.



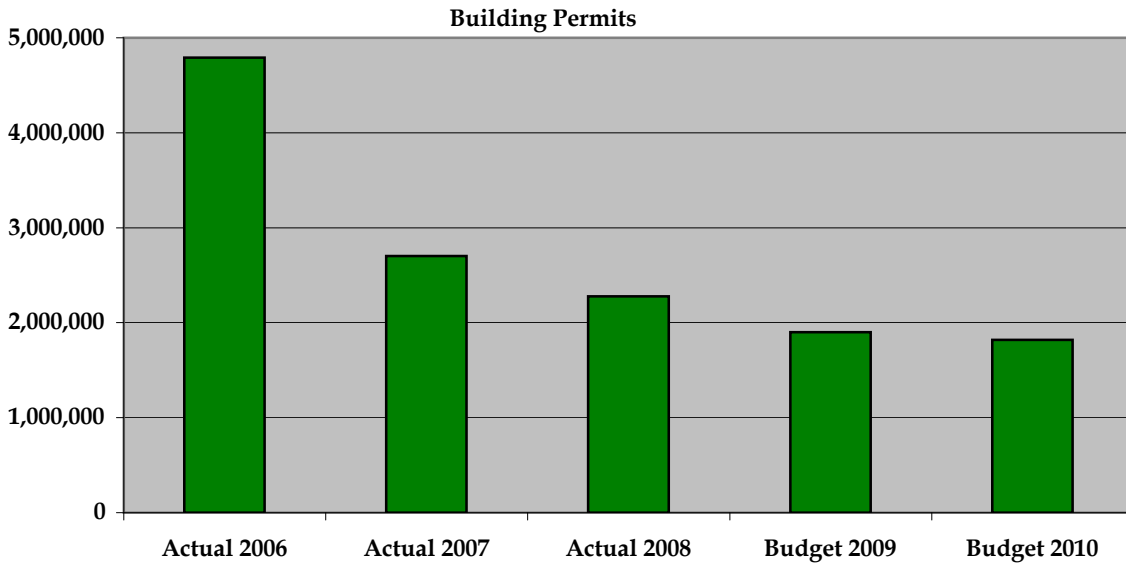
**Gas Taxes:**

Historically, gas taxes have shown a small but steady increase. But as interest rates fell and the economy started to recess, so has gas consumption. With projections supplied by the state for gas revenues, the County is anticipating even lower gas revenues in the future.



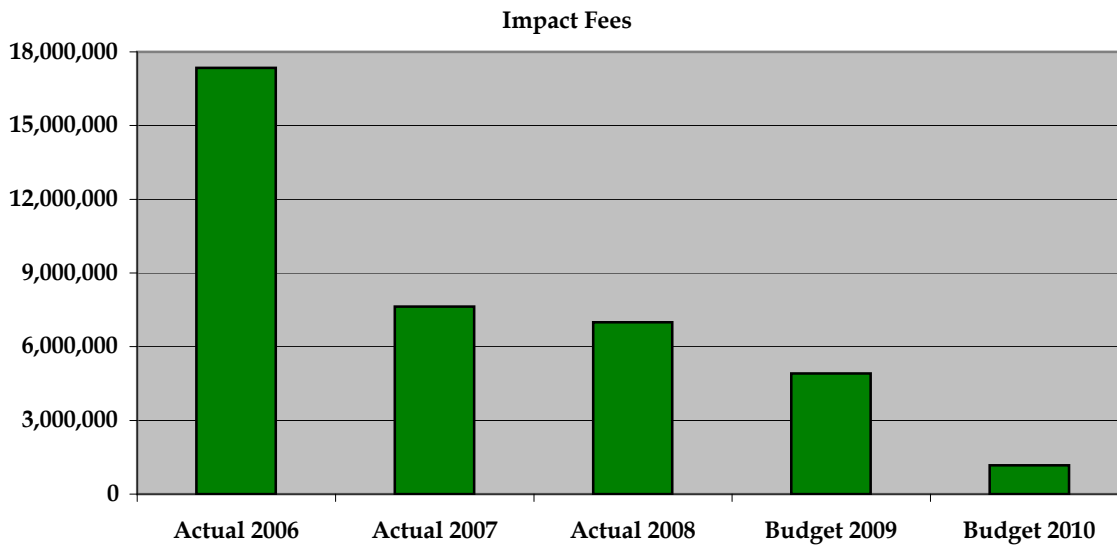
**Building Permits:**

Building permits have remained constant over the last few years, pointing to a strong and continued growth of the building industry in Hernando County. Even with the cost of permits rising, demand has remained steady. Fiscal year 2008 drew to a close and the economy continued to slow building permits were showing a significant drop. All indications show this to continue through FY 2009. Projections show a continued decline in FY 2010.



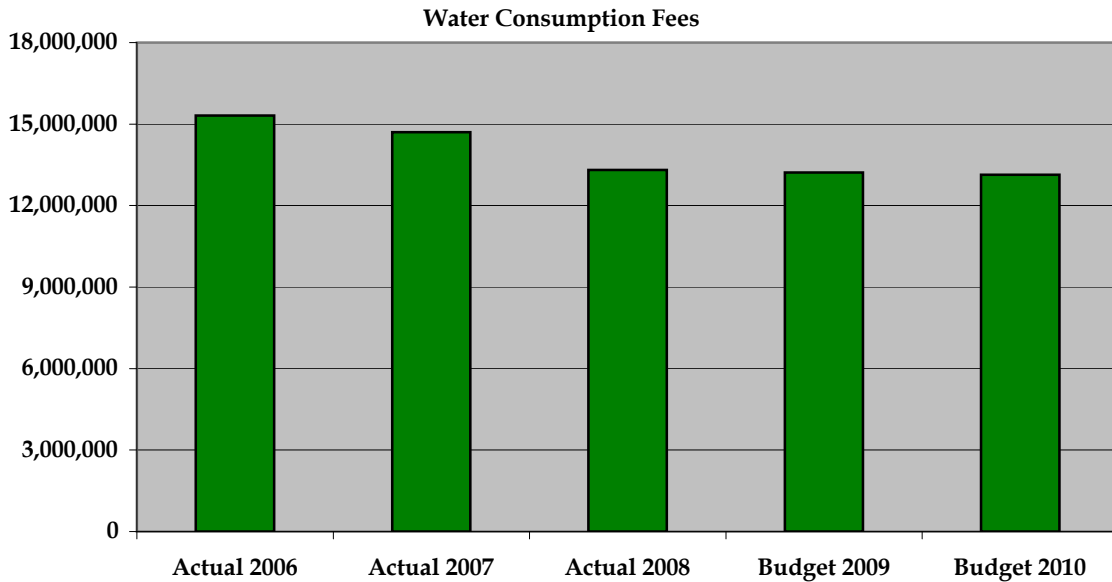
**Impact Fees:**

As growth continues in Hernando County so will Impact Fees. Impact Fees are paid on new construction to offset the cost of capital improvements to meet growth demands. Impact Fee revenue has been growing at a rate in excess of 40 percent per year. Impact Fee rates were increased in the latter part of FY 2005 and the increased revenue was realized FY 2006. Continued studies of Impact Fee rates project additional higher fees in the future, but taking into consideration the state of the economy we see a dramatic fall off in revenue until the building industry can recover. Even if the recovery begins in 2010 revenues will continue to lag behind as the building industry will have to gear up for the growth.



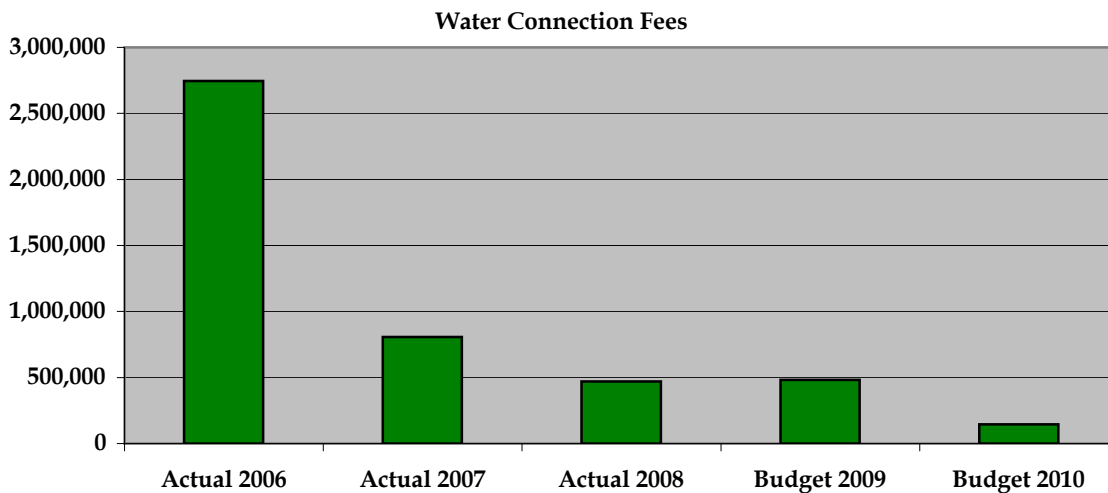
### Utility Services – Water Consumption

Water and sewer fees are the main source of revenue for the Hernando County Utilities Department (HCUD). For water consumption, Hernando County has a rate structure that promotes water conservation. For the most part, water consumption fluctuates depending on the time of the year and/or weather conditions. Due to conservation efforts, the County sees very little change in water consumption over the next few years. With the acquisition of Spring Hill Utilities in 2004, the size of Hernando County Utilities has more than doubled in size. Again, growth is the main factor driving the increase in water consumption, with a slow down in growth and further conservation measures water consumption is budgeted to fall off in FY 2010.



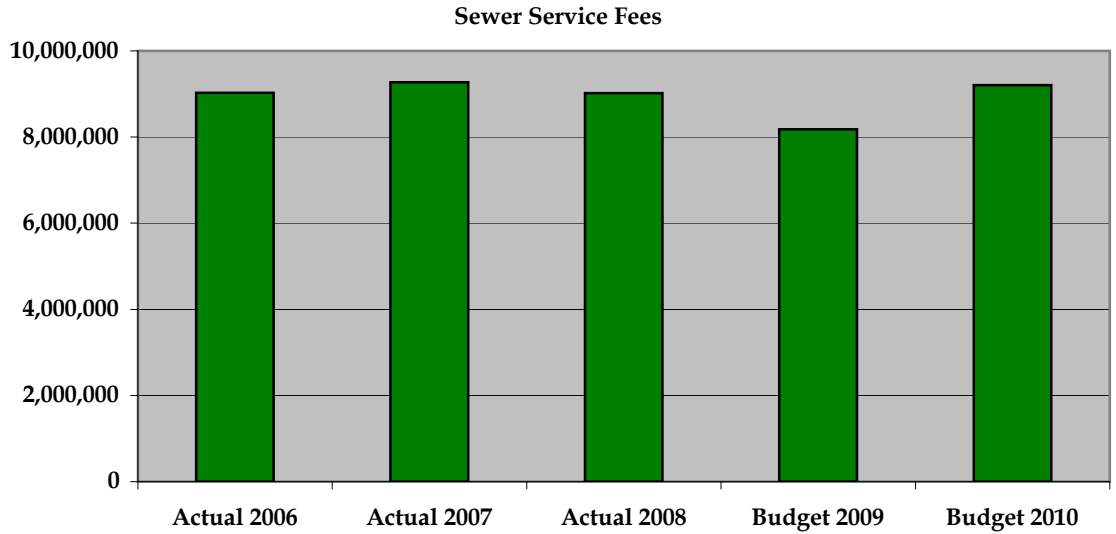
### Utilities Services - Water Connections:

Water and sewer connection fees are used to extend the system into areas of the County where water and/or sewer are not currently available. The numbers of connection fees have increased over the years due to a steady push to expand service to new subdivisions within the County. As construction continues to slow, so will the expected water connection revenues. Until the economy begins to recover and especially the housing industry we see connection fee revenue to remain low.



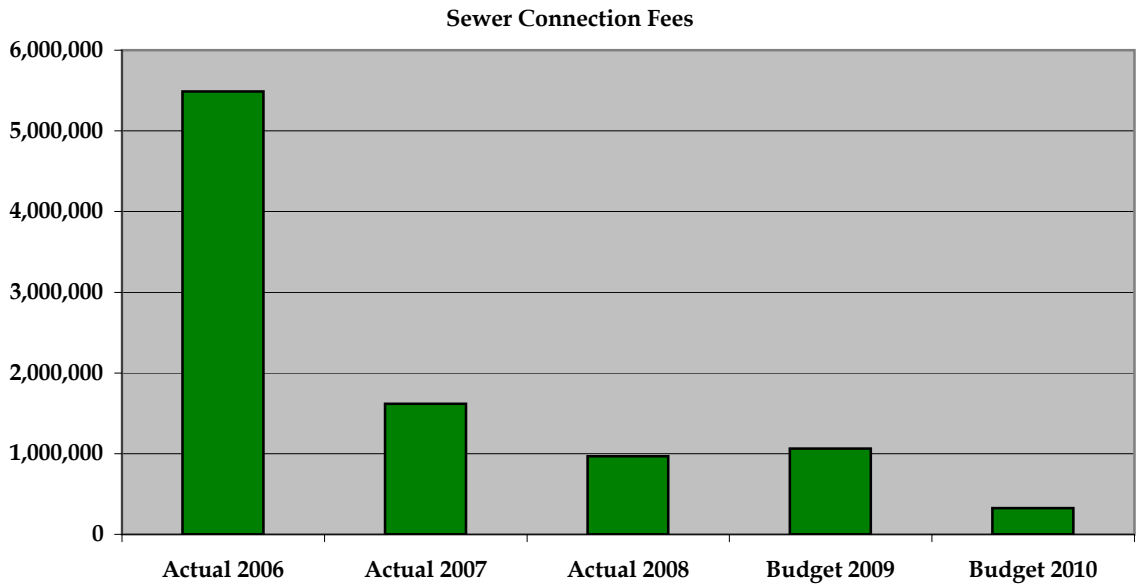
**Utility Services – Sewer Service:**

Like water service, sewer service revenue continues to remain level with very little difference over the next two years. Actual for 2004 show a dramatic increase due to the purchase of Spring Hill Utilities. A push in Fiscal Year 2007 to extend lines to other parts of the County continues to show revenue increases. But again until the housing industry begins recovery these revenues will remain mainly constant.



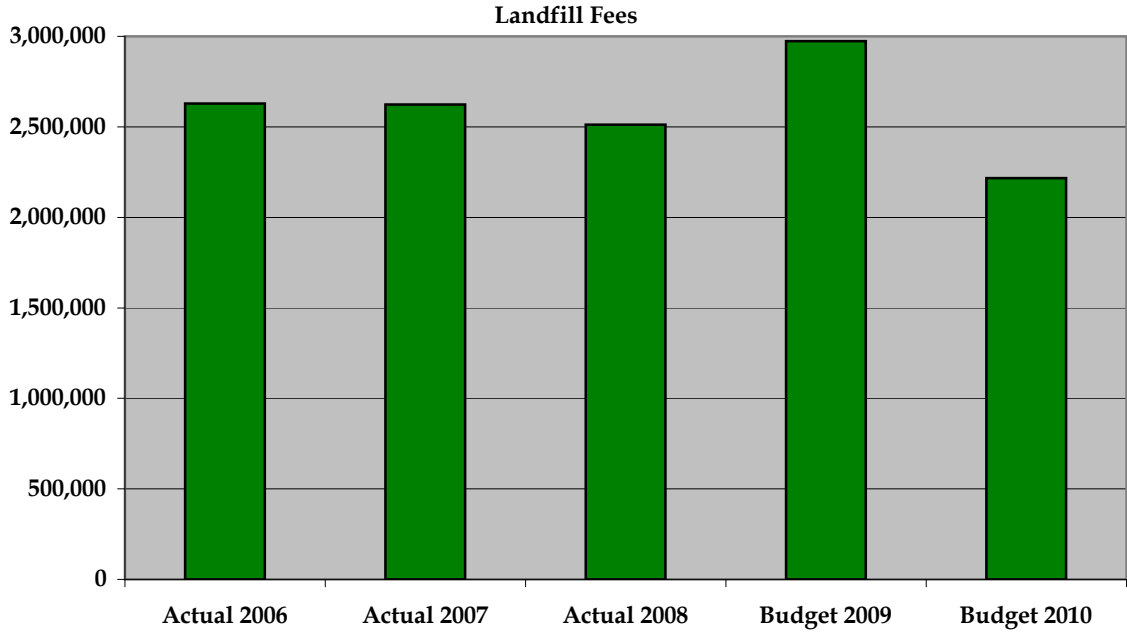
**Utility Services – Sewer Connection**

As the County continues to encourage removal of both residential and commercial properties from septic systems and assure the quality of our ground water, sewer projects will continue to grow and so will connection fee revenue. While sewer connections show a increase for FY 2006, major decreases have occurred in FY 2007 . With the down turn in the economy we see connection fee revenue falling way off until the housing industry can recover



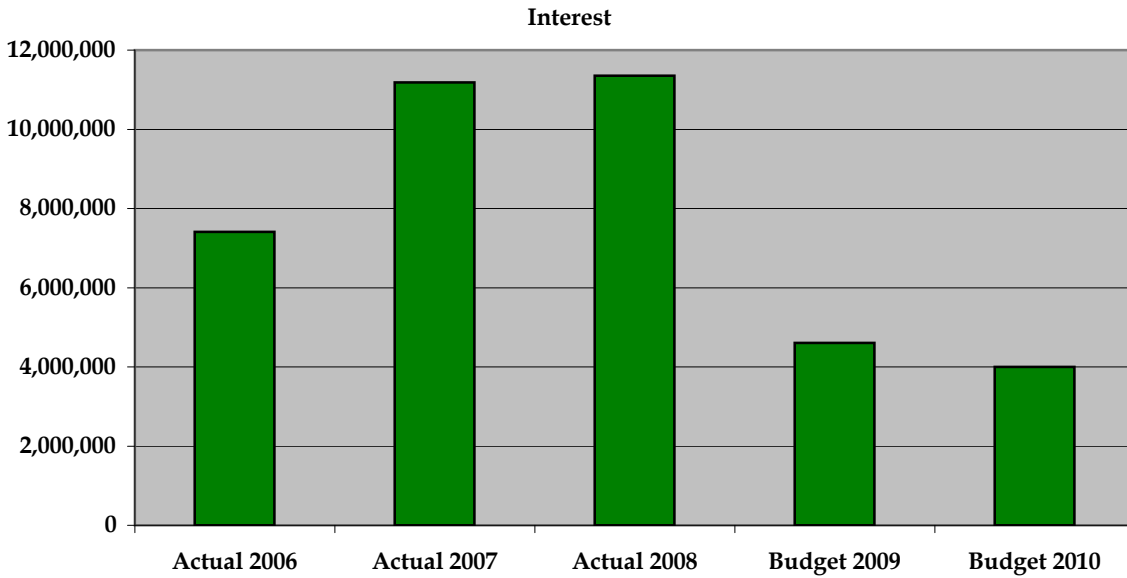
**Landfill Fees:**

Hernando County Waste Management is a separate enterprise fund mainly funded through an annual assessment fee. Historically, the revenue shows a slight increase each year. There is a projected increase in the Landfill fees in 2009. Fiscal Year 2010 shows a slight decrease but with the state of the economy these figures may have to be adjusted at a later date.



**Interest:**

Over the last four years, interest rates have been extremely low due to the economy and other outside factors. In FY 2007 and 2008 the County showed a substantial increase in interest earnings due to a cut back of expenditures. With tax rates being lowered and the anticipation that the County may have to go into its reserve funds in the future interest earnings will be less because there will be less funds to invest.



**ALL DIVISIONS BY FUNCTION**

Division Number	Division Name	FY 2008 Actual Budget	FY 2009 Approved Budget	FY 2009 Versus FY 2008	Percent Change	FY 2010 Approved Budget	FY 2010 Versus FY 2009	Percent Change
<b>General Fund</b>								
<b>General Government Services</b>								
01051	Board of County Commissioners	\$ 794,562	\$ 890,459	\$ 95,897	12.07%	\$ 874,215	\$ (16,244)	-1.82%
01101	County Administration	517,528	498,730	(18,798)	-3.63%	341,170	(157,560)	-31.59%
01102	Community Relations	415,505	373,500	(42,005)	-10.11%	237,736	(135,764)	-36.35%
01103	Property Management	88,050	-	(88,050)	-100.00%	-	-	0.00%
01151	Office of Management and Budget	545,195	531,335	(13,860)	-2.54%	440,228	(91,107)	-17.15%
01201	County Attorney's Office	719,323	775,288	55,965	7.78%	624,779	(150,509)	-19.41%
01251	Human Resources	518,515	523,520	5,005	0.97%	374,370	(149,150)	-28.49%
01301	Technology Services	1,488,996	1,620,698	131,702	8.85%	1,341,739	(278,959)	-17.21%
01351	County Engineering Services	484,750	361,785	(122,965)	-25.37%	40,932	(320,853)	-88.69%
01371	Insurance	992,550	1,084,811	92,261	9.30%	794,666	(290,145)	-26.75%
01401	Purchasing and Contracts	712,159	664,150	(48,009)	-6.74%	566,588	(97,562)	-14.69%
01471	MLK Compound	574,319	1,050,000	475,681	82.83%	400,000	(650,000)	-61.90%
01701	Facilities Maintenance	4,046,987	3,334,725	(712,262)	-17.60%	3,040,069	(294,656)	-8.84%
01751	Planning	1,223,607	1,180,080	(43,527)	-3.56%	976,508	(203,572)	-17.25%
01901	Property Appraiser	2,791,168	2,598,876	(192,292)	-6.89%	2,528,885	(69,991)	-2.69%
01921	Tax Collector	2,985,634	2,439,000	(546,634)	-18.31%	2,314,000	(125,000)	-5.13%
01951	Clerk of the Circuit Court	2,006,011	2,006,011	-	0.00%	1,930,578	(75,433)	-3.76%
01981	Supervisor of Elections	1,380,894	1,098,625	(282,269)	-20.44%	1,056,257	(42,368)	-3.86%
03481	Contributions - Comprehensive Planning	91,715	103,623	11,908	12.98%	72,543	(31,080)	-29.99%
<b>Subtotal - General Government Services</b>		<b>\$ 22,377,469</b>	<b>\$ 21,135,216</b>	<b>\$ (1,242,253)</b>	<b>-5.55%</b>	<b>\$ 17,955,263</b>	<b>\$ (3,179,953)</b>	<b>-15.05%</b>
<b>Public Safety</b>								
01531	Code Enforcement	\$ 951,729	\$ 782,798	\$ (168,931)	-17.75%	\$ 681,168	\$ (101,630)	-12.98%
02051	Sheriff	31,930,359	32,672,740	742,381	2.33%	31,958,336	(714,404)	-2.19%
02071	DWI Breathalyzer Test	61,936	63,040	1,104	1.78%	62,318	(722)	-1.15%
02091	Jail Contract	12,321,532	13,317,585	996,053	8.08%	11,254,684	(2,062,901)	-15.49%
02092	Department of Juvenile Justice	238,778	534,856	296,078	124.00%	700,000	165,144	30.88%
02380	Medical Examiner	421,154	444,064	22,910	5.44%	439,376	(4,688)	-1.06%
02401	Emergency Management Operations	286,803	334,994	48,191	16.80%	-	(334,994)	-100.00%
02405	Haz Mat Response Unit	141,348	86,810	(54,538)	-38.58%	81,234	(5,576)	-6.42%
02406	Emergency Preparedness/Shelter	-	6,800	6,800	100.00%	6,800	-	0.00%
32011	EMG - SLA (EMA) Grant	32,125	32,125	-	0.00%	25,018	(7,107)	-22.12%
32015	EMG-EMPG Supplemental Grant	-	9,150	9,150	100.00%	-	(9,150)	-100.00%
32021	EMG - EMS County Grant	56,886	-	(56,886)	-100.00%	54,280	54,280	100.00%
32041	EMG - Enhancement Grant	102,959	102,959	-	0.00%	102,724	(235)	-0.23%
32042	Animal - Emergency Pet Shelter	25,581	-	(25,581)	-100.00%	-	-	0.00%
32046	EMG - CERT Training /PPE	9,082	-	(9,082)	-100.00%	-	-	0.00%
32047	EMG - CERT Training /PPE	-	-	-	0.00%	10,261	10,261	100.00%
32051	EMG - Hazardous Materials	-	3,471	3,471	100.00%	-	(3,471)	-100.00%
32052	EMG - Hazardous Materials	-	1,528	1,528	100.00%	-	(1,528)	-100.00%
32053	EMG - Hazardous Materials	140	1,042	902	642.17%	-	(1,042)	-100.00%
32057	EMG - Citizen Corp Program	11,600	-	(11,600)	-100.00%	-	-	0.00%
32058	EMG - Citizen Corp Program	-	-	-	0.00%	5,906	5,906	100.00%
32064	EMG - SHSGP Public Education/Outreach	13,190	82,087	68,897	522.34%	39,606	(42,481)	-51.75%
32065	EMG - SHSGP Training/Exerercise Hseep	18,970	2,097	(16,873)	-88.95%	-	(2,097)	-100.00%
32066	EMG - SHSGP Tech Equipment EOC	-	-	-	0.00%	36,000	36,000	100.00%
32068	EMG - SHSGP Tech Equipment EOC	1,589	-	(1,589)	-100.00%	-	-	0.00%
32121	EMG - Rfc Program-Parrott Acquisition	524,802	-	(524,802)	-100.00%	-	-	0.00%
32128	EMG - Parrott School Wind Retrofit	-	127,900	127,900	100.00%	127,900	-	0.00%
32129	EMG - DPW-Wind Retrofit Project	4,049	115,827	111,778	2760.82%	-	(115,827)	-100.00%
32142	HCSO - Educ Initiative	16,298	-	(16,298)	-100.00%	-	-	0.00%
32147	HCSO - Tem Initiative	31,117	-	(31,117)	-100.00%	-	-	0.00%
32148	HCSO - DARE Ms Education Initiative	74,207	14,073	(60,134)	-81.04%	-	(14,073)	-100.00%
32149	HCSO - Case Program	15,816	3,955	(11,861)	-74.99%	-	(3,955)	-100.00%
32151	HCSO - Enhanced E911 System	-	342,843	342,843	100.00%	-	(342,843)	-100.00%
32152	HCSO - E911 System Replacement	-	-	-	0.00%	310,785	310,785	100.00%
<b>Subtotal - Public Safety</b>		<b>\$ 47,292,050</b>	<b>\$ 49,082,744</b>	<b>\$ 1,790,694</b>	<b>3.79%</b>	<b>\$ 45,896,396</b>	<b>\$ (3,186,348)</b>	<b>-6.49%</b>

**ALL DIVISIONS BY FUNCTION**

Division Number	Division Name	FY 2008 Actual Budget	FY 2009 Approved Budget	FY 2009 Versus FY 2008	Percent Change	FY 2010 Approved Budget	FY 2010 Versus FY 2009	Percent Change
<b>Physical Environment</b>								
03331	Aquatic Plant Management	\$ 11,981	\$ 62,951	\$ 50,970	425.42%	\$ 39,111	\$ (23,840)	-37.87%
03501	Contribution - Conservation and Resource Mgt	7,928	12,000	4,072	51.36%	14,472	2,472	20.60%
04801	Cooperative Extension	449,348	398,942	(50,406)	-11.22%	264,159	(134,783)	-33.79%
33071	Florida Yards and Neighborhoods	61,957	78,766	16,809	27.13%	80,634	1,868	2.37%
<b>Subtotal - Physical Environment</b>		<b>\$ 531,213</b>	<b>\$ 552,659</b>	<b>\$ 21,446</b>	<b>4.04%</b>	<b>\$ 398,376</b>	<b>\$ (154,283)</b>	<b>-27.92%</b>
<b>Transportation</b>								
01461	Waterways Maintenance	\$ 420,117	\$ 253,320	\$ (166,797)	-39.70%	\$ 265,884	\$ 12,564	4.96%
01731	Airport Transfers	84,572	95,868	11,296	13.36%	95,868	-	0.00%
01761	Transportation Division	457,488	655,878	198,390	43.37%	-	(655,878)	-100.00%
34041	Planning - Mass Transit System Grant	1,832,426	2,580,864	748,438	40.84%	1,642,798	(938,066)	-36.35%
34045	MPO/Transportation	-	-	-	0.00%	549,364	549,364	100.00%
34637	DPW - Coronado Sidewalks (LAP)	10,289	345,939	335,650	3262.15%	98,142	(247,797)	-71.63%
34638	DPW - Darby Lane Sidewalks (Lap)	22,992	93,604	70,612	307.11%	106,935	13,331	14.24%
<b>Subtotal - Transportation</b>		<b>\$ 2,827,885</b>	<b>\$ 4,025,473</b>	<b>\$ 1,197,588</b>	<b>42.35%</b>	<b>\$ 2,758,991</b>	<b>\$ (1,266,482)</b>	<b>-31.46%</b>
<b>Economic Development</b>								
01771	Business Development	\$ 308,893	\$ 279,505	\$ (29,388)	-9.51%	\$ 237,623	\$ (41,882)	-14.98%
01801	Veterans Service	216,627	192,370	(24,257)	-11.20%	161,581	(30,789)	-16.01%
35083	Community/Human Services-CDBG Housing	605,181	650,170	44,989	7.43%	-	(650,170)	-100.00%
35088	HHS/DCA CDBG/NSP I Program	-	-	-	0.00%	5,547,580	5,547,580	100.00%
<b>Subtotal - Economic Development</b>		<b>\$ 1,130,702</b>	<b>\$ 1,122,045</b>	<b>\$ (8,657)</b>	<b>-0.77%</b>	<b>\$ 5,946,784</b>	<b>\$ 4,824,739</b>	<b>430.00%</b>
<b>Human Services</b>								
01421	Animal Services	\$ 1,089,645	\$ 1,208,149	\$ 118,504	10.88%	\$ 950,082	\$ (258,067)	-21.36%
03401	Indigent Care	1,483,525	1,371,817	(111,708)	-7.53%	1,223,720	(148,097)	-10.80%
03521	Contributions - Health	13,690	21,193	7,503	54.81%	200	(20,993)	-99.06%
03531	Contributions - Mental Health	687,494	587,494	(100,000)	-14.55%	587,494	-	0.00%
03571	Contributions - Other Human Services	-	15,000	15,000	100.00%	12,000	(3,000)	-20.00%
03701	Welfare Services	86,279	75,975	(10,304)	-11.94%	43,000	(32,975)	-43.40%
03711	Social Services	280,684	269,539	(11,145)	-3.97%	295,792	26,253	9.74%
<b>Subtotal - Human Services</b>		<b>\$ 3,641,317</b>	<b>\$ 3,549,167</b>	<b>\$ (92,150)</b>	<b>-2.53%</b>	<b>\$ 3,112,288</b>	<b>\$ (436,879)</b>	<b>-12.31%</b>
<b>Culture and Recreation</b>								
04431	Recreation	\$ 781,045	\$ 752,836	\$ (28,209)	-3.61%	\$ 597,745	\$ (155,091)	-20.60%
04441	Parks and Facilities Administration	343,902	331,481	(12,421)	-3.61%	-	(331,481)	-100.00%
04451	Parks Maintenance	2,988,056	2,595,730	(392,326)	-13.13%	2,484,712	(111,018)	-4.28%
04601	Library Services	2,672,205	2,568,071	(104,134)	-3.90%	2,083,004	(485,067)	-18.89%
04881	Little Rock Cannery	37,223	49,165	11,942	32.08%	59,020	9,855	20.04%
37012	Library - State Aid Equalization	228,433	1,090,082	861,649	377.20%	840,158	(249,924)	-22.93%
37016	Library - St Aid Equaliz 07	-	1,828,026	1,828,026	100.00%	1,880,034	52,008	2.85%
37018	Library - Aid to Libraries 08	37,440	40,919	3,479	9.29%	-	(40,919)	-100.00%
37019	Library - State Aid Equalization 08	-	951,130	951,130	100.00%	957,470	6,340	0.67%
37021	Library - Aid to Libraries 09 Operations	-	-	-	0.00%	49,306	49,306	100.00%
37022	Library - State Aid Equalization 09	-	-	-	0.00%	648,707	648,707	100.00%
37222	DPW - Good Neighborhood Russell Park RR	632	60,762	60,130	9518.96%	-	(60,762)	-100.00%
37223	DPW - Good Neighborhood Trail Ph I	29,330	251,893	222,563	758.84%	97,376	(154,517)	-61.34%
37226	Planning - Bike Suitability Map	-	22,529	22,529	100.00%	-	(22,529)	-100.00%
<b>Subtotal - Culture and Recreation</b>		<b>\$ 7,118,265</b>	<b>\$ 10,542,624</b>	<b>\$ 3,424,359</b>	<b>48.11%</b>	<b>\$ 9,697,532</b>	<b>\$ (845,092)</b>	<b>-8.02%</b>
<b>Court Related</b>								
02301	Judicial	-	2,000	2,000	100.00%	1,000	(1,000)	-50.00%
02391	Guardian Ad Litem	47,689	49,870	2,181	4.57%	50,011	141	0.28%
02393	Public Defender - Article V	3,699	5,700	2,001	54.09%	3,804	(1,896)	-33.26%
02394	State Attorney - Article V	6,668	12,893	6,225	93.35%	10,850	(2,043)	-15.85%
02395	Court System - Article V	10,734	11,700	966	9.00%	10,800	(900)	-7.69%
<b>Subtotal - Court Related</b>		<b>\$ 68,790</b>	<b>\$ 82,163</b>	<b>\$ 13,373</b>	<b>19.44%</b>	<b>\$ 76,465</b>	<b>\$ (5,698)</b>	<b>-6.93%</b>

**ALL DIVISIONS BY FUNCTION**

Division Number	Division Name	FY 2008 Actual Budget	FY 2009 Approved Budget	FY 2009 Versus FY 2008	Percent Change	FY 2010 Approved Budget	FY 2010 Versus FY 2009	Percent Change
<b>Interfund Transfers</b>								
05901	Interfund Transfers	\$ 10,129,276	\$ 11,534,888	\$ 1,405,612	13.88%	\$ 3,810,000	\$ (7,724,888)	-66.97%
<b>Subtotal - Interfund Transfers</b>		<b>\$ 10,129,276</b>	<b>\$ 11,534,888</b>	<b>\$ 1,405,612</b>	<b>13.88%</b>	<b>\$ 3,810,000</b>	<b>\$ (7,724,888)</b>	<b>-66.97%</b>
<b>Reserves</b>								
05981	Contingency Reserve	\$ -	\$ 11,773,358	\$ 11,773,358	100.00%	\$ 13,545,943	\$ 1,772,585	15.06%
05991	Cash to be Carried Forward	-	10,351,205	10,351,205	100.00%	7,989,422	(2,361,783)	-22.82%
<b>Subtotal - Reserves</b>		<b>\$ -</b>	<b>\$ 22,124,563</b>	<b>\$ 22,124,563</b>	<b>100.00%</b>	<b>\$ 21,535,365</b>	<b>\$ (589,198)</b>	<b>-2.66%</b>
<b>Total General Fund Divisions</b>		<b>\$ 95,116,966</b>	<b>\$ 123,751,542</b>	<b>\$ 28,634,576</b>	<b>30.10%</b>	<b>\$ 111,187,460</b>	<b>\$ (12,564,082)</b>	<b>-10.15%</b>

**All Other Funds - Divisions**

<b>General Government Services</b>								
05905	Transfer Additional Court Costs - 1242	344	-	(344)	-100.00%	-	-	0.00%
02851	Utility Regulatory Commission - 1281	-	3,983,560	3,983,560	100.00%	-	(3,983,560)	-100.00%
01661	Impact Fees Public Buildings - 1321	301,422	2,667,605	2,366,183	785.01%	2,496,556	(171,049)	-6.41%
06071	Capital Improvement Refunding Bond S98 - 2051	774,484	779,238	4,754	0.61%	777,631	(1,607)	-0.21%
06081	Capital Improvement Refunding Bond S04 - 2061	1,574,814	1,576,640	1,826	0.12%	1,572,720	(3,920)	-0.25%
06012	Gas Tax Revenue Refunding Bond S02 - 2122	595,935	1,226,178	630,243	105.76%	1,237,494	11,316	0.92%
06042	Capital Improvement Revenue Bond S02 - 2182	1,317,818	1,317,020	(798)	-0.06%	1,318,688	1,668	0.13%
06581	Capital Improvement Refunding Bonds S04 - 3061	2,998,930	8,920,735	5,921,805	197.46%	-	(8,920,735)	-100.00%
06701	Capital Improvement Program - 3121	162,328	14,014,408	13,852,080	8533.38%	12,861,001	(1,153,407)	-8.23%
08011	Central Fueling - 5011	2,377,260	3,406,931	1,029,671	43.31%	1,535,400	(1,871,531)	-54.93%
08151	Risk Management - 5021	3,509,881	6,098,550	2,588,669	73.75%	3,915,229	(2,183,321)	-35.80%
08152	Risk Management Deduct Reserve - 5022	-	521,136	521,136	100.00%	536,473	15,337	2.94%
08101	Workers Compensation - 5031	3,898,351	6,521,138	2,622,787	67.28%	6,810,034	288,896	4.43%
08171	Copier Service - 5051	44,976	105,420	60,444	134.39%	-	(105,420)	-100.00%
08021	Vehicle Maintenance - 5071	1,979,768	2,128,233	148,465	7.50%	2,283,920	155,687	7.32%
08031	Fleet Replacement Program - 5081	3,962,032	3,789,548	(172,484)	-4.35%	3,136,280	(653,268)	-17.24%
<b>Subtotal - General Government Services</b>		<b>\$ 23,498,342</b>	<b>\$ 57,056,340</b>	<b>\$ 33,557,998</b>	<b>142.81%</b>	<b>\$ 38,481,426</b>	<b>\$ (18,574,914)</b>	<b>-32.56%</b>
<b>Public Safety</b>								
02481	800MHZ Radio System - 1101	\$ -	\$ 317,000	\$ 317,000	100.00%	\$ 326,550	\$ 9,550	3.01%
02151	SHFRD Administration - 1161	8	-	(8)	-100.00%	-	-	0.00%
02161	SHFRD Communications - 1161	497,606	599,975	102,369	20.57%	-	(599,975)	-100.00%
02181	SHFRD Operations - 1161	11,528,982	15,235,537	3,706,555	32.15%	-	(15,235,537)	-100.00%
02111	Law Enforcement Trust Fund -1201	261,149	360,000	98,851	37.85%	306,000	(54,000)	-15.00%
02113	Crime Prevention (775.083) - 1202	56,694	163,000	106,306	187.51%	167,000	4,000	2.45%
02114	LETf - Federal Forfeiture - 1204	409,966	-	(409,966)	-100.00%	-	-	0.00%
02131	E-911 System - 1251	-	1,070,561	1,070,561	100.00%	946,850	(123,711)	-11.56%
02141	Impact Fees - Law Enforcement - 1361	464,990	1,247,000	782,010	168.18%	540,533	(706,467)	-56.65%
02271	Impact Fees - Fire Protection - 1371	-	12,232	12,232	100.00%	-	(12,232)	-100.00%
02272	Impact Fees - Fire Protection-SHFR - 1372	75	299,800	299,725	400273.93%	-	(299,800)	-100.00%
02273	Impact Fees - Fire Protection-Her Bch - 1373	47,065	7,300	(39,765)	-84.49%	200	(7,100)	-97.26%
02274	Impact Fees - Fire Protection-HCFR - 1374	98,024	1,320,022	1,221,998	1246.63%	985,667	(334,355)	-25.33%
02471	Impact Fees - Ambulance - 1381	95,538	26,321	(69,217)	-72.45%	19,176	(7,145)	-27.15%
02281	Hernando County Fire Department-Fire - 1601	8,788,787	10,826,311	2,037,524	23.18%	13,219,944	2,393,633	22.11%
32026	HCFR - FEMA Safer Grant - 1601	666,194	785,452	119,258	17.90%	866,240	80,788	10.29%
02461	Hernando County EMS - 1651	5,961,561	7,890,633	1,929,072	32.36%	7,634,075	(256,558)	-3.25%
02602	D Slosberg Driver Education Safety - 1741	-	343,500	343,500	100.00%	412,500	69,000	20.09%
32132	EMG-EOC Retrofit Project - 3061	1,827	-	(1,827)	-100.00%	-	-	0.00%
07811	Building Division - 4611	3,965,957	4,313,155	347,198	8.75%	2,366,743	(1,946,412)	-45.13%
07812	Zoning Division - 4611	866,259	805,773	(60,486)	-6.98%	-	(805,773)	-100.00%
07912	Zoning Division - 4711	-	-	-	0.00%	1,600,407	1,600,407	100.00%
09011	Springhill Fire Hydrants - 7011	5,516	196,000	190,484	3453.00%	198,000	2,000	1.02%
09021	Hernando Beach Fire District - 7021	135,917	265,429	129,512	95.29%	219,577	(45,852)	-17.27%
09311	Dogwood Estates Fire District - 7311	1,106	127,797	126,691	11455.61%	135,000	7,203	5.64%
09551	Spring Hill Fire and Rescue Tax District- 7551	10,774,165	9,710,973	(1,063,192)	-9.87%	-	(9,710,973)	-100.00%
<b>Subtotal - Public Safety</b>		<b>\$ 44,627,386</b>	<b>\$ 55,923,771</b>	<b>\$ 11,296,385</b>	<b>25.31%</b>	<b>\$ 29,944,462</b>	<b>\$ (25,979,309)</b>	<b>-46.45%</b>

**ALL DIVISIONS BY FUNCTION**

Division Number	Division Name	FY 2008 Actual Budget	FY 2009 Approved Budget	FY 2009 Versus FY 2008	Percent Change	FY 2010 Approved Budget	FY 2010 Versus FY 2009	Percent Change
<b>Physical Environment</b>								
02801	Sensitive Lands - 1231	\$ 2,516,415	\$ 5,027,553	\$ 2,511,138	99.79%	\$ 5,166,894	\$ 139,341	2.77%
33225	PLN - Peck Sink Stmwtr Prj - 1231	-	573,860	573,860	100.00%	453,860	(120,000)	-20.91%
02631	Landscape Enhancement - 1431	10,517	228,000	217,483	2067.91%	218,277	(9,723)	-4.26%
07091	HCUD Administration - 4111	3,843,733	1,099,932	(2,743,801)	-71.38%	1,165,733	65,801	5.98%
07093	HCUD Finance Administration - 4111	546,087	688,485	142,398	26.08%	2,794,857	2,106,372	305.94%
07096	HCUD Engineering - 4111	1,048,694	1,182,246	133,552	12.74%	1,161,849	(20,397)	-1.73%
07097	HCUD Technical Services - 4111	299,911	468,869	168,958	56.34%	431,093	(37,776)	-8.06%
07098	HCUD Billing - 4111	872,132	1,242,837	370,705	42.51%	998,257	(244,580)	-19.68%
07099	HCUD Debt Service-Transfers-Reserves - 4111	7,529,486	7,461,856	(67,630)	-0.90%	7,382,603	(79,253)	-1.06%
07100	HCUD Meter Reading - 4111	764,318	864,150	99,832	13.06%	761,859	(102,291)	-11.84%
07101	HCUD Customer Service - 4111	1,420,973	1,675,616	254,643	17.92%	1,575,929	(99,687)	-5.95%
07111	HCUD Water Operations - 4111	6,353,460	4,679,930	(1,673,530)	-26.34%	4,673,240	(6,690)	-0.14%
07121	HCUD Wastewater Operations - 4111	7,020,314	5,711,615	(1,308,699)	-18.64%	5,174,053	(537,562)	-9.41%
07131	HCUD Assessments - 4111	244	-	(244)	-100.00%	-	-	0.00%
07141	HCUD Utilities Capital Projects- 4111	338,748	24,544,619	24,205,871	7145.69%	13,873,763	(10,670,856)	-43.48%
07151	HCUD Water Conservation - 4111	144,215	276,075	131,860	91.43%	142,404	(133,671)	-48.42%
33711	HCWRAP #2 W/WRWSA (07) - 4111	500	93,500	93,001	18618.72%	-	(93,500)	-100.00%
33712	HCWRAP #2 W/WRWSA (08) - 4111	93,201	-	(93,201)	-100.00%	91,000	91,000	100.00%
07201	HCUD Renewal and Replacement - 4121	2,976,823	10,903,185	7,926,362	266.27%	9,832,087	(1,071,098)	-9.82%
07211	HCUD Connection Fees - 4131	11,223,634	8,971,488	(2,252,146)	-20.07%	6,114,481	(2,857,007)	-31.85%
07221	HCUD Bond Proceeds - 4141	57,988	24,763,680	24,705,692	42604.54%	-	(24,763,680)	-100.00%
07225	HCUD Loan Proceeds - 4142	-	-	-	0.00%	41,518,600	41,518,600	100.00%
07602	Solid Waste - Class I Operations - 4411	5,645,086	5,214,176	(430,910)	-7.63%	5,349,680	135,504	2.60%
07603	Solid Waste - Recycling Operations - 4411	1,831,806	2,181,505	349,699	19.09%	990,272	(1,191,233)	-54.61%
07604	Solid Waste - Convenience Center Oper - 4411	1,104,534	1,242,577	138,043	12.50%	1,019,344	(223,233)	-17.97%
07605	Solid Waste - C & D Operations - 4411	403,244	385,051	(18,193)	-4.51%	391,194	6,143	1.60%
07606	Solid Waste - Household Haz Waste Oper - 4411	221,255	269,371	48,116	21.75%	265,029	(4,342)	-1.61%
07607	Solid Waste - Waste Tire Operations - 4411	94,962	156,937	61,975	65.26%	118,948	(37,989)	-24.21%
07651	Northwest/Croom Landfill Escrow - 4431	236,358	7,569,564	7,333,206	3102.58%	8,174,202	604,638	7.99%
07681	Northwest Future Cell - 4461	459,324	15,255,763	14,796,439	3221.35%	1,179,840	(14,075,923)	-92.27%
07691	Solid Waste/Recycling - Capital - 4471	499,730	1,590,243	1,090,513	218.22%	2,375,316	785,073	49.37%
09061	River Run/Waters-Wastewater-Sewer MSBU - 7061	206,879	-	(206,879)	-100.00%	608,407	608,407	100.00%
09552	Stormwater Management MSTU - 7552	466,466	4,311,686	3,845,220	824.33%	4,605,189	293,503	6.81%
33212	Stormwater Management Public Education - 7552	2,203	38,538	36,335	1648.98%	35,586	(2,952)	-7.66%
33226	Peck Sink Stormwater Drainage - 7552	-	-	-	0.00%	687,571	687,571	100.00%
<b>Subtotal - Physical Environment</b>		<b>\$ 58,233,241</b>	<b>\$ 138,672,907</b>	<b>\$ 80,439,666</b>	<b>138.13%</b>	<b>\$ 129,331,417</b>	<b>\$ (9,341,490)</b>	<b>-6.74%</b>
<b>Transportation</b>								
01352	DPW - Engineering - 1011	1,497,078	\$ 1,369,624	\$ (127,454)	-8.51%	\$ 1,301,889	\$ (67,735)	-4.95%
03051	DPW - Road Maintenance - 1011	4,427,642	4,202,624	(225,018)	-5.08%	3,890,407	(312,217)	-7.43%
03071	DPW - Administration - 1011	885,589	942,268	56,679	6.40%	862,544	(79,724)	-8.46%
03081	DPW - Traffic - 1011	902,807	732,837	(169,970)	-18.83%	706,991	(25,846)	-3.53%
03101	DPW - Capital Improvement Program - 1011	775,859	4,556,523	3,780,664	487.29%	2,245,256	(2,311,267)	-50.72%
03151	DPW - TTF-Debt Service/Transfers/Reserves - 1011	605,793	6,137,037	5,531,244	913.06%	5,043,160	(1,093,877)	-17.82%
34491	DPW - Elgin Powell Right-of-Way Acquisition - 1011	-	-	-	0.00%	1,178,805	1,178,805	100.00%
34543	ENG - Spring Lake Highway (SCOP) - 1011	31,172	-	(31,172)	-100.00%	-	-	0.00%
34544	ENG - CR 550 Cortez Blvd. Scop - 1011	64,126	744,322	680,196	1060.72%	-	(744,322)	-100.00%
34545	DPW - LAP/Stimulus Burwell Rd - 1011	-	-	-	0.00%	17,063	17,063	100.00%
34546	DPW - LAP/Stimulus Citrus Way - 1011	-	-	-	0.00%	46,555	46,555	100.00%
34547	DPW - LAP/Stimulus Deltona 50/Northcliff - 1011	-	-	-	0.00%	16,464	16,464	100.00%
34548	DPW - LAP/Stimulus Deltona Spring Hill/Phil - 1011	-	-	-	0.00%	740,400	740,400	100.00%
34551	DPW/COB - LAP/Stimulus North Avenue - 1011	-	-	-	0.00%	15,798	15,798	100.00%
34642	DPW - Suncoast Trailhead Restroom - 1011	42,055	407,200	365,145	868.26%	394,407	(12,793)	-3.14%
34652	DPW - LAP/Stimulus HS EEE Trfsg - 1011	-	-	-	0.00%	373,888	373,888	100.00%
34653	DPW - LAP/Stimulus Mariner Blvd - 1011	-	-	-	0.00%	49,682	49,682	100.00%
34654	DPW - LAP/Stimulus Sprg Hill Mariner/Delt - 1011	-	-	-	0.00%	54,509	54,509	100.00%
34655	DPW - LAP/Stimulus Sprg Hill Pinehurst/Delt - 1011	-	-	-	0.00%	17,186	17,186	100.00%
34656	DPW - LAP/Stimulus Yontz Road - 1011	-	-	-	0.00%	16,855	16,855	100.00%
03211	Debt Serv/Trs/Res - Constitutional Gas Tax - 1013	842,457	1,895,392	1,052,935	124.98%	2,405,917	510,525	26.94%
03212	Road Maintenance - Constitutional Gas Tax - 1013	350,632	750,569	399,937	114.06%	642,446	(108,123)	-14.41%
03213	Traffic - Constitutional Gas Tax - 1013	382,625	506,613	123,988	32.40%	371,860	(134,753)	-26.60%
03221	County Fuel Tax - 1015	798,240	1,235,645	437,405	54.80%	1,370,935	135,290	10.95%
03231	Capital Improvements - LOGT 1-6 - 1017	855,106	5,404,151	4,549,045	531.99%	6,394,877	990,726	18.33%
03232	Road Maintenance - LOGT 1-6 - 1017	2,249,360	3,380,064	1,130,704	50.27%	2,701,238	(678,826)	-20.08%
03233	Traffic - LOGT 1-6 - 1017	327,726	719,862	392,136	119.65%	673,810	(46,052)	-6.40%
34639	DPW - Elgin Blvd Shoulders (LAP) - 1017	54,949	881,774	826,825	1504.71%	-	(881,774)	-100.00%
03021	Residential Road Program - 1021	605,317	2,096,656	1,491,339	246.37%	267,894	(1,828,762)	-87.22%
03241	Add'l LOGT 1-5 Gas Res Rds - 1022	748,617	2,749,326	2,000,709	267.25%	3,167,183	417,857	15.20%

ALL DIVISIONS BY FUNCTION

Division Number	Division Name	FY 2008 Actual Budget	FY 2009 Approved Budget	FY 2009 Versus FY 2008	Percent Change	FY 2010 Approved Budget	FY 2010 Versus FY 2009	Percent Change
03261	Ninth Cent Fuel Tax - Res Rds - 1024	1,110,214	1,714,679	604,465	54.45%	1,818,458	103,779	6.05%
03121	Impact Fees-Roads-District 1 - 1331	2,018,853	8,981,348	6,962,495	344.87%	7,820,000	(1,161,348)	-12.93%
03122	Impact Fees-Roads-District 2 - 1332	80,812	2,136,699	2,055,887	2544.05%	970,000	(1,166,699)	-54.60%
03123	Impact Fees-Roads-District 3 - 1333	-	1,103,526	1,103,526	100.00%	1,270,000	166,474	15.09%
34543	ENG - Spring Lake Hwy (Scop) - 1333	3,551,213	267,304	(3,283,909)	-92.47%	283,438	(23,866)	-8.93%
03124	Impact Fees-Roads-District 4 - 1334	-	5,535,714	5,535,714	100.00%	7,251,545	1,715,831	31.00%
34114	DPW - County Line Rd Wdng Project - 1334	-	4,721,860	4,721,860	100.00%	5,472,969	751,109	15.91%
06051	Road Improvement Revenue Bonds - 2041	273,735	283,577	9,842	3.60%	-	(283,577)	-100.00%
34549	DPW - Port Hernando Dredging - 3061	104,015	-	(104,015)	-100.00%	1,586,598	1,586,598	100.00%
07411	Airport - Operations - 4311	2,846,604	3,070,296	223,692	7.86%	3,360,387	290,091	9.45%
34131	Airport - Intersection Road - 4311	3,719	-	(3,719)	-100.00%	-	-	0.00%
34135	Airport - Access Road - 4311	5,227	-	(5,227)	-100.00%	-	-	0.00%
34137	Airport - Airport Infrastructure - 4311	53,157	-	(53,157)	-100.00%	-	-	0.00%
34202	Airport - Airport Water Tower - 4311	12,250	612,606	600,356	4900.87%	-	(612,606)	-100.00%
34228	Airport - Air Cargo Apron - 4311	320,387	300,025	(20,362)	-6.36%	-	(300,025)	-100.00%
34229	Airport - Runway 9/27-Taxiway A - 4311	17,617	-	(17,617)	-100.00%	-	-	0.00%
34231	Airport - Mark Runway/Taxiway -4311	2,731	-	(2,731)	-100.00%	-	-	0.00%
34232	Airport - Fpn414887 Rw 3/21 Mkg Pr - 4311	-	-	-	0.00%	-	-	0.00%
34233	Airport - Fpn414367 Taxiway Lighting-4311	-	50,000	50,000	100.00%	50,000	-	0.00%
34251	Airport - Hanger Construction - 4311	4,104	-	(4,104)	-100.00%	-	-	0.00%
34253	Airport - FPN 412426-Ap Hngr Constr - 4311	3,088	325,551	322,463	10442.45%	279,978	(45,573)	-14.00%
34254	Airport - FPN415777-AP Hangers Construct - 4311	-	-	-	0.00%	95,000	95,000	100.00%
34255	Airport - FPN 414366 AP Dev. Hangars - 4311	-	200,000	200,000	100.00%	200,000	-	0.00%
34257	Airport - FPN 415778 DSN/ Constr Aprons - 4311	-	-	-	0.00%	300,000	300,000	100.00%
34271	Airport - FPN413315-Office/Cmptr Center - 4311	886,553	-	(886,553)	-100.00%	-	-	0.00%
34362	Airport - FPN402702 Construction Hangars - 4311	9,728	-	(9,728)	-100.00%	-	-	0.00%
34363	Airport - Hanger/Fuel Facilities - 4311	323,284	-	(323,284)	-100.00%	-	-	0.00%
34371	Airport - Des Runway 3/21 & Taxiway B - 4311	14,249	-	(14,249)	-100.00%	-	-	0.00%
34372	Airport - Infrastructure - 4311	605,694	156,353	(449,341)	-74.19%	-	(156,353)	-100.00%
34382	Airport - Rail Project Phase III - 4311	37,002	-	(37,002)	-100.00%	-	-	0.00%
34389	Airport - GASB 34-FPN410192-RPR NAV - 4311	13,656	-	(13,656)	-100.00%	-	-	0.00%
34391	Airport - Rail Park Roadway Development - 4311	9,882	-	(9,882)	-100.00%	-	-	0.00%
34392	Airport - Rail Park Roadway Development - 4311	984,486	-	(984,486)	-100.00%	-	-	0.00%
34393	Airport - FPN412425-Ap Txwy Apron - 4311	-	250,000	250,000	100.00%	200,000	(50,000)	-20.00%
34394	Airport - FPN410191-Ap Dsn/Cnst Txw - 4311	-	300,000	300,000	100.00%	300,000	-	0.00%
34395	Airport - FPN406599B-Ayers Tie In - 4311	21,093	1,845,344	1,824,251	8648.69%	900,000	(945,344)	-51.23%
35095	Airport - CDBG-ED-Railpark Construction - 4311	34,756	-	(34,756)	-100.00%	-	-	0.00%
09031	River Country Estates Multi-Purpose - 7031	64,109	111,913	47,804	74.57%	125,363	13,450	12.02%
09032	Orchard Park III Multi-Purpose - 7032	8,576	19,834	11,258	131.27%	24,613	4,779	24.09%
09041	Spring Hill Lighting - 7041	377,131	544,961	167,830	44.50%	587,993	43,032	7.90%
09042	Silver Ridge Lighting - 7042	1,091	11,521	10,430	956.02%	24,227	12,706	110.29%
09043	Pristine Place Lighting - 7043	1,050	4,028	2,978	283.49%	7,811	3,783	93.92%
09044	South Brooksville Lighting - 7044	-	-	-	0.00%	40,000	40,000	100.00%
09051	Orchard Park Lighting - 7051	11,121	16,700	5,579	50.17%	17,585	885	5.30%
09071	Forest Oaks Lighting - 7071	26,613	40,262	13,649	51.29%	38,871	(1,391)	-3.45%
09081	Village at Hill N Dale Lighting - 7081	2,700	5,152	2,452	90.84%	7,382	2,230	43.28%
09091	Rainbow Hills Estates Lighting - 7091	3,957	6,029	2,072	52.37%	6,757	728	12.07%
09101	Braewood Lighting - 7101	2,199	3,756	1,557	70.80%	4,253	497	13.23%
09102	Oakwood Acres Street Lighting - 7102	3,672	6,767	3,095	84.29%	7,254	487	7.20%
09111	Hernando Beach South Lighting - 7111	12,153	16,974	4,821	39.67%	21,087	4,113	24.23%
09121	Windridge Lighting - 7121	2,428	3,949	1,521	62.64%	5,011	1,062	26.89%
09141	Amber Woods Lighting - 7141	3,462	5,627	2,165	62.52%	7,024	1,397	24.83%
09151	Horizon North Lighting - 7151	6,269	7,496	1,227	19.57%	7,625	129	1.72%
09161	East Linden Estates Lighting - 7161	18,482	25,974	7,492	40.54%	26,738	764	2.94%
09171	The Oaks Lighting - 7171	16,457	27,073	10,616	64.51%	28,137	1,064	3.93%
09181	Seven Hills Lighting - 7181	58,389	86,930	28,541	48.88%	103,043	16,113	18.54%
09191	Waterfall Place Lighting - 7191	3,661	5,551	1,890	51.64%	5,655	104	1.87%
09201	Potterfield Garden Acres Lighting - 7201	2,086	4,725	2,639	126.54%	5,516	791	16.74%
09211	Regency Oaks Lighting - 7211	32,359	36,188	3,829	11.83%	31,132	(5,056)	-13.97%
09221	Hill N Dale Lighting - 7221	15,600	27,140	11,540	73.98%	20,730	(6,410)	-23.62%
09231	Berkley Manor Multi-Purpose - 7231	27,239	42,436	15,197	55.79%	41,560	(876)	-2.06%
09241	Rainbow Woods Lighting - 7241	9,296	18,236	8,940	96.17%	19,464	1,228	6.73%
09251	Chadbrook Lighting - 7251	1,506	2,281	775	51.42%	2,639	358	15.69%
09261	Elwood Acres Lighting - 7261	1,167	1,955	788	67.57%	2,420	465	23.79%
09271	Sutton Place Lighting - 7271	2,048	3,059	1,011	49.35%	3,708	649	21.22%
09281	Amidon Woods Lighting - 7281	3,972	6,051	2,079	52.35%	7,316	1,265	20.91%

**ALL DIVISIONS BY FUNCTION**

Division Number	Division Name	FY 2008 Actual Budget	FY 2009 Approved Budget	FY 2009 Versus FY 2008	Percent Change	FY 2010 Approved Budget	FY 2010 Versus FY 2009	Percent Change
09291	Linden Retreats Lighting - 7291	2,387	4,167	1,780	74.60%	5,196	1,029	24.69%
09321	Pristine Place Lighting - 7321	41,833	161,390	119,557	285.79%	181,997	20,607	12.77%
09331	Holland Springs Multi-Purpose - 7331	5,222	40,926	35,704	683.69%	42,379	1,453	3.55%
09341	Dry Creek Estates Lighting - 7341	1,857	3,858	2,001	107.71%	4,830	972	25.19%
09351	Huntington Woods Lighting - 7351	3,683	6,192	2,509	68.14%	7,253	1,061	17.14%
09361	Lindenwood Lighting - 7361	3,963	6,101	2,138	53.96%	6,275	174	2.85%
09371	Barony Woods Lighting - 7371	4,647	9,167	4,520	97.25%	11,451	2,284	24.92%
09381	Barony Woods East Lighting - 7381	3,256	6,381	3,125	96.00%	6,668	287	4.50%
09391	Woodland Waters Lighting - 7391	27,089	45,131	18,042	66.60%	56,457	11,326	25.10%
09392	Woodland Waters Ph 6 Lighting - 7392	-	5,571	5,571	100.00%	6,956	1,385	24.86%
09401	Hernando Beach Lighting - 7401	2,732	4,869	2,137	78.25%	6,410	1,541	31.65%
09411	Skyland Pines Lighting - 7411	2,344	2,647	303	12.94%	2,557	(90)	-3.40%
09451	Castle Court Lighting - 7451	1,690	2,561	871	51.52%	2,777	216	8.43%
09461	Lindsey Acres Lighting - 7461	2,628	3,458	830	31.60%	2,155	(1,303)	-37.68%
09511	Hernando Beach Boatlift - 7511	13,839	32,318	18,479	133.53%	48,573	16,255	50.30%
09521	Weeki Wachee Woodlands Lighting - 7521	9,467	18,667	9,200	97.18%	21,946	3,279	17.57%
09531	Ridge Manor Lighting - 7531	9,452	12,752	3,300	34.91%	15,750	2,998	23.51%
09541	Damac Estates Lighting - 7541	3,637	4,368	731	20.09%	5,571	1,203	27.54%
09571	Lakeside Acres Lighting - 7571	4,560	7,157	2,597	56.96%	7,916	759	10.61%
09581	Ridge Manor West Lighting - 7581	14,211	21,137	6,926	48.73%	25,153	4,016	19.00%
09591	Deerfield Acres Lighting - 7591	12,112	16,633	4,521	37.33%	21,644	5,011	30.13%
09671	Silverthorn Lighting - 7671	75,520	108,092	32,572	43.13%	125,320	17,228	15.94%
09681	Springwood Estates Lighting - 7681	5,201	10,431	5,230	100.55%	11,963	1,532	14.69%
09811	Wellington Lighting -7811	113,465	111,391	(2,074)	-1.83%	2,491	(108,900)	-97.76%
09861	West Linden Estates Lighting - 7861	5,168	9,934	4,766	92.21%	12,182	2,248	22.63%
09871	Trails at Rivard Lighting - 7871	8,442	14,253	5,811	68.82%	15,324	1,071	7.51%
09881	East Wood Estates Lighting - 7881	990	1,772	782	79.03%	3,053	1,281	72.29%
09891	Casson Road Paving - 7891	20,489	38,165	17,676	86.27%	18,475	(19,690)	-51.59%
09901	Fort Dade Mobile Home Park Lighting - 7901	6,095	11,801	5,706	93.62%	15,006	3,205	27.16%
09921	Irving/Highfield Paving - 7921	18,695	23,584	4,889	26.15%	11,484	(12,100)	-51.31%
09922	Happy Acres Road Paving - 7922	36,009	74,218	38,209	106.11%	44,129	(30,089)	-40.54%
09923	Crowell Road Paving - 7923	29,224	72,737	43,513	148.90%	44,027	(28,710)	-39.47%
09924	Desert Sparrow Rd Paving - 7924	62,983	13,645	(49,338)	-78.34%	47,130	33,485	245.40%
09925	Bahama Swallow Rd Paving - 7925	60,821	13,774	(47,047)	-77.35%	41,032	27,258	197.89%
09931	Mitchell Heights Lighting - 7931	4,095	7,456	3,361	82.09%	9,173	1,717	23.03%
09941	The Oaks Ground Maintenance - 7941	5,951	9,730	3,779	63.51%	8,838	(892)	-9.17%
09951	Stringer Road Paving - 7951	7,684	4,587	(3,097)	-40.30%	1,662	(2,925)	-63.77%
09952	Fox Sparrow Road Paving - 7952	5,996	21,074	15,078	251.47%	16,118	(4,956)	-23.52%
09953	Palmwood Place Paving - 7953	2,987	10,642	7,655	256.32%	6,284	(4,358)	-40.95%
09954	Gyra Falcon Paving - 7954	17,902	54,728	36,826	205.71%	36,181	(18,547)	-33.89%
09955	Knollwood Drive Paving - 7955	5,988	5,817	(171)	-2.85%	5,838	21	0.36%
09956	Egret Avenue Paving - 7956	10,128	23,023	12,895	127.33%	17,092	(5,931)	-25.76%
09957	Nocklyn Road Paving - 7957	11,039	30,336	19,297	174.81%	18,764	(11,572)	-38.15%
09958	Flower Avenue Paving - 7958	9,452	30,971	21,519	227.68%	20,076	(10,895)	-35.18%
09959	Moon Road Paving - 7959	29,070	45,281	16,211	55.77%	31,627	(13,654)	-30.15%
09961	Ovenbird Road Paving - 7961	9,456	12,211	2,755	29.14%	10,221	(1,990)	-16.30%
09962	Sandy Drive Paving - 7962	12,085	12,513	428	3.54%	12,304	(209)	-1.67%
09963	Waterbird Way Paving - 7963	19,057	18,512	(545)	-2.86%	18,141	(371)	-2.00%
09964	Golddust Road (Phase 2) Paving - 7964	808	-	(808)	-100.00%	-	-	0.00%
09965	Flower Avenue (Phase 2) Paving - 7965	14,264	28,430	14,166	99.31%	16,867	(11,563)	-40.67%
09966	Kiska Wren Road Paving - 7966	17,413	56,082	38,669	222.06%	37,833	(18,249)	-32.54%
09967	Eskimo Curlew Paving - 7967	96,120	9,480	(86,640)	-90.14%	89,334	79,854	842.34%
09968	Flock Avenue Paving - 7968	-	-	-	0.00%	8,043	8,043	100.00%
09969	Olson Road Paving - 7969	-	-	-	0.00%	10,648	10,648	100.00%
09970	Osprey Road Paving - 7970	-	-	-	0.00%	6,234	6,234	100.00%
09971	Highgrove Road Paving - 7971	18,989	8,393	(10,596)	-55.80%	8,526	133	1.58%
09981	Golddust Road Paving - 7981	14,101	13,943	(158)	-1.12%	915	(13,028)	-93.44%
09991	Sun Road Paving - 7991	23,370	23,433	63	0.27%	16,160	(7,273)	-31.04%
<b>Subtotal - Transportation</b>		<b>\$ 31,463,714</b>	<b>\$ 73,005,827</b>	<b>\$ 41,542,113</b>	<b>132.03%</b>	<b>\$ 69,605,715</b>	<b>\$ (3,400,112)</b>	<b>-4.66%</b>
<b>Economic Development</b>								
02811	Tourist Development Council - 1261	\$ 409,592	\$ 1,096,258	\$ 686,666	167.65%	\$ 765,868	\$ (330,390)	-30.14%
35051	SHIP Grant - Housing Authority - 1271	1,158,148	3,849,449	2,691,301	232.38%	2,335,750	(1,513,699)	-39.32%
03673	Affordable Housing - 1273	-	31,500	31,500	100.00%	4,036	(27,464)	-87.19%
01775	Industrial/Economic Incentives - 1551	-	-	-	0.00%	500,000	500,000	100.00%
<b>Subtotal - Economic Development</b>		<b>\$ 1,567,740</b>	<b>\$ 4,977,207</b>	<b>\$ 3,409,467</b>	<b>217.48%</b>	<b>\$ 3,605,654</b>	<b>\$ (1,371,553)</b>	<b>-27.56%</b>

**ALL DIVISIONS BY FUNCTION**

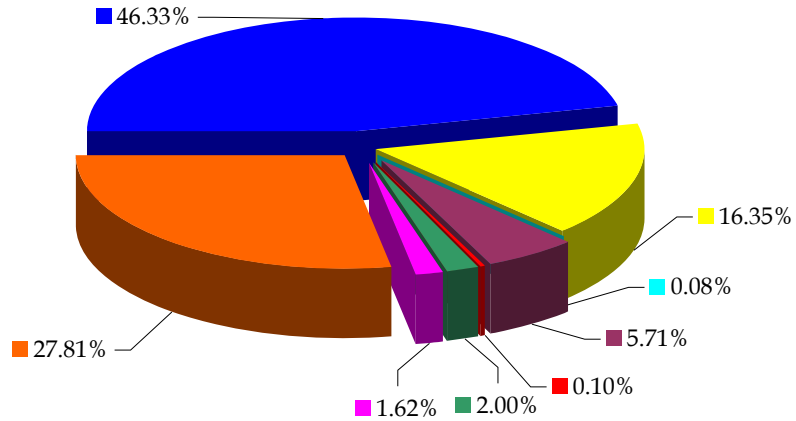
Division Number	Division Name	FY 2008 Actual Budget	FY 2009 Approved Budget	FY 2009 Versus FY 2008	Percent Change	FY 2010 Approved Budget	FY 2010 Versus FY 2009	Percent Change
<b>Human Services</b>								
03491	Health Unit Trust - 1141	\$ 1,189,876	\$ 1,186,985	\$ (2,891)	-0.24%	\$ 1,006,012	\$ (180,973)	-15.25%
03302	Mosquito Control Local - 1171	594,189	704,934	110,745	18.64%	622,033	(82,901)	-11.76%
36011	Mosquito Control State I - 1181	51,944	35,500	(16,444)	-31.66%	36,692	1,192	3.36%
03601	Choose Life License Plate - 1721	9,335	7,334	(2,001)	-21.44%	6,280	(1,054)	-14.37%
<b>Subtotal - Human Services</b>		<b>\$ 1,845,344</b>	<b>\$ 1,934,753</b>	<b>\$ 89,409</b>	<b>4.85%</b>	<b>\$ 1,671,017</b>	<b>\$ (263,736)</b>	<b>-13.63%</b>
<b>Culture and Recreation</b>								
04571	Florida Boating and Improvement Fund - 1051	\$ 4,660	\$ 279,000	\$ 274,340	5886.74%	\$ 285,625	\$ 6,625	2.37%
04501	Impact Fees Parks-District 1 - 1341	28,296	397,000	368,704	1303.05%	171,851	(225,149)	-56.71%
04502	Impact Fees Parks-District 2 - 1342	85,550	2,210,000	2,124,450	2483.27%	2,025,776	(184,224)	-8.34%
04503	Impact Fees Parks-District 3 - 1343	34,898	151,400	116,502	333.84%	68,538	(82,862)	-54.73%
04504	Impact Fees Parks-District 4 - 1344	412	1,000,000	999,588	242854.32%	1,018,720	18,720	1.87%
04791	Impact Fees Library Fund - 1351	125,287	737,000	611,713	488.25%	635,698	(101,302)	-13.75%
37272	Parks - Ridge Manor Improvements - 3121	38,935	199,055	160,120	411.25%	-	(199,055)	-100.00%
<b>Subtotal - Culture and Recreation</b>		<b>\$ 318,038</b>	<b>\$ 4,973,455</b>	<b>\$ 4,655,417</b>	<b>1463.79%</b>	<b>\$ 4,206,208</b>	<b>\$ (767,247)</b>	<b>-15.43%</b>
<b>Court Related</b>								
02331	Legal Aid Programs 29.008 - 1242	\$ 46,390	\$ 34,250	\$ (12,140)	-26.17%	\$ 39,481	\$ 5,231	15.27%
04652	Public Law Library - Article V - 1242	50,069	57,278	7,209	14.40%	36,869	(20,409)	-35.63%
02311	Court Improvement - 1481	2,833	2,383,828	2,380,995	84058.08%	2,654,998	271,170	11.38%
02373	Public Defender Technology - 1482	68,665	112,842	44,177	64.34%	101,222	(11,620)	-10.30%
02374	State Attorney Technology - 1482	24,111	228,736	204,625	848.67%	209,626	(19,110)	-8.35%
02375	Courts Technology - 1482	162,599	462,306	299,708	184.32%	254,574	(207,732)	-44.93%
02377	Guardian Ad Litem Technology - 1482	4,952	3,166	(1,786)	-36.06%	8,686	5,520	174.35%
02379	Audio Visual Technology - 1482	1,553	1,642,700	1,641,147	105675.92%	1,468,434	(174,266)	-10.61%
<b>Subtotal - Court Related</b>		<b>\$ 361,172</b>	<b>\$ 4,925,106</b>	<b>\$ 4,563,934</b>	<b>1263.65%</b>	<b>\$ 4,773,890</b>	<b>\$ (151,216)</b>	<b>-3.07%</b>
<b>Trust Funds</b>								
61161	Spring Hill Fire Rescue/EMS District Taxes (61161)	\$ -	\$ -	\$ -	0.00%	\$ 7,994,520	\$ 7,994,520	100.00%
<b>Subtotal - Trust Funds</b>		<b>\$ -</b>	<b>\$ -</b>	<b>\$ -</b>	<b>100.00%</b>	<b>\$ 7,994,520</b>	<b>\$ 7,994,520</b>	<b>100.00%</b>
<b>Total - All Other Divisions</b>		<b>\$ 161,914,977</b>	<b>\$ 341,469,366</b>	<b>\$ 179,554,389</b>	<b>110.89%</b>	<b>\$ 289,614,309</b>	<b>\$ (51,855,057)</b>	<b>-15.19%</b>
<b>Grand Total - Hernando County</b>		<b>\$ 257,031,944</b>	<b>\$ 465,220,908</b>	<b>\$ 208,188,965</b>	<b>81.00%</b>	<b>\$ 400,801,769</b>	<b>\$ (64,419,139)</b>	<b>-13.85%</b>

**GENERAL FUND - SUMMARY BY FUNCTION**

<b>REVENUE</b>	<b>FY 2007 ACTUAL</b>	<b>FY 2008 ACTUAL</b>	<b>FY 2009 BUDGET</b>	<b>FY 2010 APPROVED</b>
Taxes	\$ 66,361,312	\$ 61,303,209	\$ 56,173,897	\$ 51,512,080
Licenses and Permits	81,024	89,033	86,300	84,225
Intergovernmental Revenue	18,274,219	15,686,025	16,019,867	18,182,474
Charges for Service	4,726,384	5,725,567	7,149,548	6,348,552
Fines and Forfeitures	175,880	246,087	146,500	115,000
Miscellaneous Revenue	3,749,467	3,826,371	2,735,380	1,801,431
Other Financing Sources	8,529,382	7,356,554	4,354,103	2,227,497
Balance Forward	27,036,063	30,447,957	37,085,947	30,916,201
<b>TOTAL - REVENUE</b>	<b>\$128,933,731</b>	<b>\$124,680,803</b>	<b>\$123,751,542</b>	<b>\$111,187,460</b>

<b>EXPENDITURES</b>	<b>FY 2007 ACTUAL</b>	<b>FY 2008 ACTUAL</b>	<b>FY 2009 BUDGET</b>	<b>FY 2010 APPROVED</b>
General Government	\$ 22,422,667	\$ 22,377,469	\$ 21,135,216	\$ 17,955,263
Public Safety	45,008,334	47,292,050	49,082,744	45,896,396
Physical Environment	492,316	531,213	552,659	398,376
Transportation	2,936,575	2,827,885	4,025,473	2,758,991
Economic Environment	504,811	1,130,702	1,122,045	5,946,784
Human Services	3,468,606	3,641,317	3,549,167	3,112,288
Culture and Recreation	7,268,027	7,118,265	10,542,624	9,697,532
Court Related	66,341	68,790	82,163	76,465
Interfund Transfers	8,769,598	10,129,276	11,534,888	3,810,000
Reserves	-	-	22,124,563	21,535,365
<b>TOTAL - EXPENDITURES</b>	<b>\$ 90,937,275</b>	<b>\$ 95,116,966</b>	<b>\$ 123,751,542</b>	<b>\$ 111,187,460</b>

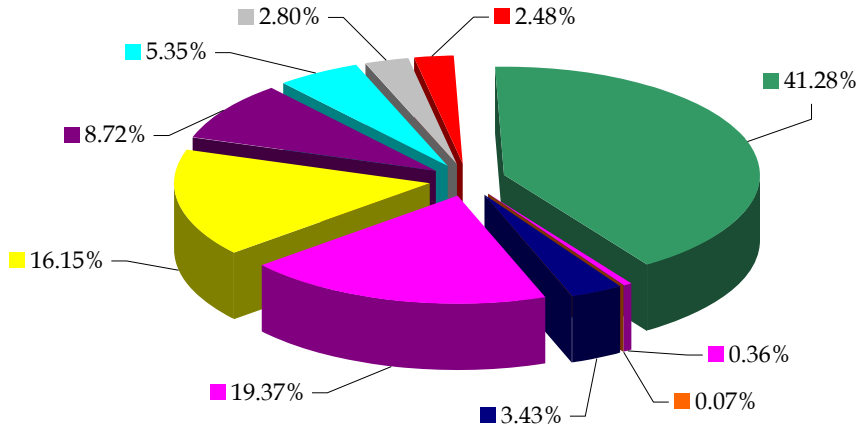
**Approved  
Budget Revenue - General Fund  
Fiscal Year 2010**



- |                                       |                                    |
|---------------------------------------|------------------------------------|
| ■ Taxes - \$51,512,080                | ■ Intergov't Revenue - \$18,182,47 |
| ■ Licenses and Permits - \$84,225     | ■ Charges for Service - \$6,348,55 |
| ■ Fines and Forfeitures - \$115,000   | ■ Other Financing Sources - \$2,2  |
| ■ Miscellaneous Revenue - \$1,801,431 | ■ Balance Forward Cash - \$30,91   |

**Total Revenue - \$111,187,460**

**Approved  
Budget Expenditures - General Fund  
Fiscal Year 2010**



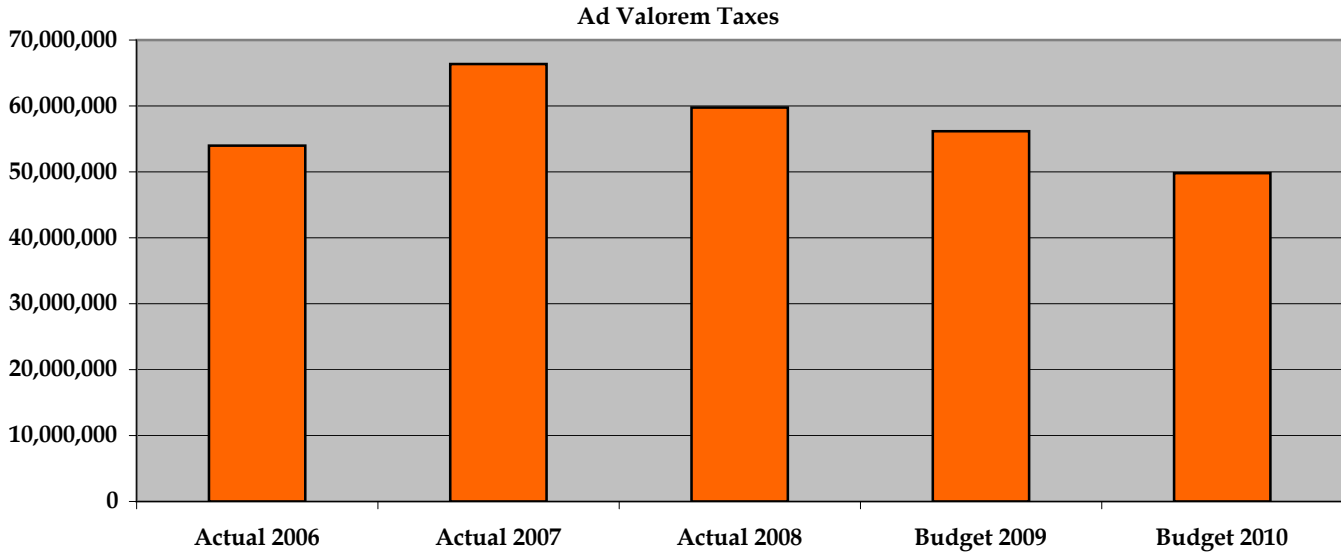
- |                                      |                                      |
|--------------------------------------|--------------------------------------|
| ■ General Government - \$17,955,263  | ■ Culture and Recreation - \$9,697,5 |
| ■ Economic Environment - \$5,946,784 | ■ Human Services - \$3,112,288       |
| ■ Transportation - \$2,758,991       | ■ Public Safety - \$45,896,396       |
| ■ Physical Environment - \$398,376   | ■ Court Related - \$76,465           |
| ■ Interfund Transfers - \$3,810,000  | ■ Reserves - \$21,535,365            |

**Total Expenditures - \$111,187,460**

**ANALYSIS OF REVENUE SOURCES  
GENERAL FUND**

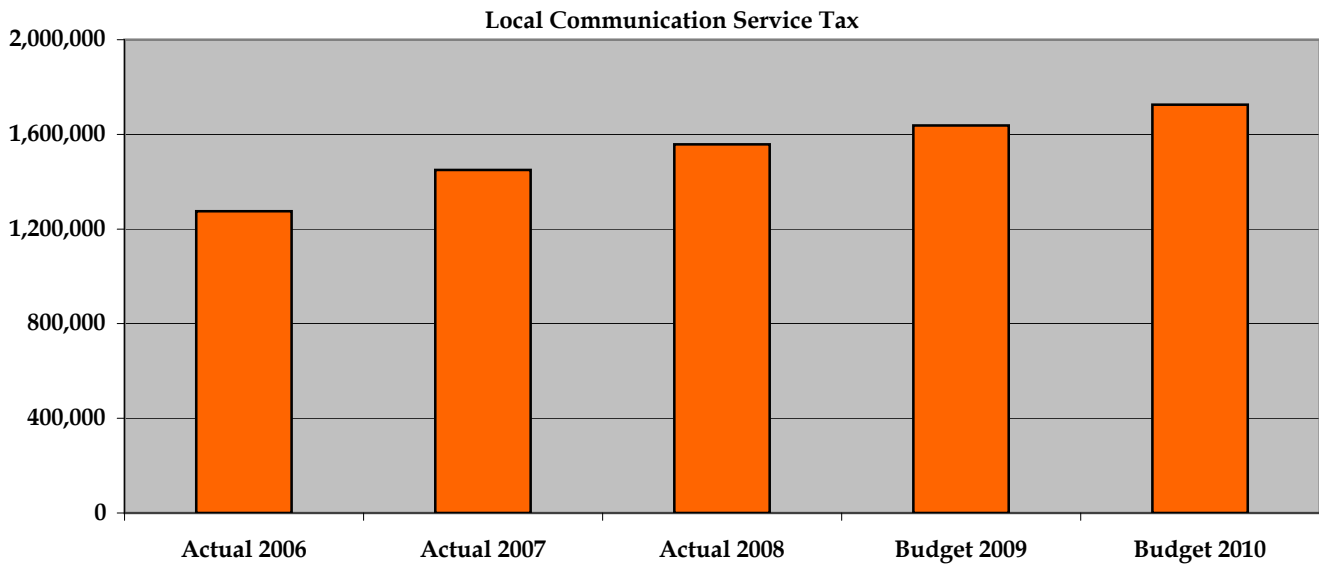
**Ad Valorem Taxes:**

Ad Valorem tax revenue is based on the Certification of Taxable Values as reported to the Board of County Commissioners by the Property Appraiser. Tentative figures are released around the 1st of June with the certification being received on July 1st. The Final Certification is not released until after October 1st. As property values continue to fall and tax rates stay the same, tax revenues continue to decline.



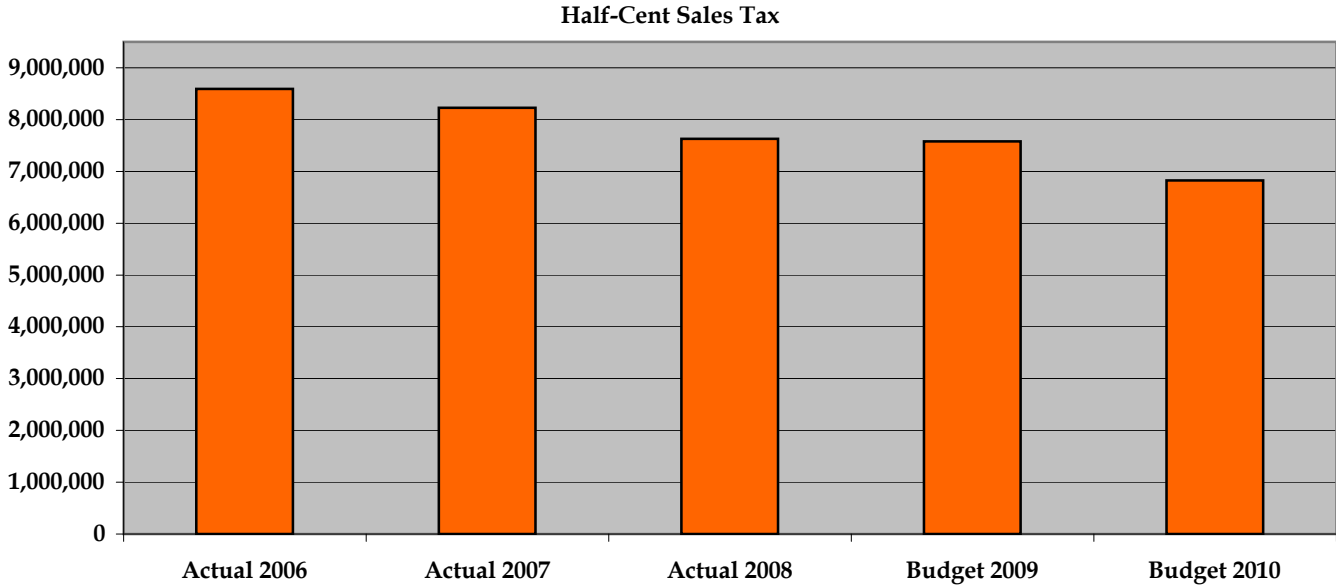
**Franchise Fees:**

Cable franchise fees and telecommunication taxes were combined a few years back to form the local communication service tax. As growth continues so do these fees, although at a slower pace due to competition from satellite providers. Even as the economy slows we still see this revenue increasing as cell phones and other communication devices continue to grow.



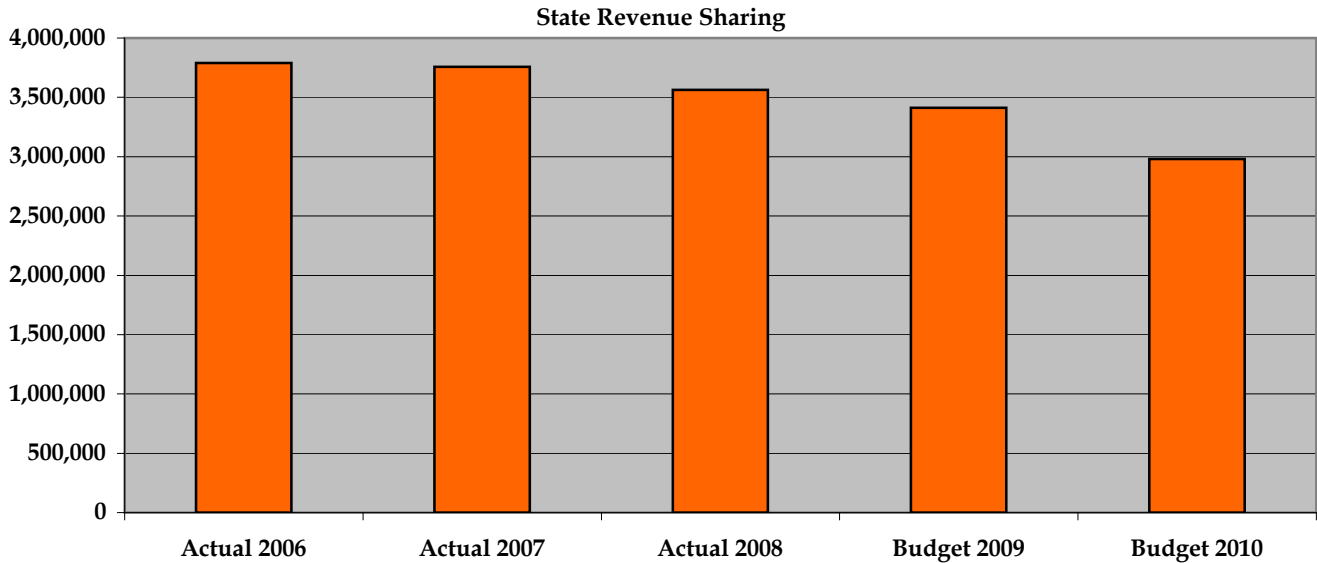
**Sales Tax:**

As the economy slows down, Hernando County's sales tax revenue has begun to level off but not as bad as some parts of the state. An explanation may be that this is a retirement area as opposed to a tourist driven economy area of the state. We anticipate this trend to continue and until the economy turns around sales tax will continue to decrease.



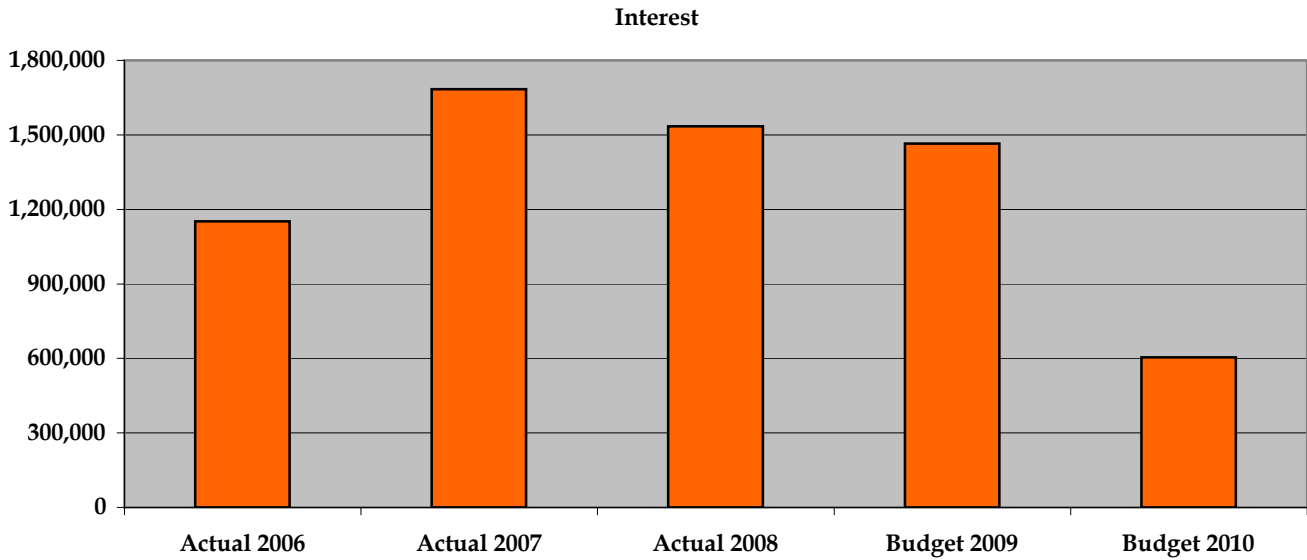
**State Revenue Sharing:**

This revenue follows closely along with that of the half-cent sales tax. This is revenue received by the State and is proportionately divided up among all the Counties and Municipalities throughout the State. A large part of the revenue comes from sales taxes, which as the economy continues in its downward trend, we will also see decreases in this revenue.



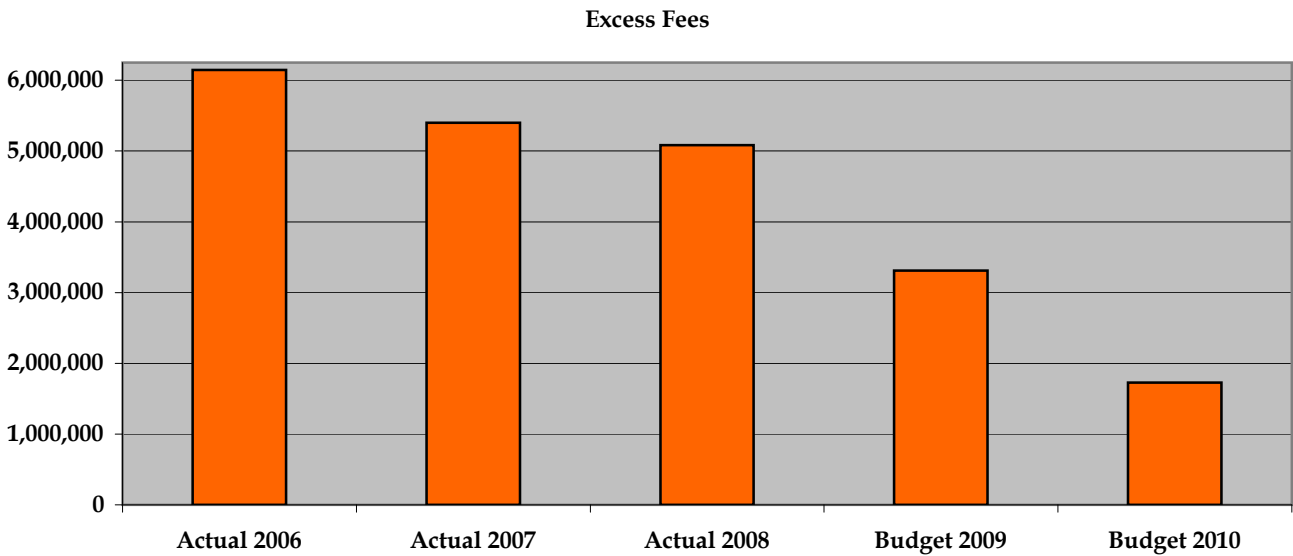
**Interest:**

Over the last year interest rates have begun to rise and we have seen an increase in interest earned. But as the economy slows we need to keep a close eye on interest rates. The General Fund has decreased its reserve resulting in a smaller amount of funds to earn interest upon.

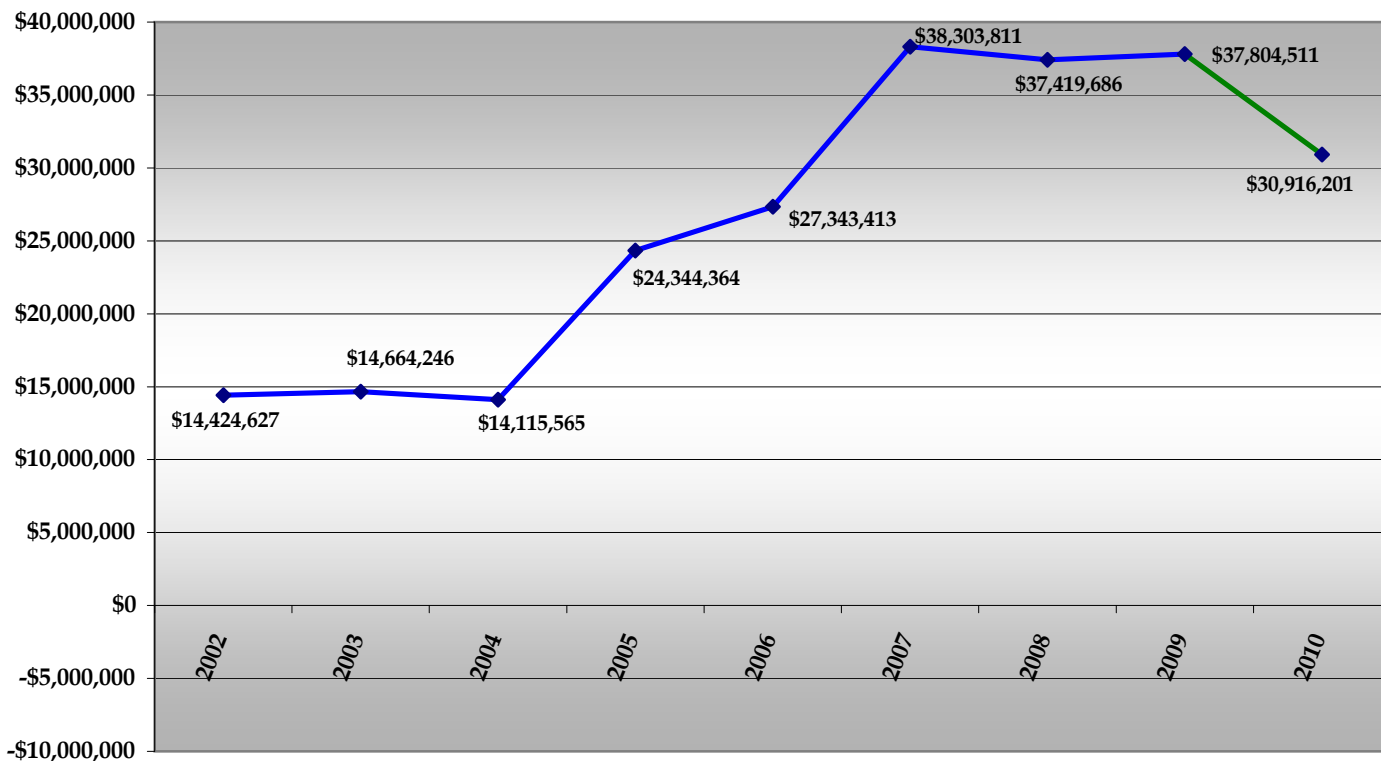


**Excess Fees:**

Each year the Board of County Commissioners, once the budget is approved, release funds to the Constitutional Officers in the amount they were budgeted. At the end of each year, the Constitutional Officers return to the General Fund those funds they have left over (Excess Fees). As you can see this amount varies from year to year. Historically, these fees showed a steady increase, but with budget cuts and funding reductions the amount of excess fees being returned by the Constitutional Officers will tend to decrease over the coming years.



### General Fund Fund Balance



2002 - 2008 Actual

2009 - 2010 Budget

Since 2004 Hernando county has seen a sharp increase in taxable value. This was due to growth and a tremendous spike in property values. The boom continued through Fiscal Year 2007 when growth finally subsided and reverted back to the level of the 90's. Even with the fact that Hernando County continued to reduce its millage, fund balance continued to grow.

State legislation was passed prior to the start of Fiscal Year 2008 which produced major reductions in how much local government could collect in property taxes. This along with a slow down in growth produced a sharp decrease in tax revenue. A voter referendum was passed January 2008, that lowered the tax revenue even further.

With these factors in mind local governments will have to find ways to curtail expenses. As the graph above indicates, Hernando County will show a continued decrease in fund balance and if left uncorrected will continue a steady decline.

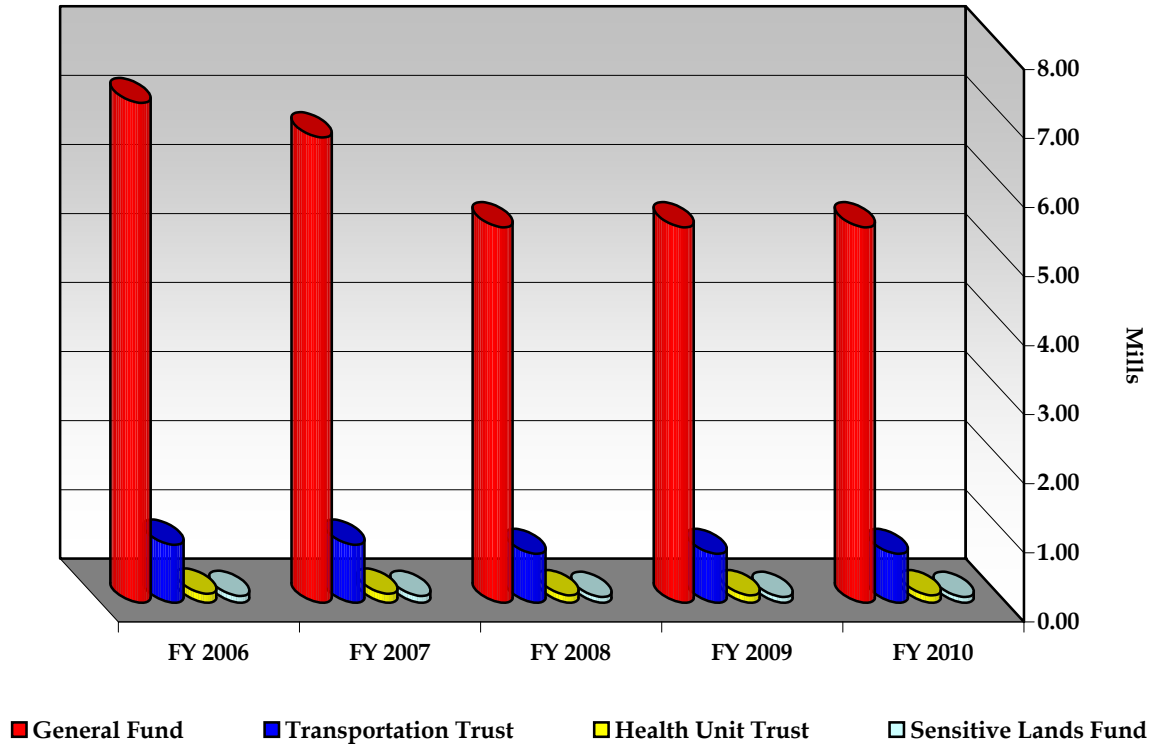
**TRIM BILL ANALYSIS  
FY 2010**

Description	Column 1 Prior Year Millage FY 2009	Column 2 Approved Millage Rate FY 2010	Column 3 Millage Rate Difference	Column 4 % of Tax Rate Change
B.C.C. General Fund	5.4394	<b>5.4394</b>	0.0000	<b>0.00%</b>
B.C.C. Transportation Trust Fund	0.7091	<b>0.7091</b>	0.0000	<b>0.00%</b>
B.C.C. County Health Department	0.1102	<b>0.1102</b>	0.0000	<b>0.00%</b>
B.C.C. Sensitive Lands Fund	0.0844	<b>0.0844</b>	0.0000	<b>0.00%</b>
County Wide Millage	6.3431	<b>6.3431</b>	0.0000	<b>0.00%</b>
<b>Municipal Service Taxing Units</b>				
Emergency Medical Services Municipal Service Taxing Unit	0.5598	0.5598	0.0000	0.00%
Spring Hill Fire and Rescue Municipal Service Taxing Unit	2.2686	2.2686	0.0000	0.00%
Stormwater Management Program Municipal Service Taxing Unit	0.1139	0.1139	0.0000	0.00%
Aggregate Millage		7.6843		

**TRIM BILL ANALYSIS  
FY 2010**

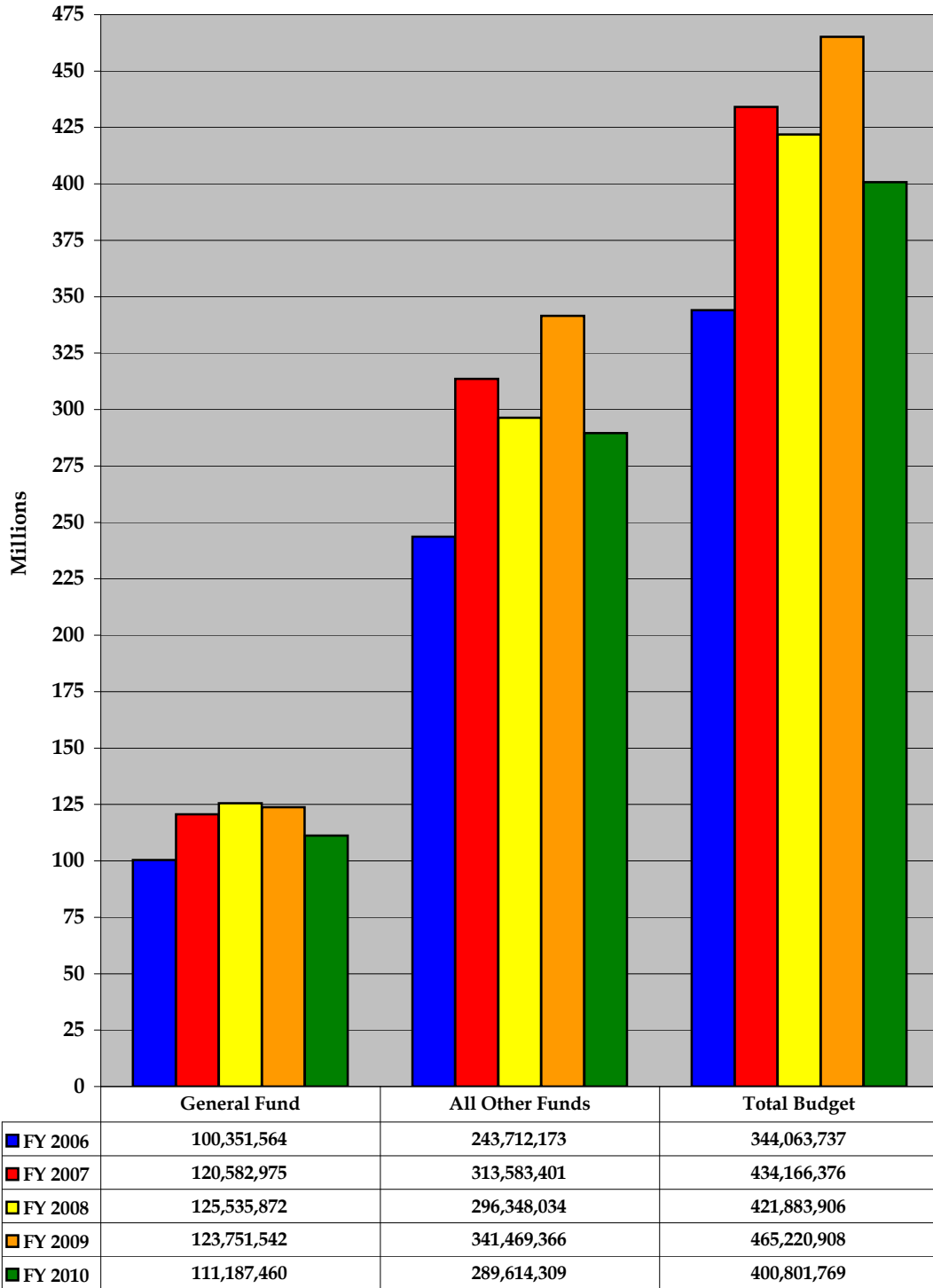
Column 5 Current Year Roll-Back Rate	Column 6 Estimated % of Roll-Back	Column 7 Prior Year Ad Valorem Proceeds FY 2009	Column 8 Prior Year Gross Taxable Value (DR-420)	Column 9 Current Year Adjusted Taxable Value	Column 10 Gross Taxable Value FY 2010	Column 11 Estimated Ad Valorem Dollars @ 100% FY 2010
6.2674	-15.22%	\$ 55,964,821	\$10,298,659,819	\$ 8,929,535,530	\$ 9,315,268,082	\$ 50,669,469
0.8170	-15.22%	7,295,778	\$10,298,659,819	\$ 8,929,535,530	\$ 9,315,268,082	6,605,457
0.1270	-15.25%	1,133,824	\$10,298,659,819	\$ 8,929,535,530	\$ 9,315,268,082	1,026,543
0.0972	-15.17%	868,374	\$10,298,659,819	\$ 8,929,535,530	\$ 9,315,268,082	786,209
7.3086	-15.22%	\$ 65,262,797	\$10,298,659,819	\$ 8,929,535,530	\$ 9,315,268,082	\$ 59,087,676
0.6514	-16.36%	\$ 3,298,518	\$ 5,902,189,834	\$ 5,063,591,014	\$ 5,392,867,903	\$ 3,018,928
2.5881	-14.08%	\$ 9,477,224	\$ 4,177,565,116	\$ 3,661,836,171	\$ 3,709,461,465	\$ 8,415,284
0.1312	-15.19%	\$ 1,169,472	\$10,277,405,822	\$ 8,912,072,167	\$ 9,297,723,684	\$ 1,059,011
8.8703		\$ 79,208,011				\$ 71,580,900

**HERNANDO COUNTY MILLAGE RATES  
FISCAL YEAR 2006 - 2010**



	FY 2006 Approved	FY 2007 Approved	FY 2008 Approved	FY 2009 Approved	FY 2010 Approved
<b>General Fund</b>	7.2400	6.7400	5.4394	5.4394	5.4394
<b>Transportation Trust</b>	0.8400	0.8400	0.7091	0.7091	0.7091
<b>Health Unit Trust</b>	0.1306	0.1306	0.1102	0.1102	0.1102
<b>Sensitive Lands Fund</b>	0.1000	0.1000	0.0844	0.0844	0.0844
<b>County-wide Millage</b>	<b>8.3106</b>	<b>7.8106</b>	<b>6.3431</b>	<b>6.3431</b>	<b>6.3431</b>

**HERNANDO COUNTY BUDGET HISTORY**  
**FY 2006 - FY 2010**



**PERSONNEL SUMMARY BY DIVISION**

Division	FY 2008 Budget		FY 2009 Budget		FY 2010 Budget	
	FTE	Seasonal	FTE	Seasonal	FTE	Seasonal
<b><u>General Fund - Board Division</u></b>						
Board of County Commissioners	5.00		5.00		5.00	
County Administration	5.00		4.00		3.00	
Community Relations	6.00		5.00		3.00	
Property Management	1.00		0.00		0.00	
Office of Management and Budget	7.50		5.50		4.50	
County Attorney's Office (1 FTE funded by HCUD)	9.00		9.00		8.00	
Human Resources	7.05		7.05		5.46	
Technology Services	18.00		16.00		13.00	
Purchasing and Contracts	12.00		9.81		9.00	
Jail Contract	1.00		1.00		1.00	
Animal Services	16.00		16.00		14.50	
Waterways Maintenance	3.00		3.39		4.00	
Code Enforcement	13.00		10.00		9.50	
Facilities Maintenance	49.00		42.50		41.00	
Planning	16.00		14.50		13.40	
Transportation Division (MPO)	4.25		4.25		4.35	
Planning Grants - Mass Transit	0.75		0.75		0.75	
Business Development	3.00		2.50		2.20	
Veteran Services	5.40		5.54		3.25	
Emergency Management Administration	4.43		4.38		0.00	
Emergency Management Grants	0.68		0.86		0.00	
Hazmat	1.00		0.00		0.00	
Health & Human Services	4.60		4.23		4.75	
Recreation	8.45	14.04	7.70	7.09	8.13	1.05
Parks and Facilities Administration	5.00		4.61		0.00	
Parks Maintenance	33.00	4.00	30.00	4.00	32.50	2.00
Library Services	49.00		41.10		41.10	
Library Grant (State Aid-Equalization)	0.00		1.00		1.00	
Cooperative Extension	9.00		7.00		6.00	
Florida Yards and Neighborhoods	1.00		1.00		1.00	
Little Rock Cannery	1.00		0.95		1.00	
Guardian Ad Litem Program	1.00		1.00		1.00	
<b>Sub Total - General Fund:</b>	<b>300.11</b>	<b>18.04</b>	<b>265.62</b>	<b>11.09</b>	<b>241.39</b>	<b>3.05</b>
<b><u>Constitutional Officers</u></b>						
Property Appraiser	49.00		45.00		45.00	
Tax Collector	39.00		39.00		38.00	
Clerk of Court	31.00		29.00		27.30	
Supervisor of Elections	11.00		11.50		12.50	
Sheriff	397.80		400.80		404.80	
<b>Sub Total - Constitutionals:</b>	<b>527.80</b>	<b>0.00</b>	<b>525.30</b>	<b>0.00</b>	<b>527.60</b>	<b>0.00</b>
<b>Total - General Fund:</b>	<b>827.91</b>	<b>18.04</b>	<b>790.92</b>	<b>11.09</b>	<b>768.99</b>	<b>3.05</b>
<b><u>Special Revenue Funds</u></b>						
Road Maintenance	64.00		60.00		60.00	
Public Works Administration	8.00		8.00		7.25	
Traffic Division	12.00		11.00		11.00	
Engineering - from General Fund	19.00		14.00		15.00	
Spring Hill Fire Rescue	121.00		119.50		0.00	

**PERSONNEL SUMMARY BY DIVISION**

Division	FY 2008 Budget		FY 2009 Budget		FY 2010 Budget	
	FTE	Seasonal	FTE	Seasonal	FTE	Seasonal
Mosquito Control - Local*	7.10	2.67	7.10	2.50	7.10	2.50
Sensitive Lands	1.00		1.50		1.50	
Landscape Enhancement	1.00		0.50		0.50	
Tourist Development	2.00		2.00		2.10	
Hernando County Fire Rescue - Fire	77.31		68.11		75.46	
Hernando County Fire Rescue - SAFR Grant	7.27		11.85		12.00	
Hernando County Fire Rescue - Emergency Medical Services	52.35		55.44		47.94	
Courts - Technology	2.00		2.00		2.00	
Stormwater Management	2.00		2.00		2.00	
<b>Total - Special Revenue Funds:</b>	<b>376.03</b>	<b>2.67</b>	<b>363.00</b>	<b>2.50</b>	<b>243.85</b>	<b>2.50</b>
<b><u>Enterprise Funds</u></b>						
Utilities Administration	2.00		2.60		3.60	
Utilities Finance Administration	7.00		9.00		9.00	
Utilities Engineering	14.95		14.95		14.95	
Utilities Technology Services	6.10		6.10		6.10	
Utilities Billing	8.95		8.45		8.45	
Utilities Meter Reading	14.25		14.50		11.50	
Customer Service	25.80		27.55		26.05	
Water Operations	41.00		40.50		40.50	
Wastewater Operations	50.70		50.50		50.51	
Water Conservation	1.00		1.00		1.00	
Airport Operations	5.50		5.50		5.60	
Solid Waste and Recycling	0.00		0.00		0.00	
Solid Waste and Recycling - Class I Operations	15.80		15.80		12.35	
Solid Waste and Recycling - Recycling Operations	18.60		18.60		3.99	
Solid Waste and Recycling - Convenience Centers	13.80		13.80		8.77	
Solid Waste and Recycling - C & D Operations	3.50		3.50		2.63	
Solid Waste and Recycling - Household Hazardous Waste	2.25		2.25		2.26	
Solid Waste and Recycling - Waste Tires	1.05		1.05		0.86	
Development Services - Building	51.30		26.46		22.95	
Development Services - Zoning	13.70		9.72		7.40	
<b>Total - Enterprise Funds:</b>	<b>297.25</b>	<b>0.00</b>	<b>271.83</b>	<b>0.00</b>	<b>238.47</b>	<b>0.00</b>
<b><u>Internal Service Funds</u></b>						
Central Fueling	2.00		2.00		0.55	
Risk Management	2.50		2.75		1.54	
Workers' Compensation	1.75		1.75		1.75	
Copier Service	1.00		1.00		0.00	
Vehicle Maintenance	11.25		11.00		11.95	
Fleet Replacement	0.75		1.00		0.75	
<b>Total - Internal Service Funds:</b>	<b>19.25</b>	<b>0.00</b>	<b>19.50</b>	<b>0.00</b>	<b>16.54</b>	<b>0.00</b>
<b>Grand Total:</b>	<b>1,520.44</b>	<b>20.71</b>	<b>1,445.25</b>	<b>13.59</b>	<b>1,267.85</b>	<b>5.55</b>

**CAPITAL SUMMARY**  
**FY 2010**

Divisions/Description	Unit Cost	Total Cost
<b>Technology Services</b>		
Switches/Router/Network Equipment	20,000	20,000
Server	30,000	30,000
<b>01301 Total</b>		<b>\$50,000</b>
<b>Planning</b>		
GIS Computer (2)	1,750	3,500
<b>01751 Total</b>		<b>\$3,500</b>
<b>Haz Mat Response Unit</b>		
Trailer (2)	5,000	10,000
<b>02405 Total</b>		<b>\$10,000</b>
<b>Emergency Preparedness Shelter</b>		
Building Construction/Improvement	6,800	6,800
<b>02406 Total</b>		<b>\$6,800</b>
<b>Library Services</b>		
Library Books/Publications	150,000	150,000
Library Matierials-Audio/Visual Aids	17,000	17,000
<b>04601 Total</b>		<b>\$167,000</b>
<b>EMG-EMPA Enhancement Grant</b>		
800 MHz Portable Radio (3)	2,000	6,000
Crestron Control System Enhancements	10,000	10,000
<b>32041 Total</b>		<b>\$16,000</b>
<b>HCSO-E911 System Replacement Grant</b>		
Secondary PSAP Equipment (Positron Viper 911-Software/E-Printe	310,785	310,785
<b>32152 Total</b>		<b>\$310,785</b>
<b>Planning-Mass Transit System Grant</b>		
Improvements-Transit Routes	1,000	1,000
<b>34041 Total</b>		<b>\$1,000</b>
<b>MPO/Transportation Grant</b>		
GIS Computer Laptop	2,000	2,000
<b>34045 Total</b>		<b>\$2,000</b>
<b>DPW-Coronado Drive Sidewalks (LAP) Grant</b>		
Improvements-Sidewalks	98,142	98,142
<b>34637 Total</b>		<b>\$98,142</b>
<b>HHS-DCA CDBG/NSP I Program Grant</b>		
Land Acquisition	900,000	900,000
<b>35088 Total</b>		<b>\$900,000</b>

**CAPITAL SUMMARY**  
**FY 2010**

Divisions/Description	Unit Cost	Total Cost
<b>Library-State Aid Equalization Grant</b>		
Library Books/Publications	85,612	85,612
Library Matierials-Audio/Visual Aids	25,000	25,000
<b>37012 Total</b>		<b>\$110,612</b>
<b>Library-State Aid Equalization 07 Grant</b>		
Library Books/Publications	300,000	300,000
Library Matierials-Audio/Visual Aids	150,000	150,000
<b>37016 Total</b>		<b>\$450,000</b>
<b>Library- Aid to Libraries 09 Operations Grant</b>		
Library Books/Publications	49,306	49,306
<b>37021 Total</b>		<b>\$49,306</b>
<b>General Fund 0011 Total</b>		<b>\$2,175,145</b>
<b>Engineering</b>		
Computer (3)	1,500	4,500
<b>01352 Total</b>		<b>\$4,500</b>
<b>Road Maintenance</b>		
Walk Behind Mower (2)	1,250	2,500
Hand Drill/Breaker	1,500	1,500
<b>03051 Total</b>		<b>\$4,000</b>
<b>DPW-Traffic</b>		
Post Driver / Power Unit	4,750	4,750
Post Puller	1,600	1,600
Generator	2,000	2,000
<b>03081 Total</b>		<b>\$8,350</b>
<b>Capital Improvement Program</b>		
Signals	130,000	130,000
Traffic Management - Linden Circles	250,000	250,000
District 4-Elgin/Mariner/Van Gogh - Mitigation	598,732	598,732
Should Safety/East Guardrail	172,000	172,000
Should Safety/East Avenue Culverts	20,000	20,000
CIP-FDOT Escrow-County Line Road	1,067,506	1,067,506
<b>03101 Total</b>		<b>\$2,238,238</b>
<b>DPW-Elgin Powell Right-of-Way Acquisition Grant</b>		
District 4-Elgin-Mariner/Van Gogh	1,178,805	1,178,805
<b>34491 Total</b>		<b>\$1,178,805</b>
<b>DPW-LAP/Stimulas Burwell Road Grant</b>		
Burwell Road LAP/Stimulas	17,063	17,063
<b>34545 Total</b>		<b>\$17,063</b>

**CAPITAL SUMMARY**  
**FY 2010**

Divisions/Description	Unit Cost	Total Cost
<b>DPW-LAP/Stimulus Citrus Way Grant</b>		
Citrus Way LAP/Stimulus	46,555	46,555
<b>34546 Total</b>		<b>\$46,555</b>
<b>DPW-LAP/Stimulus Deltona 50/Northcliff Grant</b>		
Deltona 50/Northcliff LAP/Stimulus	16,464	16,464
<b>34547 Total</b>		<b>\$16,464</b>
<b>DPW-LAP/Stimulus Deltona Spring Hill/Phillitelic Grant</b>		
Deltona Spring Hill/Phillitelic LAP/Stimulus	740,400	740,400
<b>34548 Total</b>		<b>\$740,400</b>
<b>DPW-Suncoast Trailhead Restroom Grant</b>		
Improvements	394,407	394,407
<b>34642 Total</b>		<b>\$394,407</b>
<b>DPW-LAP/Stimulus HS EEE TRFSG Grant</b>		
Signals - New High School Turn Lane/Signals	373,888	373,888
<b>34652 Total</b>		<b>\$373,888</b>
<b>DPW-LAP/Stimulus Mariner Blvd Grant</b>		
Mariner Blvd LAP/Stimulus	49,682	49,682
<b>34653 Total</b>		<b>\$49,682</b>
<b>DPW-LAP/Stimulus Spring Hill Mariner/Deltona Grant</b>		
Spring Hill Mariner/Deltona LAP/Stimulus	54,509	54,509
<b>34654 Total</b>		<b>\$54,509</b>
<b>DPW-LAP/Stimulus Spring Hill Pinehurst/Deltona Grant</b>		
Spring Hill Pinehurst/Deltona LAP/Stimulus	17,186	17,186
<b>34655 Total</b>		<b>\$17,186</b>
<b>DPW-LAP/Stimulus Yontz Road Grant</b>		
Yontz Road LAP/Stimulus	16,855	16,855
<b>34656 Total</b>		<b>\$16,855</b>
<b>Transportation Trust Fund 1011 Total</b>		<b>\$5,160,902</b>
<b>Debt Service/Reserves</b>		
Road Assessment Project	100,000	100,000
Pavement Management-Elgin Paved Shouldgers (SCOP)	10,000	10,000
Drainage - Nightwalker	300,000	300,000
Drainage - Pinehurst	164,000	164,000
Surface Treatment - Dust Control	390,000	390,000
District 3 CR 541 - Phase 3 Construction	400,000	400,000
<b>03211 Total</b>		<b>\$1,364,000</b>
<b>Constitutional Gas Tax Fund 1013 Total</b>		<b>\$1,364,000</b>

**CAPITAL SUMMARY**  
**FY 2010**

Divisions/Description	Unit Cost	Total Cost
<b>County Fuel Tax</b>		
Land acquisition	50,000	50,000
Pavement Management	509,736	509,736
District 4 Elgin Mariner/Village Van Gogh	45,000	45,000
<b>03221 Total</b>		<b>\$604,736</b>
<b>County Fuel Tax Fund 1015 Total</b>		<b>\$604,736</b>
<b>Capital Improvement-Local Option Gas Tax 1-6</b>		
CR 550 - Cortez Blvd	5,000	5,000
Signals	285,000	285,000
Drainage	160,000	160,000
District 2-Lake Lindsey Shoulders	200,000	200,000
Culvert Replacements	100,000	100,000
CIP-FDOT Escrow-County Line Road	2,281,590	2,281,590
<b>03231 Total</b>		<b>\$3,031,590</b>
<b>Traffic-Local Option Gas Tax 1-6</b>		
Signals - Loop Upgrades (12)	12,800	51,200
Signals - Signal Head Upgrades (12)	2,000	24,000
Signals - Hardware Upgrades	6,000	6,000
Signals - UPS Installations (6)	3,800	22,800
Signals - Cabinets (1)	14,000	14,000
<b>03233 Total</b>		<b>\$118,000</b>
<b>LOGT 1-6 Fuel - General Transportation Fund 1017 Total</b>		<b>\$3,149,590</b>
<b>Residential Road Fuel Tax</b>		
Pavement Management	267,894	267,894
<b>03021 Total</b>		<b>\$267,894</b>
<b>Residential Road Fuel Tax Fund 1021 Total</b>		<b>\$267,894</b>
<b>Additional Local Option Gas Tax 1-5 Gas-Residential Road</b>		
Pavement Management	3,107,581	3,107,581
<b>03241 Total</b>		<b>\$3,107,581</b>
<b>Additional LOGT 1-5 Gas-Residential Roads Fund 1022 Total</b>		<b>\$3,107,581</b>
<b>Ninth-Cent Fuel Tax - Residential Roads</b>		
Residential (Paved)	1,813,229	1,813,229
<b>03261 Total</b>		<b>\$1,813,229</b>
<b>Ninth-Cent Fuel Tax - Residential Roads 1024 Total</b>		<b>\$1,813,229</b>

**CAPITAL SUMMARY**  
**FY 2010**

Divisions/Description	Unit Cost	Total Cost
<b>Florida Boating Improvement Program</b>		
FL Boating Improvements Program - Boat Ramps/Channel Dredge	50,000	50,000
FL Boating Improvements Program - Jenkins Creek Boat Ramp Rep	100,000	100,000
<b>04571 Total</b>		<b>\$150,000</b>
<b>Florida Boating Improvement Program Fund 1051 Total</b>		<b>\$150,000</b>
<b>Sensitive Lands</b>		
Land acquisition	20,000	20,000
District 3A-Bayport - Historical Signage	20,000	20,000
District 3A-Bayport - Canoe Launch	80,000	80,000
Cypress Lake Preserve - Site Prep/Grading	15,000	15,000
Cypress Lake Preserve - Restroom	70,000	70,000
Cypress Lake Preserve - Pavilion	41,000	41,000
Cypress Lake Preserve - Picnic Areas (2)	2,000	4,000
Cypress Lake Preserve - Entrance Signage	2,500	2,500
Cypress Lake Preserve - Loop/Drive Parking	60,000	60,000
Cypress Lake Preserve - Parking Barrier	5,000	5,000
Cypress Lake Preserve - Waterline Extension	800	800
Peck Sink - Stormwater Park Improvements	1,000,000	1,000,000
Bike Rack	1,100	1,100
Water Fountain	2,600	2,600
<b>02801 Total</b>		<b>\$1,322,000</b>
<b>Sensitive Lands Fund 1231 Total</b>		<b>\$1,322,000</b>
<b>E911 System</b>		
Equipment	100,000	100,000
<b>02131 Total</b>		<b>\$100,000</b>
<b>E911 Communication System Fund 1251 Total</b>		<b>\$100,000</b>
<b>Tourist Development</b>		
Building Construction/Improvements	35,650	35,650
<b>02811 Total</b>		<b>\$35,650</b>
<b>Tourist Development Tax Fund 1261 Total</b>		<b>\$35,650</b>
<b>Impact Fees-Roads-District 1</b>		
District 1 Star Road/Willow	70,000	70,000
District 1 Sunshine Grove Road Multi-Lane	7,500,000	7,500,000
<b>03121 Total</b>		<b>\$7,570,000</b>
<b>Impact Fees-Roads-District 1 Fund 1331 Total</b>		<b>\$7,570,000</b>

**CAPITAL SUMMARY**  
**FY 2010**

Divisions/Description	Unit Cost	Total Cost
<b>Impact Fees-Roads-District 2</b>		
Signals - Croom and US 41	350,000	350,000
District 2-McIntyre Road - Right-of-Way	360,000	360,000
<b>03122 Total</b>		<b>\$710,000</b>
<b>Impact Fees-Roads-District 2 Fund 1332 Total</b>		<b>\$710,000</b>
<b>Impact Fees-Roads-District 3</b>		
District 3-CR541 - Spring Lake Hwy	820,000	820,000
<b>03123 Total</b>		<b>\$820,000</b>
<b>Eng-Spring Lake Highway (SCOP) Grant</b>		
District 3-CR541 - Spring Lake Hwy	243,438	243,438
<b>34543 Total</b>		<b>\$243,438</b>
<b>Impact Fees-Roads-District 3 Fund 1333 Total</b>		<b>\$1,063,438</b>
<b>Impact Fees-Roads-District 4</b>		
Cobblestone Signal	395,000	395,000
District 4-Elgin Corridor Fiber Optic	121,000	121,000
District 4-Elgin Mariner/Village VanGogh	4,502,000	4,502,000
Mariner/Northcliffe Turn Lane	90,000	90,000
CIP-FDOT Escrow-County Line Road	5,472,969	5,472,969
<b>03124 Total</b>		<b>\$10,580,969</b>
<b>Impact Fees-Roads-District 4 Fund 1334 Total</b>		<b>\$10,580,969</b>
<b>Impact Fees-Parks-District 1</b>		
Ridge Manor - Park Improvements	50,000	50,000
<b>04501 Total</b>		<b>\$50,000</b>
<b>Impact Fees-Parks-District 1 Fund 1341 Total</b>		<b>\$50,000</b>
<b>Impact Fees-Parks-District 2</b>		
District 2A-Anderson Snow Park - Design	100,000	100,000
District 2A-Kennedy Park - Infrastructure Improvements	200,000	200,000
<b>04502 Total</b>		<b>\$300,000</b>
<b>Impact Fees-Parks-District 2 Fund 1342 Total</b>		<b>\$300,000</b>
<b>Impact Fees-Parks-District 3</b>		
District 3A-Pedersen - Park Infrastructure Improvements	25,000	25,000
<b>04503 Total</b>		<b>\$25,000</b>
<b>Impact Fees-Parks-District 3 Fund 1343 Total</b>		<b>\$25,000</b>

**CAPITAL SUMMARY**  
**FY 2010**

Divisions/Description	Unit Cost	Total Cost
<b>Impact Fees-Parks-District 4</b>		
District 4A-Ernie Wever Youth Park - Infrastructure Improvements	50,000	50,000
District 4A-Ernie Wever Youth Park - Maintenance Storage Facility	200,000	200,000
<b>04504 Total</b>		<b>\$250,000</b>
<b>Impact Fees-Parks-District 4 Fund 1344 Total</b>		<b>\$250,000</b>
<b>Impact Fees-Law Enforcement</b>		
Equipment	100,000	100,000
<b>02141 Total</b>		<b>\$100,000</b>
<b>Impact Fees-Law Enforcement Fund 1361 Total</b>		<b>\$100,000</b>
<b>Impact Fees-Fire-Hernando County Fire Rescue</b>		
Buildings-HCFR Station 16 - Land Acquisition	50,000	50,000
Buildings-HCFR Station 25 - Land Acquisition	50,000	50,000
Improvements - Brooksville Fire Dept Station 24 - Remodel/Expansion	572,000	572,000
<b>02274 Total</b>		<b>\$672,000</b>
<b>Impact Fees-Hernando County Fire Rescue Fund 1374 Total</b>		<b>\$672,000</b>
<b>Public Defender Technology</b>		
Laptop (9)	1,400	12,600
File Server	3,500	3,500
<b>02373 Total</b>		<b>\$16,100</b>
<b>State Attorney Technology</b>		
Equipment	13,600	13,600
<b>02374 Total</b>		<b>\$13,600</b>
<b>Courts Technology</b>		
Laptop	1,500	1,500
Server Hardware	5,000	5,000
Storage Area Network	36,000	36,000
Mixer (6)	3,000	18,000
Wireless Management System	6,000	6,000
<b>02375 Total</b>		<b>\$66,500</b>
<b>Guardian Ad Litem</b>		
Laptop (3)	1,500	4,500
<b>02377 Total</b>		<b>\$4,500</b>
<b>Court Related Technology Fund 1482 Total</b>		<b>\$100,700</b>

**CAPITAL SUMMARY**  
**FY 2010**

Divisions/Description	Unit Cost	Total Cost
<b>HCFR-Fire</b>		
Air System	30,000	30,000
Extracation (2)	25,000	50,000
K12 Saw (4)	1,200	4,800
<b>02281 Total</b>		<b>\$84,800</b>
<b>Hernando County Fire Rescue-Fire Fund 1601 Total</b>		<b>\$84,800</b>
<b>HCFR-Emergency Medical Services</b>		
Toughbook Computer (2)	3,000	6,000
Auscultation Trainer Program	2,550	2,550
Lifepack-15 (2)	20,000	40,000
<b>02461 Total</b>		<b>\$48,550</b>
<b>Hernando County Fire Rescue-EMS Fund 1651 Total</b>		<b>\$48,550</b>
<b>Capital Improvement Revenue Bonds S04</b>		
Hernando Beach Dredge Project	1,586,598	1,586,598
<b>34549 Total</b>		<b>\$1,586,598</b>
<b>Capital Improvement Revenue Bonds S04 Fund 3061 Total</b>		<b>\$1,586,598</b>
<b>Capital Improvement Program</b>		
Animal Control - Building Remodel	319,160	319,160
<b>06701 Total</b>		<b>\$319,160</b>
<b>Capital Improvement Program Fund 3121 Total</b>		<b>\$319,160</b>
<b>Hernando County Utilities Department-Finance Administration</b>		
Laserjet Printer	1,700	1,700
<b>07093 Total</b>		<b>\$1,700</b>
<b>Hernando County Utilities Department-Engineering</b>		
Computer	2,100	2,100
Laptop	2,200	2,200
Plotter	10,000	10,000
Trimble Geoxh GPS Handheld Device	10,500	10,500
<b>07096 Total</b>		<b>\$24,800</b>
<b>Hernando County Utilities Department-Technology Services</b>		
Program Development Server	5,000	5,000
<b>07097 Total</b>		<b>\$5,000</b>
<b>HCUD Water Operations</b>		
Computer	2,200	2,200
Laserjet Printer	1,500	1,500
Okidata Printer	1,400	1,400
Electric Pump (2)	1,200	2,400
3" Pneumatic Piercing Tool	5,000	5,000

**CAPITAL SUMMARY**  
**FY 2010**

Divisions/Description	Unit Cost	Total Cost
Laptop (3)	2,200	6,600
Brush Tine Grapple with Appurtenances	5,875	5,875
Metal Detector (3)	1,000	3,000
Pressure Washer	1,200	1,200
<b>07111 Total</b>		<b>\$29,175</b>
 <b>HCUD Wastewater Operations</b>		
Laptop	1,215	1,215
<b>07121 Total</b>		<b>\$1,215</b>
 <b>Utilities-Capital Project</b>		
Upgrade Dogwood Estates Water System	250,000	250,000
Kettering L/S Bypass	1,099,959	1,099,959
Hexam Road Wellfield & Treatment Plant	5,932,514	5,932,514
Airport Entrance to US41 Water Treatment Plant	1,026,401	1,026,401
Mobile Sludge Dewater	875,000	875,000
Coastal Way Force Main Brookridge	1,136,870	1,136,870
US 41/Hernando Oaks/Airport	1,014,779	1,014,779
Ridge Manor Subregional Waste Water Treatment Plant Expansion	1,999,988	1,999,988
Watercad Model Analysis	243,000	243,000
Alderwood Force Main Relocation	79,779	79,779
US19 South Water Main Extension	4,990	4,990
<b>07141 Total</b>		<b>\$13,663,280</b>
<b>Hernando County Utilities Fund 4111 Total</b>		<b>\$13,725,170</b>
 <b>Renewal and Replacement</b>		
Water Line Upgrade	16,000	16,000
Water Plant/Well/Storage - Southwest Water Plant	45,000	45,000
Water Plant/Well/Storage - West Hernando Water Plant	45,000	45,000
Water Plant/Well/Storage - County-wide	35,000	35,000
Equipment Replacement - Water	65,000	65,000
Sewer Line Upgarde - Brookridge Blvd	46,000	46,000
Sewer Line Upgarde - Clubhouse Dr	46,000	46,000
Sewer Line Upgarde - Sherman Hills	46,000	46,000
Sewer Line Upgarde - Slip Line Main Sewer Lines-Brookridge	45,000	45,000
Sewer Line Upgarde - Slip Line Main Sewer Lines-Sherman Hills	45,000	45,000
Sewer Line Upgarde - Slip Line Main Sewer Lines-Windward	45,000	45,000
Water Water Treatment Plant/Lift Station - Almond Court	10,000	10,000
Water Water Treatment Plant/Lift Station - Delsilver	20,000	20,000
Water Water Treatment Plant/Lift Station - Flammer Ford	49,000	49,000
Water Water Treatment Plant/Lift Station - Deerfield	15,000	15,000
Water Water Treatment Plant/Lift Station - Heather Boulevard	24,000	24,000
Water Water Treatment Plant/Lift Station - Henderson	10,000	10,000
Water Water Treatment Plant/Lift Station - The Waters #2	25,000	25,000
Water Water Treatment Plant/Lift Station - Windridge	20,000	20,000
Water Water Treatment Plant/Lift Station - Kirkland	18,000	18,000
Water Water Treatment Plant/Lift Station - Timber Pines #3	13,000	13,000
Equipment Replacement-Sewer	15,000	15,000

**CAPITAL SUMMARY**  
**FY 2010**

Divisions/Description	Unit Cost	Total Cost
Buildings/Grounds-Water	10,000	10,000
Buildings/Grounds-Sewer	20,000	20,000
Generator-Water - West Hernando Water Plant #5	35,000	35,000
Generator-Water - County-wide	35,000	35,000
Generator-Waste Water - Timber Pines #1	45,000	45,000
Generator-Waste Water - Timber Pines #3	26,000	26,000
Generator-Waste Water - Timber Pines #7	35,000	35,000
Generator-Waste Water - Timber Pines #10	30,000	30,000
Generator-Waste Water - Timber Pines ACLF	45,000	45,000
CIP - Upgrade Dogwood Estates Water System	300,000	300,000
CIP - WWAC Waste Water Treatment Plant Force Main/US19 Pum	7,974	7,974
CIP - West Hernando Water Treatment Upgrade	52,754	52,754
CIP - US50 Widening - Utility Relocation	249,949	249,949
<b>07201 Total</b>		<b>\$1,589,677</b>

<b>HCUD Renewal and Replacement Fund 4121 Total</b>	<b>\$1,589,677</b>
---	--------------------

**Connection Fees**

Land Acquisition	298,398	298,398
Eldridge Water Plant Expansion	31,905	31,905
Gretna Wells & Water Treatment Plant	23,064	23,064
Linden Water Treatment Plant	34,263	34,263
Hexam Road Wellfield & Transmission	322,854	322,854
Seville Water Storage Tank	19,763	19,763
Lockhart Road Wellfield Expansion	61,749	61,749
Glen Waste Water Treatment Plant Expansion	151,909	151,909
Ridge Manor Auxillary Water Storage Tank	17,529	17,529
SR50 East Transmission System Phase I	899,949	899,949
CIP-FDOT Escrow - County Line Road	2,014,023	2,014,023
<b>7211 Total</b>		<b>\$3,875,406</b>

<b>HCUD Connection Fees Fund 4131 Total</b>	<b>\$3,875,406</b>
---	--------------------

**Bond Proceeds**

Buildings - Construction/ Acquisition	1,973,000	1,973,000
No/CTL Wellfield/Water Plant-Land Acquisition	300,000	300,000
Deltona W/S Relocates-Wastewater Construction	222,000	222,000
Deltona W/S Relocates-Water Construction	900,000	900,000
Sunshine Grove Waterline Relocate	750,000	750,000
Northcliff Boulevard Force Main	1,000,000	1,000,000
Seville Water Storage Tank	3,500,000	3,500,000
Lockhart Road Wellfield Expansion Land Acquisition	1,000,000	1,000,000
Mobile Sludge Dewater	1,250,000	1,250,000
Glenn Waste Water Treatment Plant Expansion	19,145,000	19,145,000
Ridge Manor Auxiliary Water Storage Tank	3,250,000	3,250,000
County Line/ Ayers Extension Transmission	282,600	282,600
US41/Hernando Oaks/ Airport	1,252,500	1,252,500
WWAC Waste Water Treatment Plant Force Main/US19 Pump	2,500,000	2,500,000
US19 Force Main to Glenn Force Southwest Water Treatment Plant	4,000,000	4,000,000

**CAPITAL SUMMARY**  
**FY 2010**

Divisions/Description	Unit Cost	Total Cost
Watercad Model Analysis	150,000	150,000
<b>7221 Total</b>		<b>\$41,475,100</b>
<b>HCUD Loan Proceeds Fund 4142 Total</b>		<b>\$41,475,100</b>
<b>Airport Operations</b>		
Truss Building Rehabilitation	250,000	250,000
Airport Roads Signage	300,000	300,000
Mower	18,000	18,000
<b>07411 Total</b>		<b>\$568,000</b>
<b>FPN414367 Taxiway Lighting</b>		
Taxiway Lighting	50,000	50,000
<b>34233 Total</b>		<b>\$50,000</b>
<b>FPN412426-Airport Hanger Construction</b>		
Airport Hangers Construction	279,978	279,978
<b>34253 Total</b>		<b>\$279,978</b>
<b>FPN415777-Airport Hangers Construction</b>		
Airport Hangars Construction	95,000	95,000
<b>34254 Total</b>		<b>\$95,000</b>
<b>FPN414366 Airport Development Hangars</b>		
Airport Development Hangars	200,000	200,000
<b>34255 Total</b>		<b>\$200,000</b>
<b>FPN415778 Design/Construction Aprons</b>		
Design/Construct Aircraft Parking Aprons	300,000	300,000
<b>34257 Total</b>		<b>\$300,000</b>
<b>FPN412425-Airport Taxiway Apron</b>		
Airport Taxiway Apron Extension	200,000	200,000
<b>34393 Total</b>		<b>\$200,000</b>
<b>FPN410191 -Airport Design/Constuct Taxiway</b>		
Airport Design/Construct Taxiway	300,000	300,000
<b>34394 Total</b>		<b>\$300,000</b>
<b>FPN406599B- Ayers Tie In</b>		
Airport Ayers Road Tie-in	900,000	900,000
<b>34395 Total</b>		<b>\$900,000</b>
<b>Airport/Industrial Park Fund 4311 Total</b>		<b>\$2,892,978</b>
<b>Class I Operations</b>		
Laserjet Printer	1,500	1,500
Compressor	1,500	1,500
Gas Air Montor	2,900	2,900

**CAPITAL SUMMARY**  
**FY 2010**

Divisions/Description	Unit Cost	Total Cost
Probe	12,000	12,000
Server	3,500	3,500
<b>07602 Total</b>		<b>\$21,400</b>
<b>Convenience Center Operations</b>		
Traffic Counter (2)	2,000	4,000
Cordless Telephones (2)	1,250	2,500
Golf Cart	4,000	4,000
<b>07604 Total</b>		<b>\$10,500</b>
<b>C &amp; D Operations</b>		
Groundwater/Leachate Testing System	1,500	1,500
<b>07605 Total</b>		<b>\$1,500</b>
<b>Waste Management Fund 4411 Total</b>		<b>\$33,400</b>
<b>NW Landfill C#2 Construction</b>		
Northwest Cell #3	1,140,817	1,140,817
<b>07681 Total</b>		<b>\$1,140,817</b>
<b>NW Landfill C#2 Construction Fund 4461 Total</b>		<b>\$1,140,817</b>
<b>Solid Waste/Recycling-Capital</b>		
Roll-off Container for Paint	5,000	5,000
20-yard Open-top Roll-off Container for Convenience Center (4)	4,000	16,000
Stationary Compactor (4)	20,000	80,000
Cell #3 Construction	422,805	422,805
<b>07691 Total</b>		<b>\$523,805</b>
<b>Waste Management-Capital Fund 4471 Total</b>		<b>\$523,805</b>
<b>Fleet Replacement Program</b>		
Fleet Vehicles/Equipment - 43 Units	1,430,000	1,430,000
<b>08031 Total</b>		<b>\$1,430,000</b>
<b>Fleet Replacement Program Fund 5081 Total</b>		<b>\$1,430,000</b>
<b>Hernando Beach Municipal Fire Ph 51</b>		
Compressor	5,000	5,000
Incidental Capital Equipment	2,500	2,500
<b>09021 Total</b>		<b>\$7,500</b>
<b>Hernando Beach Municipal Fire Fund 7021 Total</b>		<b>\$7,500</b>
<b>Dogwood Estates Fire Ph 62</b>		
Upgrade Dogwood Estates Water System	134,524	134,524
<b>09311 Total</b>		<b>\$134,524</b>

**CAPITAL SUMMARY**  
**FY 2010**

Divisions/Description	Unit Cost	Total Cost
<b>Dogwood Estates Fire Hydrants Fund 7311 Total</b>		<b>\$134,524</b>
<b>Peck Sink Stormwater Drainage</b>		
Peck Sink Stormwater Drainage	687,571	687,571
<b>33226 Total</b>		<b>\$687,571</b>
<b>Stormwater Management MSTU Fund 7552 Total</b>		<b>\$687,571</b>
<b>All Funds Total:</b>		<b>\$110,227,890</b>

# **BUDGET SUMMARY ANALYSIS**

**FISCAL YEAR 2010**  
**APPROVED BUDGET SUMMARY ANALYSIS**

The Hernando County Approved Budget for Fiscal Year 2010 is \$400,801,769.00, a decrease of \$64,419,139.00 (13.9 percent) from the prior year Approved Budget of \$465,220,908.00. The General Fund shows a decrease of \$12,564,082.00 (10.2 percent) from \$123,751,542.00 to \$111,187,460.00. The General Fund decreases are spread across the board and were due mainly to Board action and the decrease in property values.

Over the last twelve years there has not been a General Fund millage increase, and in fact the Board was able to reduce the millage from 7.9776 to 5.4394 mills, for a reduction of 2.5382 mills. Property values have decreased for the 2010 budget by 13.2 percent, or \$1,361,044,631.00, and new construction value was down by \$20,160,832.00, or 5.1 percent from the previous year. The important point to remember here is that property values and taxes are calculated in the arrears. What is meant by this is that taxes billed for Fiscal Year 2010 are based on the taxable values for 2009, which means as property values and new construction have continued to decrease through 2009 the property value used for the 2010 Fiscal Year budget will be based on this lower amount. Currently, building permits issued, except for remodeling jobs, are almost non-existent. Even with these not so favorable projections for the future, Hernando County continues to remain financially strong and enjoys an excellent financial position.

**ALL FUNDS**

The total budget for Hernando County for Fiscal Year 2010 is \$400,801,769.00, or a decrease of 13.9 percent over Fiscal Year 2009. The County has experienced many changes over the last year with the downturn in the economy, and not just a reduction in tax revenue, but a marked reduction in most other forms of revenue. As Hernando County strives to maintain levels of service, expenses continue to increase.

**Revenue Trends:** Revenue trends are displayed in Table 1, providing a history of various revenue sources since 2005.

- 1) Taxes have decreased from 2009 by \$7,693,859.00, or 9.0 percent. Both property values and new construction were down. Hernando County levies seven different millage rates, and even though state statutes allow for increases, all remain the same for 2010. These include county-wide rates for the General Fund, Transportation Trust Fund, Health Unit Trust Fund, and Sensitive Lands Fund. The County also levies several other millage rates that apply to Municipal Service Taxing Districts for Emergency Medical Services, Spring Hill Fire and Rescue District, and the County Stormwater Management Program.
- 2) Licenses and Permits show a decrease as to be expected with business and the economy still declining.
- 3) Intergovernmental revenues have decreased by 8.9 percent, or \$2,557,624.00, as a result of revenue sharing, sales tax, and gas tax revenues falling.
- 4) Charges for Services show a decrease of 28.8 percent as a direct result of the current economy.
- 5) Fines and Forfeitures have decreased by 18.4 percent, or \$107,780.00, as we continue to adjust our budgeted figures to reflect results of Article V Legislation.
- 6) Miscellaneous revenues continued to decrease by \$1,964,457.00 largely due to a change in accounting. Again, as growth continues to slowdown, so does impact fees and other revenues which are reflective of the economy.
- 7) Other Financial Sources reflect a decrease of 25.2 percent, mostly in the Utilities and Public Works Funds as construction projects are moved out into the future.
- 8) Balance Forward Cash shows a decrease of 5.6 percent as a result of budgeting balance forward cash now and only having minor adjustments at mid-year for actual balance forward cash.

**Table 1  
Revenues by Source - All Funds**

Revenue Source	2005 Actual	2006 Actual	2007 Actual	2008 Actual	2009 Budget	2010 Approved
1) Taxes	69,960,646	82,618,813	99,588,452	94,029,204	85,569,684	77,875,825
2) Licenses & Permits	6,167,787	5,938,538	3,418,558	2,486,440	23,236,121	18,671,213
3) Intergovernmental	23,392,957	21,259,592	24,216,530	20,582,302	28,598,818	26,041,194
4) Charges for Services	55,470,246	60,880,473	63,055,196	62,190,787	65,158,919	46,414,312
5) Fines & Forfeitures	822,238	486,371	851,335	1,066,283	586,500	478,720
6) Miscellaneous	31,196,015	45,602,033	39,699,982	39,035,128	9,929,410	7,964,953
7) Other Financial Sources	51,084,593	48,198,856	40,682,769	35,022,258	75,042,816	56,155,577
8) Balance Forward Cash	129,089,882	137,724,354	160,228,210	151,475,556	177,098,640	167,199,975
<b>Total</b>	<b>\$367,184,364</b>	<b>\$402,709,030</b>	<b>\$431,741,032</b>	<b>\$405,887,958</b>	<b>\$465,220,908</b>	<b>\$400,801,769</b>

**Expenditure Trends:** Table 2 represents a comparison of specific fund expenditures since Fiscal Year 2005.

- 1) General Fund is the largest of these funds and pays for many of the County's basic services and project needs. The General Fund has been directly affected by the decrease in property values. The budget was reduced by \$12,564,082.00, or 10.2 percent. Public Safety, one of the main concerns of our citizens, has received high priority and has received funding slightly higher than what is expected to be spent in 2009. Through continued efforts of staff and the jail contractor, we were able to reduce the jail budget significantly.
- 2) Transportation Trust Fund, due to the decline in property values and gas tax revenue, has decreased by \$3,640,689.00, or 9.0 percent.
- 3) Water and Sewer Utilities is in year two of a large expansion program. As Fiscal Year 2009 comes to a close most of their large scale projects are being carried forward into Fiscal Year 2010. The Proposed Budget for Fiscal Year 2010 shows an increase as projects continue to be completed and new projects are started.
- 4) Solid Waste and Recycling continues to prepare for the opening of a new cell, while it continues to fund the closure of an old one. A major change for 2010 is that the Recycling Division will be taken over by an outside contractor.
- 5) Development Services, given the current economic conditions, continues to decline. For Fiscal Year 2010 the budget has decreased by \$1,151,778.00, or 22.5 percent. Until the economy turns around, Development Services will continue to see reductions.
- 6) Risk Management Fiscal Year 2010 budget was able to hold the line on insurance and, even realize a small decrease due to an increase in our deductible.
- 7) Spring Hill Fire and Rescue has become an independent district and no longer part of Hernando County government for Fiscal Year 2010. Hernando County will only serve in the capacity of collecting the District's ad valorem taxes.
- 8) All Other Funds, due to the economy and in keeping in-line with all the larger county budgets, the smaller funds are also showing declines.

**Table 2  
Comparison of Expenditures for Specific Funds**

<b>Fund</b>	<b>2005 Actual</b>	<b>2006 Actual</b>	<b>2007 Actual</b>	<b>2008 Actual</b>	<b>2009 Budget</b>	<b>2010 Approved</b>
<b>1) General Fund</b>	76,124,393	83,043,168	90,937,275	95,116,966	123,751,542	111,187,460
<b>2) Transportation Trust Fund</b>	18,785,009	22,727,319	18,633,469	17,526,192	40,427,166	36,786,477
<b>3) Water &amp; Sewer Utilities</b>	30,072,827	32,977,151	37,445,708	44,534,462	94,628,083	97,691,808
<b>4) Solid Waste &amp; Recycling</b>	16,221,637	15,316,500	12,702,569	10,496,298	33,865,187	19,863,829
<b>5) Development Services</b>	4,789,713	6,392,186	6,149,158	4,832,217	5,118,928	3,967,150
<b>6) Risk Management</b>	2,515,799	2,936,849	3,510,329	3,509,881	6,619,686	4,451,702
<b>7) Spring Hill Fire &amp; Rescue</b>	9,069,801	10,004,024	13,168,584	12,026,595	15,835,512	7,994,520
<b>8) All Other Funds</b>	74,884,845	65,774,719	70,598,467	75,458,933	144,974,804	118,858,823
<b>Total</b>	<b>\$232,464,024</b>	<b>\$239,171,916</b>	<b>\$253,145,559</b>	<b>\$263,501,544</b>	<b>\$465,220,908</b>	<b>\$400,801,769</b>

**GENERAL FUND**

The General Fund is the operating fund of the County Commissioners and all Constitutional Officers. The General Fund has a greater variety of revenue sources than most other funds, but also finances a wider variety of activities and services. Due to the reduction in property values the General Fund for 2010 will decrease by 10.2 percent, or \$12,564,082.00 to \$111,187,460.00.

**Revenue Trends:** Revenues generated annually to fund the General Fund are depicted in Table 3. The largest funding source for the General Fund is Ad Valorem Taxes. Taxes for Fiscal Year 2010 are estimated at \$51,512,080.00, which represents a decrease of \$4,661,817.00 from Fiscal Year 2009. In addition to taxes the General Fund receives revenue from sales tax at \$6.8 million, down \$800,000.00 from 2009, and state revenue sharing at \$3.0 million, or down \$400,000.00 from 2009.

- 1) Taxes account for 46.3 percent of the General Fund, or just a little less than one half. The major portion of these taxes are not collected until December of each year, the Fiscal Year starts in October, therefore it is imperative for the County to maintain sufficient cash reserves to fund the County through the first quarter of the fiscal year.
- 2) Licenses and Permits are down slightly from 2009.
- 3) Intergovernmental revenues are decreasing by 13.5 percent, or \$2,162,607.00. With the slowdown in the economy both sales tax and state revenue sharing are declining as noted above, but because of Health and Human Services/Department of Community Affairs Community Development Block Grant funds in this section shows an increase.
- 4) Charges for Services show a slight decline for Fiscal Year 2010.
- 5) Fines and Forfeitures are expected to see a slight decrease over the prior year due to the establishment of a Special Master Review process to levy fines based on ordinance violations.
- 6) Miscellaneous revenues will vary greatly from year to year depending on what miscellaneous revenue we expect to collect.
- 7) Other Financing Sources are projected to be down over Fiscal Year 2009 by 48.8 percent, or \$2,126,606.00. This too is a result of the downturn in the economy with less revenue being collected by the Constitutional Officers.
- 8) Balance Forward Cash are funds brought forward from one year to the next. In order to maintain sufficient reserves from year to year, expenses in any one year should not exceed the revenue received for that year. In other words, the cash balance carried forward from one year to the next should not be used to fund operating expense. The best way to safeguard these funds is to budget them as a reserve annually. The decrease of \$6,169,746.00 over Fiscal Year 2009 is largely due to use of one-time revenues to balance the budget due to the downturn in the economy and the need to dip into reserves funds.

**Table 3  
Comparison of Revenues by Source – General Fund**

Revenue Source	2005 Actual	2006 Actual	2007 Actual	2008 Actual	2009 Budget	2010 Approved
1) Taxes	46,243,961	55,319,293	66,361,312	61,303,209	56,173,897	51,512,080
2) Licenses & Permits	193,185	193,946	81,024	89,033	86,300	84,225
3) Intergovernmental	18,421,241	15,879,329	18,274,219	15,686,025	16,019,867	18,182,474
4) Charges for Services	4,581,497	4,730,457	4,726,384	5,725,567	7,149,548	6,348,552
5) Fines & Forfeitures	50,730	123,155	175,880	246,087	146,500	115,000
6) Miscellaneous	1,428,690	2,275,100	3,749,467	3,826,371	2,735,380	1,801,431
7) Other Financial Sources	15,433,889	7,520,937	8,529,382	7,356,554	4,354,103	2,227,497
8) Balance Forward Cash	13,745,682	24,380,188	27,036,063	30,447,957	37,085,947	30,916,201
<b>Total</b>	<b>\$100,098,875</b>	<b>\$110,422,405</b>	<b>\$128,933,731</b>	<b>\$124,680,803</b>	<b>\$123,751,542</b>	<b>\$111,187,460</b>

Balance Forward Cash is very important as a revenue source for all funds and must be monitored closely. A decrease in the cash forward funds could have a devastating impact on the County’s financial stability. Table 4, Balance Forward Cash- General Fund, itemizes the actual amounts carried forward annually, and displays a positive flow through Fiscal Year 2007. In 2009 and 2010 there is a significant decline to this amount, a drop of \$6,503,485.00, or 17.4 percent from 2008. This was a planned decrease to bring the amount more in line with the level we aspire to maintain as our reserves. The expenditure of these one time revenues, which are **not** recurring, will be used to help fund operating costs until the economy recovers.

**Table 4  
Balance Forward Cash – General Fund**

Year	Revenue	Expenses	Fund Balance	
2001	49,471,308	49,255,878	14,095,168	Actual
2002	58,598,015	58,268,557	14,424,627	Actual
2003	59,282,055	59,042,436	14,664,246	Actual
2004	67,187,864	67,736,545	14,115,565	Actual
2005	86,353,193	76,124,393	24,344,364	Actual
2006	86,042,217	83,043,167	27,343,413	Actual
2007	101,897,668	90,937,275	38,303,811	Actual
2008	94,232,845	95,116,966	37,419,686	Actual
2009	86,665,595	101,518,897	37,804,511	Budget
2010	80,271,259	87,360,362	30,916,201	Budget

**Expenditure Trends:** Table 5 depicts expenditures by function for Fiscal Year 2005 through the 2010 Proposed Budget.

- 1) General Government, with the decrease in property tax revenue and in order to maintain the same level of service to our citizens, we are limiting expenses and have managed to show continuing decreases. For 2010 it is decreasing by \$3,179,953.00, or 15.1 percent. This will free up any additional funds to be used for services that directly affect our citizens.
- 2) Public Safety expenditures also declined by 6.5 percent, but as noted before, the Sheriff’s operations should not significantly be changed by these reductions. The majority of the reduction came from an anticipated reduction in the jail contract.
- 3) Physical Environment shows a decrease over 2009, but basically remains stable.
- 4) Transportation has a decrease of 31.5 percent, or \$1,266,482.00. This is misleading because at this time grants have not been awarded for 2010. County policy is not to budget for grants until they are awarded.

- 5) Economic Environment has increased significantly due to Health and Human Services Department of Community Affairs Community Development Block Grant in excess of \$5.5 million.
- 6) Human Services reflects a drop of \$436,879.00, again due to reductions taken by all departments under Board control.
- 7) Culture and Recreation have decreased by \$845,092.00, or 8.0 percent. Without grant funding for the libraries, these numbers would be even greater.
- 8) Court Related has decreased by \$5,698.00, or 6.9 percent.
- 9) Interfund Transfers have decreased drastically by \$7,724,888.00, or 67.0 percent. Funding includes the normal transfers, which include debt service payments, mosquito control, and grant matches for various grants in the General Fund. The decrease is due to a one-time transfer to the Capital Improvement Fund in FY 2009, which will not occur in 2010.

**Table 5**  
**Comparison of Expenditures by Function - General Fund**

Source Function	2005 Actual	2006 Actual	2007 Actual	2008 Actual	2009 Budget	2010 Approved
1) General Government	17,749,724	20,992,497	22,422,667	22,377,469	21,135,216	17,955,263
2) Public Safety	36,793,383	40,060,340	45,008,334	47,292,050	49,082,744	45,896,396
3) Physical Environment	573,635	462,218	492,316	531,213	552,659	398,376
4) Transportation	2,714,158	2,802,176	2,936,575	2,827,885	4,025,473	2,758,991
5) Economic Environment	1,506,374	868,886	504,811	1,130,702	1,122,045	5,946,784
6) Human Services	3,590,693	3,322,369	3,468,606	3,641,317	3,549,167	3,112,288
7) Culture & Recreation	6,022,119	6,728,371	7,268,027	7,118,265	10,542,624	9,697,532
8) Court Related	20,318	26,019	66,341	68,790	82,163	76,465
9) Interfund Transfers	7,153,989	7,780,291	8,769,598	10,129,276	11,534,888	3,810,000

## CONSTITUTIONAL OFFICERS

Incorporated in the General Fund are funding requests from the Constitutional Officers. Table 6 outlines each Constitutional Officer's expenditure history from Fiscal Year 2005 through 2010. The combined expenditures for the Board of County Commissioners and all Constitutional Officers have decreased by 4.7 percent, or \$4,249,996.00 from Fiscal Year 2009.

**Table 6**  
**Comparison of Elected Officials**

Constitutional Officers	2005 Actual	2006 Actual	2007 Actual	2008 Actual	2009 Budget	2010 Approved
Board of County Commissioners	38,057,535	40,366,499	42,823,048	43,893,624	49,276,839	46,054,039
Property Appraiser	2,197,894	2,478,642	2,782,934	2,791,168	2,598,876	2,528,885
Tax Collector	1,920,923	2,349,584	2,915,097	2,985,634	2,439,000	2,314,000
Clerk of the Circuit Court	1,759,103	1,842,418	2,049,730	2,006,011	2,006,011	1,930,578
Supervisor of Elections	1,195,340	1,008,023	1,223,976	1,380,894	1,098,625	1,056,257
Sheriff	23,839,609	27,217,710	30,372,892	31,930,359	32,672,740	31,958,336
<b>Total</b>	<b>\$68,970,404</b>	<b>\$75,262,876</b>	<b>\$82,167,677</b>	<b>\$84,987,690</b>	<b>\$90,092,091</b>	<b>\$85,842,095</b>

# GENERAL FUND

FUND:

GENERAL FUND - 0011

	FY 2007 ACTUAL	FY 2008 ACTUAL	FY 2009 BUDGET	FY 2010 APPROVED
Taxes	\$ 66,309,276	\$ 61,303,209	\$ 56,253,897	\$ 51,512,080
Licenses	\$ 47,074	\$ -	\$ -	\$ -
Intergovernmental Revenue	12,469,966	11,698,590	10,595,421	10,289,775
Charges for Service	2,594,256	3,283,024	74,751	77,590
Fines & Forfeitures	314	42,626	500	-
Miscellaneous Revenue	3,334,421	3,299,404	1,414,934	1,430,817
Other Revenue	7,748,490	6,384,569	34,286,048	26,279,741
<b>TOTAL - REVENUE</b>	<b>\$ 92,503,796</b>	<b>\$ 86,011,423</b>	<b>\$ 102,625,552</b>	<b>\$ 89,590,003</b>

Charges for Service: In past years the revenue generated from cost allocation was posted as general revenue. Starting with FY 2009, these revenues will now show as department revenue.

Other Sources: Under actual, Balance Forward Cash is not counted as an actual revenue for the year because it was brought forward from the prior year, where as under budget, this amount is taken into consideration when producing a balanced budget.

# **GENERAL FUND**

## **General Government**

**FUND:** GENERAL FUND - 0011  
**FUNCTION:** GENERAL GOVERNMENT - 51010  
**DEPARTMENT:** BOARD OF COUNTY COMMISSIONERS - 91101  
**DIVISION:** BOARD OF COUNTY COMMISSIONERS - 01051

**MISSION STATEMENT:**

The Board of County Commissioners is committed to providing a community of recognized stability and excellence for our citizens by managing public business in a responsive and efficient manner, preserving and enhancing public assets and ensuring a safe and healthy community.

	FY 2007 ACTUAL	FY 2008 ACTUAL	FY 2009 BUDGET	FY 2010 APPROVED
<b>TOTAL - REVENUE</b>	\$ -	\$ -	\$ 309,715	\$ 232,044
<b>EXPENDITURES</b>				
Personnel Services	\$ 385,498	\$ 400,845	\$ 413,839	\$ 412,075
Operating Expenses	479,435	325,967	395,910	395,140
Capital Outlay	1,740	-	-	-
Grants and Aid	49,983	67,750	65,910	67,000
<b>TOTAL - EXPENDITURES</b>	\$ 916,656	\$ 794,562	\$ 875,659	\$ 874,215
<b>NET COUNTY SUPPORT</b>	\$ 916,656	\$ 794,562	\$ 565,944	\$ 642,171
<b>AUTHORIZED PERSONNEL</b>	5.00	5.00	5.00	5.00

**FUND:** GENERAL FUND - 0011  
**FUNCTION:** GENERAL GOVERNMENT - 51010  
**DEPARTMENT:** COUNTY ADMINISTRATION - 91201  
**DIVISION:** COUNTY ADMINISTRATION - 01101

**MISSION STATEMENT:**

This mission of the County Administrator's Office is to ensure that all decisions, programs, policies, and ordinances established by the Board of County Commissioners are implemented in an effective, cooperative, and timely manner.

	FY 2007 ACTUAL	FY 2008 ACTUAL	FY 2009 BUDGET	FY 2010 APPROVED
<b>TOTAL - REVENUE</b>	\$ -	\$ -	\$ 400,631	\$ 449,252
<b>EXPENDITURES</b>				
Personnel Services	\$ 486,033	\$ 481,061	\$ 472,934	\$ 321,893
Operating Expenses	29,123	36,467	23,436	19,277
Capital Outlay	1,561	-	-	-
<b>TOTAL - EXPENDITURES</b>	\$ 516,717	\$ 517,528	\$ 496,370	\$ 341,170
<b>NET COUNTY SUPPORT</b>	\$ 516,717	\$ 517,528	\$ 95,739	\$ (108,082)
<b>AUTHORIZED PERSONNEL</b>	5.50	5.00	4.00	3.00

**FUND:** GENERAL FUND - 0011  
**FUNCTION:** GENERAL GOVERNMENT - 51010  
**DEPARTMENT:** COMMUNITY RELATIONS - 91202  
**DIVISION:** COMMUNITY RELATIONS - 01102

**MISSION STATEMENT:**

This mission of the Community Relations Department is to provide a connection between county government and Hernando County citizens through the dissemination of accurate and timely information about county services, programs, and issues through Hernando County Government Broadcasting and other initiatives.

	FY 2007 ACTUAL	FY 2008 ACTUAL	FY 2009 BUDGET	FY 2010 APPROVED
<b>TOTAL - REVENUE</b>	\$ 68,306	\$ 73,983	\$ 92,600	\$ 86,108
<b>EXPENDITURES</b>				
Personnel Services	\$ 303,516	\$ 335,672	\$ 319,520	\$ 207,736
Operating Expenses	63,376	66,395	44,480	30,000
Capital Outlay	30,678	13,439	-	-
<b>TOTAL - EXPENDITURES</b>	\$ 397,570	\$ 415,505	\$ 364,000	\$ 237,736
<b>NET COUNTY SUPPORT</b>	\$ 329,264	\$ 341,523	\$ 271,400	\$ 151,628
<b>AUTHORIZED PERSONNEL</b>	6.00	6.00	5.00	3.00

**FUND:** GENERAL FUND - 0011  
**FUNCTION:** GENERAL GOVERNMENT - 51010  
**DEPARTMENT:** PROPERTY MANAGEMENT - 91210  
**DIVISION:** PROPERTY MANAGEMENT - 01103

**MISSION STATEMENT:**

To provide professional real property support to all Hernando County Departments. Services and support include leases, acquisition and sale of County property, vacation of easements, and technical support.

	FY 2007 ACTUAL	FY 2008 ACTUAL	FY 2009 BUDGET	FY 2010 APPROVED
<b>TOTAL - REVENUE</b>	\$ 100,877	\$ 40,448	\$ -	\$ -
<b>EXPENDITURES</b>				
Personnel Services	\$ 68,103	\$ 65,042	\$ -	\$ -
Operating Expenses	26,645	23,008	7,300	-
<b>TOTAL - EXPENDITURES</b>	\$ 94,748	\$ 88,050	\$ 7,300	\$ -
<b>NET COUNTY SUPPORT</b>	\$ (6,129)	\$ 47,602	\$ 7,300	\$ -
<b>AUTHORIZED PERSONNEL</b>	1.00	1.00	0.00	0.00

**FUND:** GENERAL FUND - 0011  
**FUNCTION:** GENERAL GOVERNMENT - 51010  
**DEPARTMENT:** OFFICE OF MANAGEMENT AND BUDGET - 91301  
**DIVISION:** OFFICE OF MANAGEMENT AND BUDGET - 01151

**MISSION STATEMENT:**

The mission of the Office of Management and Budget is to gather, evaluate and report information on all County Departments to the County Administrator and the Board of County Commissioners, to produce an annual budget that will guide Hernando County financially through the fiscal year, and guarantee that the Taxpayers of Hernando County receive the best possible services through the most effective and efficient methods.

	FY 2007 ACTUAL	FY 2008 ACTUAL	FY 2009 BUDGET	FY 2010 APPROVED
<b>TOTAL - REVENUE</b>	\$ -	\$ -	\$ 319,622	\$ 271,113
<b>EXPENDITURES</b>				
Personnel Services	\$ 526,492	\$ 487,147	\$ 419,311	\$ 387,704
Operating Expenses	100,191	58,048	66,783	52,524
Capital Outlay	6,972	-	-	-
<b>TOTAL - EXPENDITURES</b>	\$ 633,655	\$ 545,195	\$ 486,094	\$ 440,228
<b>NET COUNTY SUPPORT</b>	\$ 633,655	\$ 545,195	\$ 166,472	\$ 169,115
<b>AUTHORIZED PERSONNEL</b>	7.65	7.50	5.50	4.50

**FUND:** GENERAL FUND - 0011  
**FUNCTION:** GENERAL GOVERNMENT - 51010  
**DEPARTMENT:** HUMAN RESOURCES - 91302  
**DIVISION:** HUMAN RESOURCES - 01251

**MISSION STATEMENT:**

The mission of the Human Resources Department is to decrease employment turnover throughout the County by hiring and retaining qualified personnel while ensuring that all employees are treated fairly and equitably in accordance with established policies, rules and regulations.

	FY 2007 ACTUAL	FY 2008 ACTUAL	FY 2009 BUDGET	FY 2010 APPROVED
<b>TOTAL - REVENUE</b>	\$ -	\$ -	\$ 364,572	\$ 336,845
	\$ -	\$ -	\$ 364,572	\$ 336,845
<b>EXPENDITURES</b>				
Personnel Services	\$ 394,237	\$ 422,340	\$ 389,744	\$ 318,835
Operating Expenses	95,361	96,175	85,833	55,535
<b>TOTAL - EXPENDITURES</b>	\$ 489,598	\$ 518,515	\$ 475,577	\$ 374,370
<b>NET COUNTY SUPPORT</b>	\$ 489,598	\$ 518,515	\$ 111,005	\$ 37,525
<b>AUTHORIZED PERSONNEL</b>	6.95	7.05	7.05	5.46

**FUND:** GENERAL FUND - 0011  
**FUNCTION:** GENERAL GOVERNMENT - 51010  
**DEPARTMENT:** TECHNOLOGY SERVICES - 91303  
**DIVISION:** TECHNOLOGY SERVICES - 01301

**MISSION STATEMENT:**

The mission of Technology Services is to deliver quality and innovative information technology solutions to enhance efficiency, reduce paperwork, and streamline the flow of information to the citizens, business community, County departments, Constitutional offices, and other government agencies.

	FY 2007 ACTUAL	FY 2008 ACTUAL	FY 2009 BUDGET	FY 2010 APPROVED
<b>TOTAL - REVENUE</b>	\$ 45,322	\$ 95,425	\$ 672,100	\$ 668,323
<b>EXPENDITURES</b>				
Personnel Services	\$ 1,007,367	\$ 1,066,024	\$ 1,041,926	\$ 803,288
Operating Expenses	521,161	308,666	456,010	488,451
Capital Outlay	71,201	114,306	50,000	50,000
<b>TOTAL - EXPENDITURES</b>	\$ 1,599,729	\$ 1,488,996	\$ 1,547,936	\$ 1,341,739
<b>NET COUNTY SUPPORT</b>	\$ 1,554,407	\$ 1,393,571	\$ 875,836	\$ 673,416
<b>AUTHORIZED PERSONNEL</b>	19.00	18.00	16.00	13.00

**FUND:** GENERAL FUND - 0011  
**FUNCTION:** GENERAL GOVERNMENT - 51010  
**DEPARTMENT:** PURCHASING & CONTRACTS - 91304  
**DIVISION:** PURCHASING & CONTRACTS - 01401

**MISSION STATEMENT:**

The mission of Purchasing and Contracts is to maximize, to the best extent possible, the purchasing and contracting value of public funds through the use of professional Purchasing and Contracting practices and sound business judgment in the procurement of goods and services for Hernando County serving the Board of County Commissioners and other elected officials at their option.

	FY 2007 ACTUAL	FY 2008 ACTUAL	FY 2009 BUDGET	FY 2010 APPROVED
<b>TOTAL - REVENUE</b>	\$ -	\$ -	\$ 755,877	\$ 562,691
<b>EXPENDITURES</b>				
Personnel Services	\$ 666,808	\$ 681,363	\$ 625,396	\$ 519,863
Operating Expenses	38,247	30,796	36,646	46,725
Capital Outlay	2,523	-	-	-
<b>TOTAL - EXPENDITURES</b>	\$ 707,578	\$ 712,159	\$ 662,042	\$ 566,588
<b>NET COUNTY SUPPORT</b>	\$ 707,578	\$ 712,159	\$ (93,835)	\$ 3,897
<b>AUTHORIZED PERSONNEL</b>	12.00	12.00	9.81	9.00

**FUND:** GENERAL FUND - 0011  
**FUNCTION:** GENERAL GOVERNMENT - 51010  
**DEPARTMENT:** COUNTY ATTORNEY'S OFFICE - 91401  
**DIVISION:** COUNTY ATTORNEY'S OFFICE - 01201

**MISSION STATEMENT:**

The mission of the County Attorney's Office is to provide legal services to our clients; the Hernando County Board of County Commissioners, County Administrator, all County Departments and their staff members, and Constitutional Officers when requested.

	FY 2007 ACTUAL	FY 2008 ACTUAL	FY 2009 BUDGET	FY 2010 APPROVED
<b>TOTAL - REVENUE</b>	\$ -	\$ 2,209	\$ 193,369	\$ 119,098
<b>EXPENDITURES</b>				
Personnel Services	\$ 634,356	\$ 677,711	\$ 690,466	\$ 555,749
Operating Expenses	50,832	41,612	78,317	69,030
Capital Outlay	2,192	-	-	-
<b>TOTAL - EXPENDITURES</b>	\$ 687,380	\$ 719,323	\$ 768,783	\$ 624,779
<b>NET COUNTY SUPPORT</b>	\$ 687,380	\$ 717,114	\$ 575,414	\$ 505,681
<b>AUTHORIZED PERSONNEL</b>	9.00	9.00	9.00	8.00

**FUND:** GENERAL FUND - 0011  
**FUNCTION:** GENERAL GOVERNMENT - 51010  
**DEPARTMENT:** PLANNING - 91501  
**DIVISION:** PLANNING - 01751

**MISSION STATEMENT:**

The mission of the Planning Department is to plan and implement growth management strategies through comprehensive planning, capital programming and regulation of land development activities to promote a high quality of life for the citizens of Hernando County.

	FY 2007 ACTUAL	FY 2008 ACTUAL	FY 2009 BUDGET	FY 2010 APPROVED
<b>TOTAL - REVENUE</b>	\$ 262,988	\$ 146,844	\$ 75,000	\$ 70,000
<b>EXPENDITURES</b>				
Personnel Services	\$ 1,089,164	\$ 1,124,770	\$ 1,074,581	\$ 897,325
Operating Expenses	99,919	92,723	100,911	75,683
Capital Outlay	7,858	6,115	3,500	3,500
Grants & Aids	8,750	-	-	-
<b>TOTAL - EXPENDITURES</b>	\$ 1,205,691	\$ 1,223,607	\$ 1,178,992	\$ 976,508
<b>NET COUNTY SUPPORT</b>	\$ 942,703	\$ 1,076,763	\$ 1,103,992	\$ 906,508
<b>AUTHORIZED PERSONNEL</b>	18.00	16.00	14.50	13.40

FUND: GENERAL FUND - 0011  
 FUNCTION: GENERAL GOVERNMENT - 51010  
 DEPARTMENT: PLANNING - 91501  
 DIVISION: CONTRIBUTION COMP PLANNING - 03481

	FY 2007 ACTUAL	FY 2008 ACTUAL	FY 2009 BUDGET	FY 2010 APPROVED
TOTAL - REVENUE	\$ -	\$ -	\$ -	\$ -
EXPENDITURES				
Grants & Aid	\$ 90,471	\$ 91,715	\$ 103,623	\$ 72,543
TOTAL - EXPENDITURES	\$ 90,471	\$ 91,715	\$ 103,623	\$ 72,543
NET COUNTY SUPPORT	\$ 90,471	\$ 91,715	\$ 103,623	\$ 72,543

**FUND:** GENERAL FUND - 0011  
**FUNCTION:** GENERAL GOVERNMENT - 51010  
**DEPARTMENT:** PLANNING - 91501  
**DIVISION:** PLANNING-SCHOOL ELEMENT/COMPREHENSIVE PLANNING - 31082

	FY 2007 ACTUAL	FY 2008 ACTUAL	FY 2009 BUDGET	FY 2010 APPROVED
	\$ 25,000	\$ -	\$ -	\$ -
<b>TOTAL - REVENUE</b>	<b>\$ 25,000</b>	<b>\$ -</b>	<b>\$ -</b>	<b>\$ -</b>
	\$ -	\$ -	\$ -	\$ -
<b>TOTAL - EXPENDITURES</b>	<b>\$ -</b>	<b>\$ -</b>	<b>\$ -</b>	<b>\$ -</b>

FUND: GENERAL FUND - 0011  
 FUNCTION: GENERAL GOVERNMENT - 51010  
 DEPARTMENT: ENGINEERING SERVICES - 91900  
 DIVISION: ENGINEERING - 01351

	FY 2007 ACTUAL	FY 2008 ACTUAL	FY 2009 BUDGET	FY 2010 APPROVED
TOTAL - REVENUE	\$ -	\$ -	\$ -	\$ -
EXPENDITURES				
Operating Expenses	\$ 486,853	\$ 484,750	\$ 75,000	\$ 40,932
TOTAL - EXPENDITURES	\$ 486,853	\$ 484,750	\$ 75,000	\$ 40,932
NET COUNTY SUPPORT	\$ 486,853	\$ 484,750	\$ 75,000	\$ 40,932

FUND: GENERAL FUND - 0011  
 FUNCTION: GENERAL GOVERNMENT - 51010  
 DEPARTMENT: RISK MANAGEMENT - 91901  
 DIVISION: INSURANCE COSTS - 01371

	FY 2007 ACTUAL	FY 2008 ACTUAL	FY 2009 BUDGET	FY 2010 APPROVED
TOTAL - REVENUE	\$ -	\$ -	\$ -	\$ -
EXPENDITURES				
Operating Expenses	1,116,077	992,550	934,811	794,666
TOTAL - EXPENDITURES	\$ 1,116,077	\$ 992,550	\$ 934,811	\$ 794,666
NET COUNTY SUPPORT	\$ 1,116,077	\$ 992,550	\$ 934,811	\$ 794,666

FUND: GENERAL FUND - 0011  
 FUNCTION: GENERAL GOVERNMENT - 51010  
 DEPARTMENT: MLK COMPOUND - 91906  
 DIVISION: MLK COMPOUND - 01471

	FY 2007 ACTUAL	FY 2008 ACTUAL	FY 2009 BUDGET	FY 2010 APPROVED
TOTAL - REVENUE	\$ -	\$ -	\$ -	\$ -
EXPENDITURES				
Operating Expenses	\$ 794,934	\$ 521,317	\$ 384,759	\$ 400,000
Capital Outlay	-	53,002	323,000	-
TOTAL - EXPENDITURES	\$ 794,934	\$ 574,319	\$ 707,759	\$ 400,000
NET COUNTY SUPPORT	\$ 794,934	\$ 574,319	\$ 707,759	\$ 400,000

FUND: GENERAL FUND - 0011  
 FUNCTION: GENERAL GOVERNMENT - 51010  
 DEPARTMENT: FACILITIES - 91960  
 DIVISION: FACILITIES MAINTENANCE - 01701

**MISSION STATEMENT:**

The mission of Facilities Maintenance is to furnish building services in County owned and leased facilities for County agencies, employees and the public doing business with them in order to provide a safe working and business environment.

	FY 2007 ACTUAL	FY 2008 ACTUAL	FY 2009 BUDGET	FY 2010 APPROVED
TOTAL - REVENUE	\$ 36,061	\$ 34,344	\$ 395,596	\$ 440,165
	<b>\$ 36,061</b>	<b>\$ 34,344</b>	<b>\$ 395,596</b>	<b>\$ 440,165</b>
<b>EXPENDITURES</b>				
Personnel Services	\$ 1,917,074	\$ 2,057,859	\$ 1,856,105	\$ 1,752,002
Operating Expenses	1,418,771	1,742,319	1,443,836	1,288,067
Capital Outlay	15,567	246,809	13,345	-
TOTAL - EXPENDITURES	<b>\$ 3,351,412</b>	<b>\$ 4,046,987</b>	<b>\$ 3,313,286</b>	<b>\$ 3,040,069</b>
NET COUNTY SUPPORT	<b>\$ 3,315,351</b>	<b>\$ 4,012,643</b>	<b>\$ 2,917,690</b>	<b>\$ 2,599,904</b>
AUTHORIZED PERSONNEL	52.50	49.00	42.50	41.00

FUND: GENERAL FUND - 0011  
 FUNCTION: GENERAL GOVERNMENT - 51010  
 DEPARTMENT: FACILITIES - 91960  
 DIVISION: FACILITIES - OLD HOSPITAL - 01702

	FY 2007 ACTUAL	FY 2008 ACTUAL	FY 2009 BUDGET	FY 2010 APPROVED
TOTAL - REVENUE	\$ -	\$ -	\$ -	\$ -
EXPENDITURES				
Operating Expenses	\$ 361,861	\$ -	\$ -	\$ -
Transfer and Reserves	\$ -	\$ -	\$ -	\$ -
TOTAL - EXPENDITURES	\$ 361,861	\$ -	\$ -	\$ -
NET COUNTY SUPPORT	\$ 361,861	\$ -	\$ -	\$ -

FUND: GENERAL FUND - 0011  
 FUNCTION: GENERAL GOVERNMENT - 51010  
 DEPARTMENT: PROPERTY APPRAISER - 98101  
 DIVISION: PROPERTY APPRAISER - 01901

	FY 2007 ACTUAL	FY 2008 ACTUAL	FY 2009 BUDGET	FY 2010 APPROVED
TOTAL - REVENUE	\$ 125,000	\$ -	\$ 247,600	\$ 22,000
	<u>\$ 125,000</u>	<u>\$ -</u>	<u>\$ 247,600</u>	<u>\$ 22,000</u>
<b>EXPENDITURES</b>				
Personnel Services	\$ 233,232	\$ 234,851	\$ 166,199	\$ 146,361
Transfers and Reserves	2,549,702	2,556,317	2,432,677	2,382,524
TOTAL - EXPENDITURES	<u>\$ 2,782,934</u>	<u>\$ 2,791,168</u>	<u>\$ 2,598,876</u>	<u>\$ 2,528,885</u>
NET COUNTY SUPPORT	<u>\$ 2,657,934</u>	<u>\$ 2,791,168</u>	<u>\$ 2,351,276</u>	<u>\$ 2,506,885</u>
AUTHORIZED PERSONNEL	<u>48.00</u>	<u>49.00</u>	<u>45.00</u>	<u>45.00</u>

FUND: GENERAL FUND - 0011  
 FUNCTION: GENERAL GOVERNMENT - 51010  
 DEPARTMENT: TAX COLLECTOR - 98102  
 DIVISION: TAX COLLECTOR - 01921

	FY 2007 ACTUAL	FY 2008 ACTUAL	FY 2009 BUDGET	FY 2010 APPROVED
TOTAL - REVENUE	\$ 1,850,000	\$ -	\$ 2,417,346	\$ 1,532,000
	<u>\$ 1,850,000</u>	<u>\$ -</u>	<u>\$ 2,417,346</u>	<u>\$ 1,532,000</u>
<b>EXPENDITURES</b>				
Operating Expenses	2,915,098	2,985,634	2,439,000	2,314,000
TOTAL - EXPENDITURES	<u>\$ 2,915,098</u>	<u>\$ 2,985,634</u>	<u>\$ 2,439,000</u>	<u>\$ 2,314,000</u>
NET COUNTY SUPPORT	<u>\$ 1,065,098</u>	<u>\$ 2,985,634</u>	<u>\$ 21,654</u>	<u>\$ 782,000</u>
AUTHORIZED PERSONNEL	<u>40.00</u>	<u>39.00</u>	<u>39.00</u>	<u>38.00</u>

FUND: GENERAL FUND - 0011  
 FUNCTION: GENERAL GOVERNMENT - 51010  
 DEPARTMENT: CLERK OF CIRCUIT COURT - 98103  
 DIVISION: CLERK OF CIRCUIT COURT - 01951

	FY 2007 ACTUAL	FY 2008 ACTUAL	FY 2009 BUDGET	FY 2010 APPROVED
TOTAL - REVENUE	\$ 1,750,000	\$ -	\$ 1,515,246	\$ 1,215,531
	<u>\$ 1,750,000</u>	<u>\$ -</u>	<u>\$ 1,515,246</u>	<u>\$ 1,215,531</u>
<b>EXPENDITURES</b>				
Transfers and Reserves	\$ 2,049,730	\$ 2,006,011	\$ 2,006,011	\$ 1,930,578
TOTAL - EXPENDITURES	<u>\$ 2,049,730</u>	<u>\$ 2,006,011</u>	<u>\$ 2,006,011</u>	<u>\$ 1,930,578</u>
NET COUNTY SUPPORT	<u>\$ 299,730</u>	<u>\$ 2,006,011</u>	<u>\$ 490,765</u>	<u>\$ 715,047</u>
<b>AUTHORIZED PERSONNEL</b>				
	<u>30.00</u>	<u>31.00</u>	<u>29.00</u>	<u>27.30</u>

FUND: GENERAL FUND - 0011  
 FUNCTION: GENERAL GOVERNMENT - 51010  
 DEPARTMENT: SUPERVISOR OF ELECTIONS - 98104  
 DIVISION: SUPERVISOR OF ELECTIONS - 01981

	FY 2007 ACTUAL	FY 2008 ACTUAL	FY 2009 BUDGET	FY 2010 APPROVED
TOTAL - REVENUE	\$ 100,000	\$ -	\$ 50,000	\$ 10,000
	<u>\$ 100,000</u>	<u>\$ -</u>	<u>\$ 50,000</u>	<u>\$ 10,000</u>
<b>EXPENDITURES</b>				
Transfers and Reserves	\$ 1,223,976	\$ 1,380,894	\$ 1,098,625	\$ 1,056,257
TOTAL - EXPENDITURES	<u>\$ 1,223,976</u>	<u>\$ 1,380,894</u>	<u>\$ 1,098,625</u>	<u>\$ 1,056,257</u>
NET COUNTY SUPPORT	<u>\$ 1,123,976</u>	<u>\$ 1,380,894</u>	<u>\$ 1,048,625</u>	<u>\$ 1,046,257</u>
<b>AUTHORIZED PERSONNEL</b>				
	<u>11.00</u>	<u>11.00</u>	<u>11.50</u>	<u>12.50</u>

# **GENERAL FUND**

## **Public Safety**

**FUND:** GENERAL FUND - 0011  
**FUNCTION:** PUBLIC SAFETY - 52010  
**DEPARTMENT:** MEDICAL EXAMINER - 90600  
**DIVISION:** MEDICAL EXAMINER - 02380

	FY 2007 ACTUAL	FY 2008 ACTUAL	FY 2009 BUDGET	FY 2010 APPROVED
<b>TOTAL - REVENUE</b>	\$ -	\$ -	\$ -	\$ -
<b>EXPENDITURES</b>				
Operating Expenses	\$ 431,419	\$ 421,154	\$ 444,064	\$ 439,376
<b>TOTAL - EXPENDITURES</b>	<b>\$ 431,419</b>	<b>\$ 421,154</b>	<b>\$ 444,064</b>	<b>\$ 439,376</b>
<b>NET COUNTY SUPPORT</b>	<b>\$ 431,419</b>	<b>\$ 421,154</b>	<b>\$ 444,064</b>	<b>\$ 439,376</b>

Funding reallocated from Fund 1241 Judicial Additional Court Costs to the General Fund. All associated costs budgeted for Fiscal Year 2006 are in the General Fund Division 02380 for the Medical Examiner.

FUND: GENERAL FUND - 0011  
 FUNCTION: PUBLIC SAFETY - 52010  
 DEPARTMENT: SHERIFF - LAW ENFORCEMENT- GRANT - 92102  
 DIVISION: HCSO- EDUCATION INITIATIVE - 32142

	FY 2007 ACTUAL		FY 2008 ACTUAL		FY 2009 BUDGET		FY 2010 APPROVED
	\$ 22,865	\$	16,298	\$	20,000	\$	-
<b>TOTAL - REVENUE</b>	<b>\$ 22,865</b>	<b>\$</b>	<b>16,298</b>	<b>\$</b>	<b>20,000</b>	<b>\$</b>	<b>-</b>
<b>EXPENDITURES</b>							
Operating Expenses	\$ 22,865	\$	16,298	\$	20,000	\$	-
<b>TOTAL - EXPENDITURES</b>	<b>\$ 22,865</b>	<b>\$</b>	<b>16,298</b>	<b>\$</b>	<b>20,000</b>	<b>\$</b>	<b>-</b>

FUND: GENERAL FUND - 0011  
 FUNCTION: PUBLIC SAFETY - 52010  
 DEPARTMENT: SHERIFF - LAW ENFORCEMENT- GRANT - 92102  
 DIVISION: HCSO - TEM. INITIATIVE - 32147

	FY 2007 ACTUAL		FY 2008 ACTUAL		FY 2009 BUDGET		FY 2010 APPROVED
	\$ 18,217	\$	31,117	\$	-	\$	-
<b>TOTAL - REVENUE</b>	<b>\$ 18,217</b>	<b>\$</b>	<b>31,117</b>	<b>\$</b>	<b>-</b>	<b>\$</b>	<b>-</b>
<b>EXPENDITURES</b>							
Operating Expenses	\$ 10,877	\$	-	\$	-	\$	-
Capital Outlay	7,340		31,117		-		-
<b>TOTAL - EXPENDITURES</b>	<b>\$ 18,217</b>	<b>\$</b>	<b>31,117</b>	<b>\$</b>	<b>-</b>	<b>\$</b>	<b>-</b>

FUND: GENERAL FUND - 0011  
 FUNCTION: PUBLIC SAFETY - 52010  
 DEPARTMENT: SHERIFF - LAW ENFORCEMENT- GRANT - 92102  
 DIVISION: HCSO - DARE MS EDUCATION INITIATIVE - 32148

	FY 2007 ACTUAL		FY 2008 ACTUAL		FY 2009 BUDGET		FY 2010 APPROVED
	\$ -	\$	74,207	\$	14,073	\$	-
<b>TOTAL - REVENUE</b>	<b>\$ -</b>	<b>\$</b>	<b>74,207</b>	<b>\$</b>	<b>14,073</b>	<b>\$</b>	<b>-</b>
<b>EXPENDITURES</b>							
Operating Expenses	\$ -	\$	74,207	\$	14,073	\$	-
<b>TOTAL - EXPENDITURES</b>	<b>\$ -</b>	<b>\$</b>	<b>74,207</b>	<b>\$</b>	<b>14,073</b>	<b>\$</b>	<b>-</b>

FUND: GENERAL FUND - 0011  
 FUNCTION: PUBLIC SAFETY - 52010  
 DEPARTMENT: SHERIFF - LAW ENFORCEMENT- GRANT - 92102  
 DIVISION: HCSO - CASE PROGRAM - 32149

	FY 2007 ACTUAL	FY 2008 ACTUAL	FY 2009 BUDGET	FY 2010 APPROVED
TOTAL - REVENUE	\$ -	\$ 15,816	\$ 3,955	\$ -
EXPENDITURES				
Operating Expenses	\$ -	\$ 2,148	\$ 3,955	\$ -
Capital Outlay	-	13,668	-	-
TOTAL - EXPENDITURES	\$ -	\$ 15,816	\$ 3,955	\$ -

FUND: GENERAL FUND - 0011  
 FUNCTION: PUBLIC SAFETY - 52010  
 DEPARTMENT: SHERIFF - LAW ENFORCEMENT- GRANT - 92102  
 DIVISION: HCSO - E-911 MOBILE PSAP EQP - 32151

	FY 2007 ACTUAL	FY 2008 ACTUAL	FY 2009 BUDGET	FY 2010 APPROVED
TOTAL - REVENUE	\$ -	\$ -	\$ 342,843	\$ -
EXPENDITURES				
Operating Expenses	\$ -	\$ -	\$ 11,200	\$ -
Capital Outlay	-	-	331,643	-
TOTAL - EXPENDITURES	\$ -	\$ -	\$ 342,843	\$ -

FUND: GENERAL FUND - 0011  
 FUNCTION: PUBLIC SAFETY - 52010  
 DEPARTMENT: SHERIFF - LAW ENFORCEMENT- GRANT - 92102  
 DIVISION: HCSO - E-911 SYSTEM REPL.- 32152

	FY 2007 ACTUAL	FY 2008 ACTUAL	FY 2009 BUDGET	FY 2010 APPROVED
TOTAL - REVENUE	\$ -	\$ -	\$ -	\$ 310,785
EXPENDITURES				
Operating Expenses	-	-	-	-
Capital Outlay	\$ -	\$ -	\$ -	\$ 310,785
TOTAL - EXPENDITURES	\$ -	\$ -	\$ -	\$ 310,785

FUND: GENERAL FUND - 0011  
 FUNCTION: PUBLIC SAFETY - 52010  
 DEPARTMENT: DWI BREATHALYZER TEST - 92104  
 DIVISION: DWI BREATHALYZER TEST - 02071

	FY 2007 ACTUAL	FY 2008 ACTUAL	FY 2009 BUDGET	FY 2010 APPROVED
TOTAL - REVENUE	\$ -	\$ -	\$ -	\$ -
EXPENDITURES				
Operating Expenses	\$ 61,316	\$ 61,936	\$ 63,040	\$ 62,318
TOTAL - EXPENDITURES	\$ 61,316	\$ 61,936	\$ 63,040	\$ 62,318
NET COUNTY SUPPORT	\$ 61,316	\$ 61,936	\$ 63,040	\$ 62,318

FUND: GENERAL FUND - 0011  
 FUNCTION: PUBLIC SAFETY - 52010  
 DEPARTMENT: JAIL CONTRACT - 92301  
 DIVISION: JAIL CONTRACT - 02091

**MISSION STATEMENT:**

The mission of the Jail Contracts Division is to monitor conformance with the Jail contract provisions.

	FY 2007 ACTUAL	FY 2008 ACTUAL	FY 2009 BUDGET	FY 2010 APPROVED
<b>TOTAL - REVENUE</b>	\$ 572,159	\$ 597,139	\$ 854,000	\$ 250,560
<b>EXPENDITURES</b>				
Personnel Services	\$ 59,166	\$ 62,524	\$ 64,765	\$ 61,510
Operating Expenses	11,874,608	12,257,636	13,247,570	11,193,174
Capital Outlay	-	1,372	-	-
<b>TOTAL - EXPENDITURES</b>	\$ 11,933,774	\$ 12,321,532	\$ 13,312,335	\$ 11,254,684
<b>NET COUNTY SUPPORT</b>	\$ 11,361,615	\$ 11,724,393	\$ 12,458,335	\$ 11,004,124
<b>AUTHORIZED PERSONNEL</b>	1.00	1.00	1.00	1.00

FUND: GENERAL FUND - 0011  
 FUNCTION: PUBLIC SAFETY - 52010  
 DEPARTMENT: DEPARTMENT OF JUVENILE JUSTICE - 92302  
 DIVISION: DEPARTMENT OF JUVENILE JUSTICE - 02092

	FY 2007 ACTUAL	FY 2008 ACTUAL	FY 2009 BUDGET	FY 2010 APPROVED
TOTAL - REVENUE	\$ -	\$ -	\$ -	\$ -
EXPENDITURES				
Operating Expenses	\$ 338,262	\$ 238,778	\$ 727,280	\$ 700,000
TOTAL - EXPENDITURES	\$ 338,262	\$ 238,778	\$ 727,280	\$ 700,000
NET COUNTY SUPPORT	\$ 338,262	\$ 238,778	\$ 727,280	\$ 700,000

**FUND:** GENERAL FUND - 0011  
**FUNCTION:** PUBLIC SAFETY - 52010  
**DEPARTMENT:** CODE COMPLIANCE - 92401  
**DIVISION:** CODE ENFORCEMENT - 01531

**MISSION STATEMENT:**

The mission of the Code Enforcement Division is to provide enforcement of County ordinances and land use regulations for residential and commercial property owners to protect public health, safety, property values, and quality of life for the citizens of Hernando County.

	FY 2007 ACTUAL	FY 2008 ACTUAL	FY 2009 BUDGET	FY 2010 APPROVED
<b>TOTAL - REVENUE</b>	\$ 289,976	\$ 231,512	\$ 184,100	\$ 169,900
<b>EXPENDITURES</b>				
Personnel Services	\$ 759,875	\$ 698,247	\$ 598,407	\$ 519,073
Operating Expenses	257,726	253,482	199,083	162,095
Capital Outlay	6,968	-	-	-
<b>TOTAL - EXPENDITURES</b>	\$ 1,024,569	\$ 951,729	\$ 797,490	\$ 681,168
<b>NET COUNTY SUPPORT</b>	\$ 734,593	\$ 720,217	\$ 613,390	\$ 511,268
<b>AUTHORIZED PERSONNEL</b>	14.00	13.00	10.00	9.50

**FUND:** GENERAL FUND - 0011  
**FUNCTION:** PUBLIC SAFETY - 52010  
**DEPARTMENT:** EMERGENCY MANAGEMENT - 92501  
**DIVISION:** EMERGENCY MANAGEMENT - 02401

**MISSION STATEMENT:**

The Hernando County Emergency Management Department is responsible for coordinating county, municipalities, state and federal agencies to develop and implement a county-wide emergency management program designed to protect life and property.

	FY 2007 ACTUAL	FY 2008 ACTUAL	FY 2009 BUDGET	FY 2010 APPROVED
<b>TOTAL - REVENUE</b>	\$ 4,374	\$ -	\$ -	\$ -
<b>EXPENDITURES</b>				
Personnel Services	\$ 233,726	\$ 244,332	\$ 84,101	\$ -
Operating Expenses	-	42,470	8,388	-
Capital Outlay	41,766	-	-	-
Transfers & Reserves		-	243,107	-
<b>TOTAL - EXPENDITURES</b>	\$ 275,492	\$ 286,803	\$ 335,596	\$ -
<b>NET COUNTY SUPPORT</b>	\$ 271,118	\$ 286,803	\$ 335,596	\$ -
<b>AUTHORIZED PERSONNEL</b>	3.93	4.43	4.38	0.00

Note: Emergency Mgmt. was transferred to the Hernando County Sheriff's Office mid year of FY 2009.

**FUND:** GENERAL FUND - 0011  
**FUNCTION:** PUBLIC SAFETY - 52010  
**DEPARTMENT:** EMERGENCY MANAGEMENT - 92501  
**DIVISION:** HAZMAT RESPONSE UNIT - 02405

**MISSION STATEMENT:**

The Hernando County Emergency Management Department is responsible for coordinating county, municipalities, state and federal agencies to develop and implement a county-wide emergency management program designed to protect life and property.

	FY 2007 ACTUAL	FY 2008 ACTUAL	FY 2009 BUDGET	FY 2010 APPROVED
<b>TOTAL - REVENUE</b>	\$ -	\$ -	\$ -	\$ -
<b>EXPENDITURES</b>				
Personnel Services	\$ 36,798	\$ 53,691	\$ 22,280	\$ 9,416
Operating Expenses	62,813	84,517	68,148	61,818
Capital Outlay	9,589	3,140	-	10,000
<b>TOTAL - EXPENDITURES</b>	<b>\$ 109,200</b>	<b>\$ 141,348</b>	<b>\$ 90,428</b>	<b>\$ 81,234</b>
<b>NET COUNTY SUPPORT</b>	<b>\$ 109,200</b>	<b>\$ 141,348</b>	<b>\$ 90,428</b>	<b>\$ 81,234</b>
<b>AUTHORIZED PERSONNEL</b>	<b>0.72</b>	<b>1.00</b>	<b>0.00</b>	<b>0.00</b>

FUND: GENERAL FUND - 0011  
 FUNCTION: PUBLIC SAFETY - 52010  
 DEPARTMENT: EMERGENCY MANAGEMENT - 92501  
 DIVISION: EMERGENCY PREPAREDNESS/SHELTER - 02406

	FY 2007 ACTUAL	FY 2008 ACTUAL	FY 2009 BUDGET	FY 2010 APPROVED
TOTAL - REVENUE	\$ -	\$ -	\$ 6,800	\$ 6,800
EXPENDITURES				
Capital Outlay	\$ -	\$ -	\$ 6,800	\$ 6,800
Transfers and Reserves	6,000	-	-	-
TOTAL - EXPENDITURES	\$ 6,000	\$ -	\$ 6,800	\$ 6,800
NET COUNTY SUPPORT	\$ 6,000	\$ -	\$ -	\$ -

FUND: GENERAL FUND - 0011  
 FUNCTION: PUBLIC SAFETY - 52010  
 DEPARTMENT: EMERGENCY MANAGEMENT - 92501  
 DIVISION: EMG-SLA (EMA) GRANT - 32011

	FY 2007 ACTUAL	FY 2008 ACTUAL	FY 2009 BUDGET	FY 2010 APPROVED
	\$ 32,099	\$ 32,125	\$ 57,143	\$ 25,018
<b>TOTAL - REVENUE</b>	<b>\$ 32,099</b>	<b>\$ 32,125</b>	<b>\$ 57,143</b>	<b>\$ 25,018</b>
<b>EXPENDITURES</b>				
Personnel Services	\$ 32,070	\$ 31,901	\$ 32,125	\$ -
Operating Expenses	29	224	25,018	25,018
<b>TOTAL - EXPENDITURES</b>	<b>\$ 32,099</b>	<b>\$ 32,125</b>	<b>\$ 57,143</b>	<b>\$ 25,018</b>
<b>AUTHORIZED PERSONNEL</b>	<b>0.37</b>	<b>0.37</b>	<b>0.36</b>	<b>0.00</b>

FUND: GENERAL FUND - 0011  
 FUNCTION: PUBLIC SAFETY - 52010  
 DEPARTMENT: EMERGENCY MANAGEMENT - 92501  
 DIVISION: EMG-EMPG SUPPLY GRANT - 32015

	FY 2007 ACTUAL	FY 2008 ACTUAL	FY 2009 BUDGET	FY 2010 APPROVED
	\$ -	\$ -	\$ 9,150	\$ -
<b>TOTAL - REVENUE</b>	<b>\$ -</b>	<b>\$ -</b>	<b>\$ 9,150</b>	<b>\$ -</b>
<b>EXPENDITURES</b>				
Operating Expenses	\$ -	\$ -	\$ 9,150	\$ -
<b>TOTAL - EXPENDITURES</b>	<b>\$ -</b>	<b>\$ -</b>	<b>\$ 9,150</b>	<b>\$ -</b>

FUND: GENERAL FUND - 0011  
 FUNCTION: PUBLIC SAFETY - 52010  
 DEPARTMENT: EMERGENCY MANAGEMENT - 92501  
 DIVISION: EMG-EMS COUNTY GRANT - 32021

	FY 2007 ACTUAL	FY 2008 ACTUAL	FY 2009 BUDGET	FY 2010 APPROVED
	\$ 45,973	\$ 56,886	\$ 51,982	\$ 54,280
<b>TOTAL - REVENUE</b>	<b>\$ 45,973</b>	<b>\$ 56,886</b>	<b>\$ 51,982</b>	<b>\$ 54,280</b>
<b>EXPENDITURES</b>				
Operating Expenses	\$ 23,207	\$ 37,203	\$ 31,982	\$ 54,280
Capital Outlay	22,766	15,315	20,000	-
Grants & Aid	-	4,368	-	-
<b>TOTAL - EXPENDITURES</b>	<b>\$ 45,973</b>	<b>\$ 56,886</b>	<b>\$ 51,982</b>	<b>\$ 54,280</b>

FUND: GENERAL FUND - 0011  
 FUNCTION: PUBLIC SAFETY - 52010  
 DEPARTMENT: EMERGENCY MANAGEMENT - 92501  
 DIVISION: EMG- CERT TRAINING/TTT - 32033

	FY 2007 ACTUAL	FY 2008 ACTUAL	FY 2009 BUDGET	FY 2010 APPROVED
	\$ 15,348	\$ -	\$ -	\$ -
<b>TOTAL - REVENUE</b>	<b>\$ 15,348</b>	<b>\$ -</b>	<b>\$ -</b>	<b>\$ -</b>
<b>EXPENDITURES</b>				
Operating Expenses	\$ 14,630	\$ -	\$ -	\$ -
Capital Outlay	719	-	-	-
<b>TOTAL - EXPENDITURES</b>	<b>\$ 15,349</b>	<b>\$ -</b>	<b>\$ -</b>	<b>\$ -</b>

FUND: GENERAL FUND - 0011  
 FUNCTION: PUBLIC SAFETY - 52010  
 DEPARTMENT: EMERGENCY MANAGEMENT - 92501  
 DIVISION: EMG-CERT TRAINING/PPE - 32036

	FY 2007 ACTUAL	FY 2008 ACTUAL	FY 2009 BUDGET	FY 2010 APPROVED
	\$ 4,659	\$ -	\$ -	\$ -
<b>TOTAL - REVENUE</b>	<b>\$ 4,659</b>	<b>\$ -</b>	<b>\$ -</b>	<b>\$ -</b>
<b>EXPENDITURES</b>				
Operating Expenses	\$ 1,296	\$ -	\$ -	\$ -
Capital Outlay	3,363	-	-	-
<b>TOTAL - EXPENDITURES</b>	<b>\$ 4,659</b>	<b>\$ -</b>	<b>\$ -</b>	<b>\$ -</b>

FUND: GENERAL FUND - 0011  
 FUNCTION: PUBLIC SAFETY - 52010  
 DEPARTMENT: EMERGENCY MANAGEMENT - 92501  
 DIVISION: EMG-PLANNING TRAINING EXERCISE - 32038

	FY 2007 ACTUAL	FY 2008 ACTUAL	FY 2009 BUDGET	FY 2010 APPROVED
	\$ 12,000	\$ -	\$ -	\$ -
<b>TOTAL - REVENUE</b>	<b>\$ 12,000</b>	<b>\$ -</b>	<b>\$ -</b>	<b>\$ -</b>
<b>EXPENDITURES</b>				
Operating Expenses	\$ 12,000	\$ -	\$ -	\$ -
<b>TOTAL - EXPENDITURES</b>	<b>\$ 12,000</b>	<b>\$ -</b>	<b>\$ -</b>	<b>\$ -</b>

FUND: GENERAL FUND - 0011  
 FUNCTION: PUBLIC SAFETY - 52010  
 DEPARTMENT: EMERGENCY MANAGEMENT - 92501  
 DIVISION: EMG-RDSTF EOC ENHANCEMENTS - 32039

	FY 2007 ACTUAL	FY 2008 ACTUAL	FY 2009 BUDGET	FY 2010 APPROVED
TOTAL - REVENUE	\$ 695	\$ -	\$ -	\$ -
EXPENDITURES				
Personnel Services	\$ 695	\$ -	\$ -	\$ -
TOTAL - EXPENDITURES	\$ 695	\$ -	\$ -	\$ -
AUTHORIZED PERSONNEL	0.07	0.00	0.00	0.00

FUND: GENERAL FUND - 0011  
 FUNCTION: PUBLIC SAFETY - 52010  
 DEPARTMENT: EMERGENCY MANAGEMENT - 92501  
 DIVISION: EMG-EMPA ENHANCEMENT GRANT - 32041

	FY 2007 ACTUAL	FY 2008 ACTUAL	FY 2009 BUDGET	FY 2010 APPROVED
TOTAL - REVENUE	\$ 102,959	\$ 102,959	\$ 98,726	\$ 102,724
EXPENDITURES				
Personnel Services	\$ 46,896	\$ 7,600	\$ 24,810	\$ 24,810
Operating Expenses	46,698	70,187	57,916	61,914
Capital Outlay	9,365	25,172	16,000	16,000
TOTAL - EXPENDITURES	\$ 102,959	\$ 102,959	\$ 98,726	\$ 102,724
AUTHORIZED PERSONNEL	0.25	0.36	0.50	0.00

FUND: GENERAL FUND - 0011  
 FUNCTION: PUBLIC SAFETY - 52010  
 DEPARTMENT: EMERGENCY MANAGEMENT - 92501  
 DIVISION: EMG-CERT TRAINING/PPE - 32046

	FY 2007 ACTUAL	FY 2008 ACTUAL	FY 2009 BUDGET	FY 2010 APPROVED
TOTAL - REVENUE	\$ 45	\$ 9,082	\$ 2,518	\$ -
EXPENDITURES				
Operating Expenses	\$ 45	\$ 9,082	\$ 2,518	\$ -
TOTAL - EXPENDITURES	\$ 45	\$ 9,082	\$ 2,518	\$ -

FUND: GENERAL FUND - 0011  
 FUNCTION: PUBLIC SAFETY - 52010  
 DEPARTMENT: EMERGENCY MANAGEMENT - 92501  
 DIVISION: EMG-CERT TRAINING - 32047

	FY 2007 ACTUAL	FY 2008 ACTUAL	FY 2009 BUDGET	FY 2010 APPROVED
	\$ -	\$ -	15,000	\$ 10,261
<b>TOTAL - REVENUE</b>	<b>\$ -</b>	<b>\$ -</b>	<b>15,000</b>	<b>\$ 10,261</b>
<b>EXPENDITURES</b>				
Operating Expenses	\$ -	\$ -	15,000	\$ 10,261
<b>TOTAL - EXPENDITURES</b>	<b>\$ -</b>	<b>\$ -</b>	<b>15,000</b>	<b>\$ 10,261</b>

FUND: GENERAL FUND - 0011  
 FUNCTION: PUBLIC SAFETY - 52010  
 DEPARTMENT: EMERGENCY MANAGEMENT - 92501  
 DIVISION: EMG-RDSTF SATELLITE COMM - 32049

	FY 2007 ACTUAL	FY 2008 ACTUAL	FY 2009 BUDGET	FY 2010 APPROVED
	\$ 61,962	\$ -	\$ -	-
<b>TOTAL - REVENUE</b>	<b>\$ 61,962</b>	<b>\$ -</b>	<b>\$ -</b>	<b>-</b>
<b>EXPENDITURES</b>				
Personnel Services	\$ 1,525	\$ -	\$ -	-
Operating Expenses	1,149	-	-	-
Capital Outlay	4,895	-	-	-
Grants and Aid	54,393	-	-	-
<b>TOTAL - EXPENDITURES</b>	<b>\$ 61,962</b>	<b>\$ -</b>	<b>\$ -</b>	<b>-</b>

FUND: GENERAL FUND - 0011  
 FUNCTION: PUBLIC SAFETY - 52010  
 DEPARTMENT: EMERGENCY MANAGEMENT - 92501  
 DIVISION: EMG-HAZARDOUS MATERIALS - 32051

	FY 2007 ACTUAL	FY 2008 ACTUAL	FY 2009 BUDGET	FY 2010 APPROVED
	\$ -	\$ -	3,471	\$ -
<b>TOTAL - REVENUE</b>	<b>\$ -</b>	<b>\$ -</b>	<b>3,471</b>	<b>\$ -</b>
<b>EXPENDITURES</b>				
Operating Expenses	\$ -	\$ -	3,471	\$ -
<b>TOTAL - EXPENDITURES</b>	<b>\$ -</b>	<b>\$ -</b>	<b>3,471</b>	<b>\$ -</b>

FUND: GENERAL FUND - 0011  
 FUNCTION: PUBLIC SAFETY - 52010  
 DEPARTMENT: EMERGENCY MANAGEMENT - 92501  
 DIVISION: EMG-HAZARDOUS MATERIALS FY 09 - 32052

	FY 2007 ACTUAL	FY 2008 ACTUAL	FY 2009 BUDGET	FY 2010 APPROVED
	\$ 1,528	\$ -	\$ 3,496	\$ -
<b>TOTAL - REVENUE</b>	<b>\$ 1,528</b>	<b>\$ -</b>	<b>\$ 3,496</b>	<b>\$ -</b>
<b>EXPENDITURES</b>				
Operating Expenses	\$ 1,529	\$ -	\$ 3,496	\$ -
<b>TOTAL - EXPENDITURES</b>	<b>\$ 1,529</b>	<b>\$ -</b>	<b>\$ 3,496</b>	<b>\$ -</b>

FUND: GENERAL FUND - 0011  
 FUNCTION: PUBLIC SAFETY - 52010  
 DEPARTMENT: EMERGENCY MANAGEMENT - 92501  
 DIVISION: EMG-HAZARDOUS MATERIALS - 32053

	FY 2007 ACTUAL	FY 2008 ACTUAL	FY 2009 BUDGET	FY 2010 APPROVED
	\$ 2,256	\$ 140	\$ 1,042	\$ -
<b>TOTAL - REVENUE</b>	<b>\$ 2,256</b>	<b>\$ 140</b>	<b>\$ 1,042</b>	<b>\$ -</b>
<b>EXPENDITURES</b>				
Operating Expenses	\$ 2,256	\$ 140	\$ 1,042	\$ -
<b>TOTAL - EXPENDITURES</b>	<b>\$ 2,256</b>	<b>\$ 140</b>	<b>\$ 1,042</b>	<b>\$ -</b>

FUND: GENERAL FUND - 0011  
 FUNCTION: PUBLIC SAFETY - 52010  
 DEPARTMENT: EMERGENCY MANAGEMENT - 92501  
 DIVISION: EMG-CITIZENS CORPS PROGRAM - 32056

	FY 2007 ACTUAL	FY 2008 ACTUAL	FY 2009 BUDGET	FY 2010 APPROVED
	\$ 20,000	\$ -	\$ -	\$ -
<b>TOTAL - REVENUE</b>	<b>\$ 20,000</b>	<b>\$ -</b>	<b>\$ -</b>	<b>\$ -</b>
<b>EXPENDITURES</b>				
Operating Expenses	\$ 20,000	\$ -	\$ -	\$ -
<b>TOTAL - EXPENDITURES</b>	<b>\$ 20,000</b>	<b>\$ -</b>	<b>\$ -</b>	<b>\$ -</b>

FUND: GENERAL FUND - 0011  
 FUNCTION: PUBLIC SAFETY - 52010  
 DEPARTMENT: EMERGENCY MANAGEMENT - 92501  
 DIVISION: EMG-CITIZENS CORPS PROGRAM - 32057

	FY 2007 ACTUAL	FY 2008 ACTUAL	FY 2009 BUDGET	FY 2010 APPROVED
	\$ -	\$ 11,600	\$ -	\$ -
<b>TOTAL - REVENUE</b>	<b>\$ -</b>	<b>\$ 11,600</b>	<b>\$ -</b>	<b>\$ -</b>
<b>EXPENDITURES</b>				
Operating Expenses	\$ -	\$ 11,600	\$ -	\$ -
<b>TOTAL - EXPENDITURES</b>	<b>\$ -</b>	<b>\$ 11,600</b>	<b>\$ -</b>	<b>\$ -</b>

FUND: GENERAL FUND - 0011  
 FUNCTION: PUBLIC SAFETY - 52010  
 DEPARTMENT: EMERGENCY MANAGEMENT - 92501  
 DIVISION: EMG-CITIZENS CORPS PROGRAM - 32058

	FY 2007 ACTUAL	FY 2008 ACTUAL	FY 2009 BUDGET	FY 2010 APPROVED
	\$ -	\$ -	\$ 7,500	\$ 5,906
<b>TOTAL - REVENUE</b>	<b>\$ -</b>	<b>\$ -</b>	<b>\$ 7,500</b>	<b>\$ 5,906</b>
<b>EXPENDITURES</b>				
Operating Expenses	\$ -	\$ -	\$ 7,500	\$ 5,906
<b>TOTAL - EXPENDITURES</b>	<b>\$ -</b>	<b>\$ -</b>	<b>\$ 7,500</b>	<b>\$ 5,906</b>

FUND: GENERAL FUND - 0011  
 FUNCTION: PUBLIC SAFETY - 52010  
 DEPARTMENT: EMERGENCY MANAGEMENT - 92501  
 DIVISION: EMG-SHSPG PUBLIC EDUC/OUTREACH GRANT -32064

	FY 2007 ACTUAL	FY 2008 ACTUAL	FY 2009 BUDGET	FY 2010 APPROVED
	\$ -	\$ 13,190	\$ 82,087	\$ 39,606
<b>TOTAL - REVENUE</b>	<b>\$ -</b>	<b>\$ 13,190</b>	<b>\$ 82,087</b>	<b>\$ 39,606</b>
<b>EXPENDITURES</b>				
Personnel Services	\$ -	\$ -	\$ 2,859	\$ -
Operating Expenses	\$ -	\$ 13,190	\$ 79,228	\$ 39,606
<b>TOTAL - EXPENDITURES</b>	<b>\$ -</b>	<b>\$ 13,190</b>	<b>\$ 82,087</b>	<b>\$ 39,606</b>

FUND: GENERAL FUND - 0011  
 FUNCTION: PUBLIC SAFETY - 52010  
 DEPARTMENT: EMERGENCY MANAGEMENT - 92501  
 DIVISION: EMG-SHSGP TRAINING/EXERCISE HSEEP - 32065

	FY 2007 ACTUAL	FY 2008 ACTUAL	FY 2009 BUDGET	FY 2010 APPROVED
TOTAL - REVENUE	\$ 10,006	\$ 18,970	\$ 2,097	\$ -
EXPENDITURES				
Personnel Services	\$ 756	\$ -	\$ -	\$ -
Operating Expenses	9,250	18,970	2,097	-
TOTAL - EXPENDITURES	\$ 10,006	\$ 18,970	\$ 2,097	\$ -

FUND: GENERAL FUND - 0011  
 FUNCTION: PUBLIC SAFETY - 52010  
 DEPARTMENT: EMERGENCY MANAGEMENT - 92501  
 DIVISION: EMG-SHSGP TRAINING/EXERCISE/PLN. - 32066

	FY 2007 ACTUAL	FY 2008 ACTUAL	FY 2009 BUDGET	FY 2010 APPROVED
TOTAL - REVENUE	\$ -	\$ -	\$ 36,000	\$ 36,000
EXPENDITURES				
Personnel Services	\$ -	\$ -	\$ 1,080	\$ 1,080
Operating Expenses	-	-	34,920	34,920
TOTAL - EXPENDITURES	\$ -	\$ -	\$ 36,000	\$ 36,000

FUND: GENERAL FUND - 0011  
 FUNCTION: PUBLIC SAFETY - 52010  
 DEPARTMENT: EMERGENCY MANAGEMENT - 92501  
 DIVISION: EMG-SHSGP TECH EQUIPMENT EOC - 32068

	FY 2007 ACTUAL	FY 2008 ACTUAL	FY 2009 BUDGET	FY 2010 APPROVED
TOTAL - REVENUE	\$ 9,461	\$ 1,589	\$ -	\$ -
EXPENDITURES				
Personnel Services	\$ 277	\$ -	\$ -	\$ -
Operating Expenses	4,370	1,589	-	-
Capital Outlay	4,814	-	-	-
TOTAL - EXPENDITURES	\$ 9,461	\$ 1,589	\$ -	\$ -

FUND: GENERAL FUND - 0011  
 FUNCTION: PUBLIC SAFETY - 52010  
 DEPARTMENT: EMERGENCY MANAGEMENT - 92501  
 DIVISION: EMG-COOP/TERRORISM PLAN - 32111

	FY 2007 ACTUAL	FY 2008 ACTUAL	FY 2009 BUDGET	FY 2010 APPROVED
	\$ 5,000	\$ -	\$ -	\$ -
<b>TOTAL - REVENUE</b>	<b>\$ 5,000</b>	<b>\$ -</b>	<b>\$ -</b>	<b>\$ -</b>
<b>EXPENDITURES</b>				
Operating Expenses	\$ 5,000	\$ -	\$ -	\$ -
<b>TOTAL - EXPENDITURES</b>	<b>\$ 5,000</b>	<b>\$ -</b>	<b>\$ -</b>	<b>\$ -</b>

FUND: GENERAL FUND - 0011  
 FUNCTION: PUBLIC SAFETY - 52010  
 DEPARTMENT: EMERGENCY MANAGEMENT - 92501  
 DIVISION: EMG-RFC PROGRAM-PARROTT ACQUL- 32121

	FY 2007 ACTUAL	FY 2008 ACTUAL	FY 2009 BUDGET	FY 2010 APPROVED
	\$ 1,650	\$ 515,651	\$ -	\$ -
<b>TOTAL - REVENUE</b>	<b>\$ 1,650</b>	<b>\$ 515,651</b>	<b>\$ -</b>	<b>\$ -</b>
<b>EXPENDITURES</b>				
Personnel Services	\$ -	\$ 10,293	\$ -	\$ -
Operating Expenses	2,850	18,053	-	-
Capital Outlay	-	496,456	-	-
<b>TOTAL - EXPENDITURES</b>	<b>\$ 2,850</b>	<b>\$ 524,802</b>	<b>\$ -</b>	<b>\$ -</b>

FUND: GENERAL FUND - 0011  
 FUNCTION: PUBLIC SAFETY - 52010  
 DEPARTMENT: EMERGENCY MANAGEMENT - 92501  
 DIVISION: EMG-FMA/BARNES - 32122

	FY 2007 ACTUAL	FY 2008 ACTUAL	FY 2009 BUDGET	FY 2010 APPROVED
	\$ 225	\$ -	\$ -	\$ -
<b>TOTAL - REVENUE</b>	<b>\$ 225</b>	<b>\$ -</b>	<b>\$ -</b>	<b>\$ -</b>
<b>EXPENDITURES</b>				
Personnel Services	\$ -	\$ -	\$ -	\$ -
<b>TOTAL - EXPENDITURES</b>	<b>\$ -</b>	<b>\$ -</b>	<b>\$ -</b>	<b>\$ -</b>

FUND: GENERAL FUND - 0011  
 FUNCTION: PUBLIC SAFETY - 52010  
 DEPARTMENT: EMERGENCY MANAGEMENT - 92501  
 DIVISION: EMG-PARROTT SCHOOL WIND RETROFIT - 32128

	FY 2007 ACTUAL	FY 2008 ACTUAL	FY 2009 BUDGET	FY 2010 APPROVED
	\$ -	\$ -	\$ 127,900	\$ 127,900
<b>TOTAL - REVENUE</b>	<b>\$ -</b>	<b>\$ -</b>	<b>\$ 127,900</b>	<b>\$ 127,900</b>
<b>EXPENDITURES</b>				
Personnel Services	\$ -	\$ -	\$ 3,488	\$ 3,488
Operating Expenses	-	-	124,412	124,412
<b>TOTAL - EXPENDITURES</b>	<b>\$ -</b>	<b>\$ -</b>	<b>\$ 127,900</b>	<b>\$ 127,900</b>

FUND: GENERAL FUND - 0011  
 FUNCTION: PUBLIC SAFETY - 52010  
 DEPARTMENT: EMERGENCY MANAGEMENT - 92501  
 DIVISION: EMG-DPW WIND RETROFIT - 32129

	FY 2007 ACTUAL	FY 2008 ACTUAL	FY 2009 BUDGET	FY 2010 APPROVED
	\$ -	\$ 32,930	\$ 115,827	\$ -
<b>TOTAL - REVENUE</b>	<b>\$ -</b>	<b>\$ 32,930</b>	<b>\$ 115,827</b>	<b>\$ -</b>
<b>EXPENDITURES</b>				
Operating Expenses	\$ -	\$ 383	\$ -	\$ -
Capital Outlay	-	3,666	115,827	-
<b>TOTAL - EXPENDITURES</b>	<b>\$ -</b>	<b>\$ 4,049</b>	<b>\$ 115,827</b>	<b>\$ -</b>

FUND: GENERAL FUND - 0011  
 FUNCTION: PUBLIC SAFETY - 52010  
 DEPARTMENT: EMERGENCY MANAGEMENT - 92501  
 DIVISION: EMG-BROOKSVILLE FIRE RETROFIT PROJECT - 32133

	FY 2007 ACTUAL	FY 2008 ACTUAL	FY 2009 BUDGET	FY 2010 APPROVED
	\$ 18,935	\$ 15	\$ -	\$ -
<b>TOTAL - REVENUE</b>	<b>\$ 18,935</b>	<b>\$ 15</b>	<b>\$ -</b>	<b>\$ -</b>
<b>EXPENDITURES</b>				
Operating Expenses	\$ 83	\$ -	\$ -	\$ -
Capital Outlay	18,398	-	-	-
<b>TOTAL - EXPENDITURES</b>	<b>\$ 18,481</b>	<b>\$ -</b>	<b>\$ -</b>	<b>\$ -</b>

FUND: GENERAL FUND - 0011  
 FUNCTION: PUBLIC SAFETY - 52010  
 DEPARTMENT: EMERGENCY MANAGEMENT - 92501  
 DIVISION: EMG-FMA GRIEVES - 32134

	FY 2007 ACTUAL	FY 2008 ACTUAL	FY 2009 BUDGET	FY 2010 APPROVED
	\$ 17,777	\$ 4,723	\$ -	\$ -
<b>TOTAL - REVENUE</b>	<b>\$ 17,777</b>	<b>\$ 4,723</b>	<b>\$ -</b>	<b>\$ -</b>
<b>EXPENDITURES</b>				
Personnel Services	\$ 4,183	\$ -	\$ -	\$ -
Operating Expenses	13,750	-	-	-
<b>TOTAL - EXPENDITURES</b>	<b>\$ 17,933</b>	<b>\$ -</b>	<b>\$ -</b>	<b>\$ -</b>
<b>AUTHORIZED PERSONNEL</b>	<b>0.30</b>	<b>0.00</b>	<b>0.00</b>	<b>0.00</b>

FUND: GENERAL FUND - 0011  
 FUNCTION: PUBLIC SAFETY - 52010  
 DEPARTMENT: EMERGENCY MANAGEMENT - 92501  
 DIVISION: EMG-HCFR WIND RETROFIT PROJECT - 32138

	FY 2007 ACTUAL	FY 2008 ACTUAL	FY 2009 BUDGET	FY 2010 APPROVED
	\$ 45,806	\$ -	\$ -	\$ -
<b>TOTAL - REVENUE</b>	<b>\$ 45,806</b>	<b>\$ -</b>	<b>\$ -</b>	<b>\$ -</b>
<b>EXPENDITURES</b>				
Operating Expenses	\$ 44,908	\$ -	\$ -	\$ -
<b>TOTAL - EXPENDITURES</b>	<b>\$ 44,908</b>	<b>\$ -</b>	<b>\$ -</b>	<b>\$ -</b>
<b>AUTHORIZED PERSONNEL</b>	<b>0.16</b>	<b>0.00</b>	<b>0.00</b>	<b>0.00</b>

FUND: GENERAL FUND - 0011  
 FUNCTION: PUBLIC SAFETY - 52010  
 DEPARTMENT: ANIMAL SERVICES - 96201  
 DIVISION: ANIMAL-EMERGENCY PET SHELTER - 32042

	FY 2007 ACTUAL	FY 2008 ACTUAL	FY 2009 BUDGET	FY 2010 APPROVED
TOTAL - REVENUE	\$ 7,500	\$ 21,206	\$ -	\$ -
EXPENDITURES				
Operating Expenses	\$ -	\$ 25,581	\$ -	\$ -
TOTAL - EXPENDITURES	\$ -	\$ 25,581	\$ -	\$ -

FUND: GENERAL FUND - 0011  
 FUNCTION: PUBLIC SAFETY - 52010  
 DEPARTMENT: SHERIFF - 98105  
 DIVISION: SHERIFF - 02051

	FY 2007 ACTUAL	FY 2008 ACTUAL	FY 2009 BUDGET	FY 2010 APPROVED
TOTAL - REVENUE	\$ 458,438	\$ 963,395	\$ 1,140,850	\$ 1,035,700
EXPENDITURES				
Transfers and Reserves	\$ 30,372,892	\$ 31,930,359	\$ 32,672,740	\$ 31,958,336
TOTAL - EXPENDITURES	\$ 30,372,892	\$ 31,930,359	\$ 32,672,740	\$ 31,958,336
NET COUNTY SUPPORT	\$ 29,914,454	\$ 30,966,964	\$ 31,531,890	\$ 30,922,636
AUTHORIZED PERSONNEL	387.80	397.80	400.80	404.80

# **GENERAL FUND**

## **Physical Environment**

**FUND:** GENERAL FUND - 0011  
**FUNCTION:** PHYSICAL ENVIRONMENT - 53010  
**DEPARTMENT:** COOPERATIVE EXTENSION SERVICES - 93702  
**DIVISION:** COOPERATIVE EXTENSION SERVICES - 04801

**MISSION STATEMENT:**

To provide researched based knowledge and educational programs that enable people in Hernando County to make practical decisions to improve their quality of life. Program areas within the Extension mission include Agriculture and Natural Resources, Family and Consumer Sciences, 4-H and Youth Development, and Urban Horticulture.

	FY 2007 ACTUAL	FY 2008 ACTUAL	FY 2009 BUDGET	FY 2010 APPROVED
<b>TOTAL - REVENUE</b>	\$ -	\$ -	\$ -	\$ -
<b>EXPENDITURES</b>				
Personnel Services	\$ 350,297	\$ 396,717	\$ 322,202	\$ 235,843
Operating Expenses	45,663	51,220	50,590	28,316
Capital Outlay	1,572	1,410	-	-
<b>TOTAL - EXPENDITURES</b>	<b>\$ 397,532</b>	<b>\$ 449,348</b>	<b>\$ 372,792</b>	<b>\$ 264,159</b>
<b>NET COUNTY SUPPORT</b>	<b>\$ 397,532</b>	<b>\$ 449,348</b>	<b>\$ 372,792</b>	<b>\$ 264,159</b>
<b>AUTHORIZED PERSONNEL</b>	<b>8.00</b>	<b>9.00</b>	<b>7.00</b>	<b>6.00</b>

FUND: GENERAL FUND - 0011  
 FUNCTION: PHYSICAL ENVIRONMENT - 53010  
 DEPARTMENT: AQUATIC PLANT MANAGEMENT - 93710  
 DIVISION: AQUATIC PLANT MANAGEMENT - 03331

	FY 2007 ACTUAL	FY 2008 ACTUAL	FY 2009 BUDGET	FY 2010 APPROVED
TOTAL - REVENUE	\$ -	\$ -	\$ -	\$ -
EXPENDITURES				
Operating Expenses	\$ 22,925	\$ 4,467	\$ 8,796	\$ 17,111
Grants and Aid	5,591	7,514	22,155	22,000
TOTAL - EXPENDITURES	\$ 28,516	\$ 11,981	\$ 30,951	\$ 39,111
NET COUNTY SUPPORT	\$ 28,516	\$ 11,981	\$ 30,951	\$ 39,111

**FUND:** GENERAL FUND - 0011  
**FUNCTION:** PHYSICAL ENVIRONMENT - 53010  
**DEPARTMENT:** CONTRIBUTIONS - CONSERVATION & RESOURCE MANAGEMENT - 93740  
**DIVISION:** CONTRIBUTIONS - CONSERVATION & RESOURCE MANAGEMENT - 03501

	FY 2007 ACTUAL	FY 2008 ACTUAL	FY 2009 BUDGET	FY 2010 APPROVED
TOTAL - REVENUE	\$ -	\$ -	\$ -	\$ -
EXPENDITURES				
Grants and Aid	\$ 7,053	\$ 7,928	\$ 12,000	\$ 14,472
TOTAL - EXPENDITURES	\$ 7,053	\$ 7,928	\$ 12,000	\$ 14,472
NET COUNTY SUPPORT	\$ 7,053	\$ 7,928	\$ 12,000	\$ 14,472

FUND: GENERAL FUND - 0011  
 FUNCTION: PHYSICAL ENVIRONMENT - 53010  
 DEPARTMENT: COOPERATIVE EXTENSION-GRANT - 93902  
 DIVISION: COOPERATIVE EXTENSION-FLORIDA YARDS AND NEIGHBORHOODS - 33071

**MISSION STATEMENT:**

Reduce water consumption, reduce the quantity of yard material sent to the landfill, and improve water quality through the reduction of non-point source pollutants. Educate public on "Best Management Practices" for pesticide, fertilizer, and surface run-off management.

	FY 2007 ACTUAL	FY 2008 ACTUAL	FY 2009 BUDGET	FY 2010 APPROVED
TOTAL - REVENUE	\$ 34,480	\$ 35,032	\$ 36,032	\$ 40,317
EXPENDITURES				
Personnel Services	\$ 46,879	\$ 49,386	\$ 52,345	\$ 49,758
Operating Expenses	12,338	12,571	26,421	30,876
TOTAL - EXPENDITURES	\$ 59,217	\$ 61,957	\$ 78,766	\$ 80,634
NET COUNTY SUPPORT	\$ 24,737	\$ 26,925	\$ 42,734	\$ 40,317
AUTHORIZED PERSONNEL	1.00	1.00	1.00	1.00

# **GENERAL FUND**

## **Transportation**

**FUND:** GENERAL FUND - 0011  
**FUNCTION:** TRANSPORTATION - 54010  
**DEPARTMENT:** PLANNING - TRANSPORTATION - 91501  
**DIVISION:** TRANSPORTATION DIVISION (MPO) - 01761,34045, 34021, 34031, 34051

**MISSION STATEMENT:**

The mission of the Metropolitan Planning Organization (MPO) is to plan for multi-model transportation for the citizens and users of transportation services and facilities in order to provide safe, efficient, and effective transportation services.

	FY 2007 ACTUAL	FY 2008 ACTUAL	FY 2009 BUDGET	FY 2010 APPROVED
<b>TOTAL - REVENUE</b>	\$ 438,961	\$ 432,329	\$ 655,878	\$ 549,364
	<b>\$ 438,961</b>	<b>\$ 432,329</b>	<b>\$ 655,878</b>	<b>\$ 549,364</b>
<b>EXPENDITURES</b>				
Personnel Services	\$ 310,618	\$ 330,939	\$ 340,268	\$ 340,917
Operating Expenses	251,058	124,856	334,727	206,447
Capital Outlay	4,457	1,693	12,000	2,000
Transfers & Reserves	-	-	43,586	-
<b>TOTAL - EXPENDITURES</b>	<b>\$ 566,133</b>	<b>\$ 457,488</b>	<b>\$ 686,995</b>	<b>\$ 549,364</b>
<b>NET COUNTY SUPPORT</b>	<b>\$ 127,172</b>	<b>\$ 25,159</b>	<b>\$ 31,117</b>	<b>\$ -</b>
<b>AUTHORIZED PERSONNEL</b>	<b>4.25</b>	<b>4.25</b>	<b>4.25</b>	<b>4.35</b>

**FUND:** GENERAL FUND - 0011  
**FUNCTION:** TRANSPORTATION - 54010  
**DEPARTMENT:** PLANNING - 91501  
**DIVISION:** PLANNING - BIKE SUITABILITY MAP - 37226

	FY 2007 ACTUAL	FY 2008 ACTUAL	FY 2009 BUDGET	FY 2010 APPROVED
<b>TOTAL - REVENUE</b>	\$ -	\$ -	\$ 35,000	\$ -
	<hr/>	<hr/>	<hr/>	<hr/>
<b>EXPENDITURES</b>				
Capital Outlay	\$ -	\$ -	\$ 35,000	\$ -
<b>TOTAL - EXPENDITURES</b>	\$ -	\$ -	\$ 35,000	\$ -

**FUND:** GENERAL FUND - 0011  
**FUNCTION:** TRANSPORTATION - 54010  
**DEPARTMENT:** PLANNING-TRANSPORTATION - 94101  
**DIVISION:** PLANNING-MASS TRANSIT - 34041

**MISSION STATEMENT:**

The mission of the Mass Transit System is to establish a safe and convenient fixed route transit system, which enhances the mobility of the transit dependent population of Hernando County.

	FY 2007 ACTUAL	FY 2008 ACTUAL	FY 2009 BUDGET	FY 2010 APPROVED
<b>TOTAL - REVENUE</b>	\$ 2,046,199	\$ 1,868,681	\$ 2,753,501	\$ 1,642,798
<b>EXPENDITURES</b>				
Personnel Services	\$ 36,041	\$ 37,861	\$ 39,821	\$ 37,823
Operating Expenses	1,700,242	1,794,564	2,132,053	1,603,975
Capital Outlay	313,815	-	380,500	1,000
Transfers and Reserves	-	-	201,127	-
<b>TOTAL - EXPENDITURES</b>	\$ 2,050,098	\$ 1,832,426	\$ 2,753,501	\$ 1,642,798
<b>AUTHORIZED PERSONNEL</b>	0.75	0.75	0.75	0.75

FUND: GENERAL FUND - 0011  
 FUNCTION: TRANSPORTATION - 54010  
 DEPARTMENT: DEPARTMENT OF PUBLIC WORKS - 94110  
 DIVISION: DPW-CORONADO DR SIDEWALKS (LAP) - 34637

	FY 2007 ACTUAL	FY 2008 ACTUAL	FY 2009 BUDGET	FY 2010 APPROVED
TOTAL - REVENUE	\$ 5,000	\$ 264	\$ 169,739	\$ 98,142
	<u>\$ 5,000</u>	<u>\$ 264</u>	<u>\$ 169,739</u>	<u>\$ 98,142</u>
<b>EXPENDITURES</b>				
Capital Outlay	\$ 16,737	\$ 10,289	\$ 169,739	\$ 98,142
TOTAL - EXPENDITURES	<u>\$ 16,737</u>	<u>\$ 10,289</u>	<u>\$ 169,739</u>	<u>\$ 98,142</u>

FUND: GENERAL FUND - 0011  
 FUNCTION: TRANSPORTATION - 54010  
 DEPARTMENT: DEPARTMENT OF PUBLIC WORKS - 94110  
 DIVISION: DPW-DARBY LN SIDEWALKS (LAP) - 34638

	FY 2007 ACTUAL	FY 2008 ACTUAL	FY 2009 BUDGET	FY 2010 APPROVED
TOTAL - REVENUE	\$ 141	\$ 22,992	\$ 208,704	\$ 106,935
	<u>\$ 141</u>	<u>\$ 22,992</u>	<u>\$ 208,704</u>	<u>\$ 106,935</u>
<b>EXPENDITURES</b>				
Capital Outlay	\$ 141	\$ 22,992	\$ 208,704	\$ -
Grants & Aid	-	-	-	106,935
TOTAL - EXPENDITURES	<u>\$ 141</u>	<u>\$ 22,992</u>	<u>\$ 208,704</u>	<u>\$ 106,935</u>

FUND: GENERAL FUND - 0011  
 FUNCTION: TRANSPORTATION - 54010  
 DEPARTMENT: AIRPORT OPERATIONS - 94201  
 DIVISION: AIRPORT/INDUSTRIAL PARK TRANSFER - 01731

	FY 2007 ACTUAL	FY 2008 ACTUAL	FY 2009 BUDGET	FY 2010 APPROVED
TOTAL - REVENUE	\$ -	\$ -	\$ -	\$ -
EXPENDITURES				
Operating Expenses	81,701	84,572	95,868	95,868
TOTAL - EXPENDITURES	\$ 81,701	\$ 84,572	\$ 95,868	\$ 95,868

**FUND:** GENERAL FUND - 0011  
**FUNCTION:** TRANSPORTATION - 54010  
**DEPARTMENT:** WATERWAYS - 94380  
**DIVISION:** WATERWAYS MAINTENANCE - 01461

**MISSION STATEMENT:**

The mission of the Waterways Maintenance Division is to provide safe navigable waters for residents and visitors alike and to protect and enhance the quality of waterways while promoting sound environmental policies and innovative use of resources.

	FY 2007 ACTUAL	FY 2008 ACTUAL	FY 2009 BUDGET	FY 2010 APPROVED
<b>TOTAL - REVENUE</b>	\$ 1,200	\$ 9,358	\$ 1,200	\$ 825
	<b>\$ 1,200</b>	<b>\$ 9,358</b>	<b>\$ 1,200</b>	<b>\$ 825</b>
<b>EXPENDITURES</b>				
Personnel Services	\$ 146,265	\$ 156,176	\$ 175,458	\$ 208,496
Operating Expenses	75,499	136,845	70,102	57,388
Capital Outlay	-	127,096	-	-
<b>TOTAL - EXPENDITURES</b>	<b>\$ 221,764</b>	<b>\$ 420,117</b>	<b>\$ 245,560</b>	<b>\$ 265,884</b>
<b>NET COUNTY SUPPORT</b>	<b>\$ 220,564</b>	<b>\$ 410,760</b>	<b>\$ 244,360</b>	<b>\$ 265,059</b>
<b>AUTHORIZED PERSONNEL</b>	<b>3.00</b>	<b>3.00</b>	<b>3.39</b>	<b>4.00</b>

# **GENERAL FUND**

## **Economic Environment**

**FUND:** GENERAL FUND - 0011  
**FUNCTION:** ECONOMIC ENVIRONMENT - 55010  
**DEPARTMENT:** BUSINESS DEVELOPMENT - 95201  
**DIVISION:** BUSINESS DEVELOPMENT - 01771

**MISSION STATEMENT:**

The mission of the Office of Economic Development is to enhance the economic, employment, and industrial development of Hernando County by promoting a progressive strategy for attracting new businesses, the retention of existing industry, and being a catalyst for the creation of valued employment opportunities.

	FY 2007 ACTUAL	FY 2008 ACTUAL	FY 2009 BUDGET	FY 2010 APPROVED
<b>TOTAL - REVENUE</b>	\$ -	\$ -	\$ 13,770	\$ 24,034
<b>EXPENDITURES</b>				
Personnel Services	\$ 213,979	\$ 237,802	\$ 224,989	\$ 155,559
Operating Expenses	72,037	69,098	58,175	82,064
Capital Outlay	1,711	1,993	-	-
<b>TOTAL - EXPENDITURES</b>	<b>\$ 287,727</b>	<b>\$ 308,893</b>	<b>\$ 283,164</b>	<b>\$ 237,623</b>
<b>NET COUNTY SUPPORT</b>	<b>\$ 287,727</b>	<b>\$ 308,893</b>	<b>\$ 269,394</b>	<b>\$ 213,589</b>
<b>AUTHORIZED PERSONNEL</b>	<b>2.50</b>	<b>3.00</b>	<b>2.50</b>	<b>2.20</b>

**FUND:** GENERAL FUND - 0011  
**FUNCTION:** ECONOMIC ENVIRONMENT - 55010  
**DEPARTMENT:** VETERAN'S SERVICES - 95301  
**DIVISION:** VETERAN'S SERVICES - 01801

**MISSION STATEMENT:**

The mission of the Department of Veteran Services is to assist veterans and their dependents by ensuring that the Hernando County veteran community receives the best possible services through the most effective and efficient methods.

	FY 2007 ACTUAL	FY 2008 ACTUAL	FY 2009 BUDGET	FY 2010 APPROVED
<b>TOTAL - REVENUE</b>	\$ -	\$ -	\$ -	\$ -
<b>EXPENDITURES</b>				
Personnel Services	\$ 195,862	\$ 205,358	\$ 181,140	\$ 154,146
Operating Expenses	19,162	11,269	11,349	7,435
Capital Outlay	2,060	-	-	-
<b>TOTAL - EXPENDITURES</b>	<b>\$ 217,084</b>	<b>\$ 216,627</b>	<b>\$ 192,489</b>	<b>\$ 161,581</b>
<b>NET COUNTY SUPPORT</b>	<b>\$ 217,084</b>	<b>\$ 216,627</b>	<b>\$ 192,489</b>	<b>\$ 161,581</b>
<b>AUTHORIZED PERSONNEL</b>	<b>5.00</b>	<b>5.40</b>	<b>5.54</b>	<b>3.25</b>

FUND: GENERAL FUND - 0011  
 FUNCTION: ECONOMIC ENVIRONMENT - 55010  
 DEPARTMENT: HEALTH AND HUMAN SERVICES - HOUSING - 95420  
 DIVISION: COMM/HUMAN SERVICES - CDBG-HOUSING - 35083

	FY 2007 ACTUAL	FY 2008 ACTUAL	FY 2009 BUDGET	FY 2010 APPROVED
TOTAL - REVENUE	\$ -	\$ 605,181	\$ 650,170	\$ -
	<hr/>	<hr/>	<hr/>	<hr/>
TOTAL - REVENUE	\$ -	\$ 605,181	\$ 650,170	\$ -
<b>EXPENDITURES</b>				
Operating Expense	\$ -	\$ 605,181	\$ 650,170	\$ -
TOTAL - EXPENDITURES	<hr/>	<hr/>	<hr/>	<hr/>
TOTAL - EXPENDITURES	\$ -	\$ 605,181	\$ 650,170	\$ -

FUND: GENERAL FUND - 0011  
 FUNCTION: ECONOMIC ENVIRONMENT - 55010  
 DEPARTMENT: HEALTH AND HUMAN SERVICES - HOUSING - 95420  
 DIVISION: HHS/DCA CDBG/NSP I PROGRAM -35088

	FY 2007 ACTUAL	FY 2008 ACTUAL	FY 2009 BUDGET	FY 2010 APPROVED
TOTAL - REVENUE	\$ -	\$ -	\$ -	\$ 5,547,580
	<hr/>	<hr/>	<hr/>	<hr/>
TOTAL - REVENUE	\$ -	\$ -	\$ -	\$ 5,547,580
<b>EXPENDITURES</b>				
Operating Expense	\$ -	\$ -	\$ -	\$ 93,118
	-	-	-	4,554,462
	-	-	-	900,000
TOTAL - EXPENDITURES	<hr/>	<hr/>	<hr/>	<hr/>
TOTAL - EXPENDITURES	\$ -	\$ -	\$ -	\$ 5,547,580

# **GENERAL FUND**

## **Human Services**

**FUND:** GENERAL FUND - 0011  
**FUNCTION:** HUMAN SERVICES - 56010  
**DEPARTMENT:** ANIMAL SERVICES - 96201  
**DIVISION:** ANIMAL SERVICES - 01421

**MISSION STATEMENT:**

The mission of the Animal Services Division is to operate and maintain an animal shelter, to respond to citizen's service requests about animal related issues, and to enforce County ordinances and State laws to protect the health, safety, and welfare of the citizens and animals of Hernando County.

	FY 2007 ACTUAL	FY 2008 ACTUAL	FY 2009 BUDGET	FY 2010 APPROVED
<b>TOTAL - REVENUE</b>	\$ 275,044	\$ 325,640	\$ 257,600	\$ 237,200
<b>EXPENDITURES</b>				
Personnel Services	\$ 743,094	\$ 777,876	\$ 803,180	\$ 688,120
Operating Expenses	288,043	307,028	331,133	261,962
Capital Outlay	29,698	4,741	9,064	-
Transfers and Reserves	1,500	-	-	-
<b>TOTAL - EXPENDITURES</b>	\$ 1,062,335	\$ 1,089,645	\$ 1,143,377	\$ 950,082
<b>NET COUNTY SUPPORT</b>	\$ 787,291	\$ 764,006	\$ 885,777	\$ 712,882
<b>AUTHORIZED PERSONNEL</b>	16.00	16.00	16.00	14.50

FUND: GENERAL FUND - 0011  
 FUNCTION: HUMAN SERVICES - 56010  
 DEPARTMENT: HEALTH AND HUMAN SERVICES - HEALTH - 96220  
 DIVISION: INDIGENT CARE - 03401

	FY 2007 ACTUAL	FY 2008 ACTUAL	FY 2009 BUDGET	FY 2010 APPROVED
TOTAL - REVENUE	\$ -	\$ -	\$ -	\$ -
EXPENDITURES				
Operating Expenses	\$ 159,700	\$ 127,239	\$ 118,000	\$ 125,000
Grants and Aid	1,180,288	1,356,287	1,253,817	1,098,720
TOTAL - EXPENDITURES	\$ 1,339,988	\$ 1,483,525	\$ 1,371,817	\$ 1,223,720
NET COUNTY SUPPORT	\$ 1,339,988	\$ 1,483,525	\$ 1,371,817	\$ 1,223,720

FUND: GENERAL FUND - 0011  
 FUNCTION: HUMAN SERVICES - 56010  
 DEPARTMENT: HEALTH AND HUMAN SERVICES - HEALTH - 96220  
 DIVISION: CONTRIBUTION HEALTH - 03521

	FY 2007 ACTUAL	FY 2008 ACTUAL	FY 2009 BUDGET	FY 2010 APPROVED
TOTAL - REVENUE	\$ -	\$ -	\$ -	\$ -
EXPENDITURES				
Grants & Aid	\$ 15,835	\$ 13,690	\$ 21,193	\$ 200
TOTAL - EXPENDITURES	\$ 15,835	\$ 13,690	\$ 21,193	\$ 200
NET COUNTY SUPPORT	\$ 15,835	\$ 13,690	\$ 21,193	\$ 200

FUND: GENERAL FUND - 0011  
 FUNCTION: HUMAN SERVICES - 56010  
 DEPARTMENT: HEALTH AND HUMAN SERVICES - MENTAL - 96320  
 DIVISION: CONTRIBUTION MENTAL HEALTH - 03531

	FY 2007 ACTUAL	FY 2008 ACTUAL	FY 2009 BUDGET	FY 2010 APPROVED
TOTAL - REVENUE	\$ -	\$ -	\$ -	\$ -
EXPENDITURES				
Grants & Aid	\$ 687,494	\$ 687,494	\$ 587,494	\$ 587,494
TOTAL - EXPENDITURES	\$ 687,494	\$ 687,494	\$ 587,494	\$ 587,494
NET COUNTY SUPPORT	\$ 687,494	\$ 687,494	\$ 587,494	\$ 587,494

FUND: GENERAL FUND - 0011  
 FUNCTION: HUMAN SERVICES - 56010  
 DEPARTMENT: HEALTH AND HUMAN SERVICES - OTHER - 96920  
 DIVISION: CONTRIBUTION-OTHER SERVICES - 03571

	FY 2007 ACTUAL	FY 2008 ACTUAL	FY 2009 BUDGET	FY 2010 APPROVED
TOTAL - REVENUE	\$ -	\$ -	\$ -	\$ -
EXPENDITURES				
Operating Expenses	\$ -	\$ -	15,000	12,000
TOTAL - EXPENDITURES	\$ -	\$ -	15,000	12,000
NET COUNTY SUPPORT	\$ -	\$ -	15,000	12,000

FUND: GENERAL FUND - 0011  
 FUNCTION: HUMAN SERVICES - 56010  
 DEPARTMENT: HEALTH AND HUMAN SERVICES - PUBLIC ASSISTANCE - 96420  
 DIVISION: WELFARE SERVICES - 03701

	FY 2007 ACTUAL	FY 2008 ACTUAL	FY 2009 BUDGET	FY 2010 APPROVED
TOTAL - REVENUE	\$ -	\$ -	\$ -	\$ -
<b>EXPENDITURES</b>				
Grants & Aid	\$ 72,615	\$ 86,279	\$ 75,975	\$ 43,000
TOTAL - EXPENDITURES	\$ 72,615	\$ 86,279	\$ 75,975	\$ 43,000
NET COUNTY SUPPORT	\$ 72,615	\$ 86,279	\$ 75,975	\$ 43,000

**FUND:** GENERAL FUND - 0011  
**FUNCTION:** HUMAN SERVICES - 56010  
**DEPARTMENT:** HEALTH AND HUMAN SERVICES - PUBLIC ASSISTANCE - 96420  
**DIVISION:** SOCIAL SERVICES - 03711

**MISSION STATEMENT:**

The mission of the Health & Human Services Department is to assist with resolving human service needs through client advocacy and networking solutions and provide for the coordination, evaluation and monitoring of all health and human service contracts, activities, programs and grants provided by Hernando County.

	FY 2007 ACTUAL	FY 2008 ACTUAL	FY 2009 BUDGET	FY 2010 APPROVED
<b>TOTAL - REVENUE</b>	\$ 3,600	\$ -	\$ -	\$ -
<b>EXPENDITURES</b>				
Personnel Services	\$ 273,614	\$ 268,141	\$ 265,328	\$ 290,197
Operating Expenses	16,715	12,542	6,934	5,595
Capital Outlay	1,513	-	-	-
<b>TOTAL - EXPENDITURES</b>	<b>\$ 291,842</b>	<b>\$ 280,684</b>	<b>\$ 272,262</b>	<b>\$ 295,792</b>
<b>NET COUNTY SUPPORT</b>	<b>\$ 288,242</b>	<b>\$ 280,684</b>	<b>\$ 272,262</b>	<b>\$ 295,792</b>
<b>AUTHORIZED PERSONNEL</b>	<b>5.00</b>	<b>4.60</b>	<b>4.23</b>	<b>4.75</b>

# **GENERAL FUND**

## **Culture and Recreation**

**FUND:** GENERAL FUND - 0011  
**FUNCTION:** CULTURE AND RECREATION - 57010  
**DEPARTMENT:** LIBRARY SERVICES - 97101  
**DIVISION:** LIBRARY SERVICES - 04601

**MISSION STATEMENT:**

The mission of the Library Services Department is to provide library and information services to the population of Hernando County. The primary goals are to serve as a popular materials center, reference library, formal education support center and preschoolers door to learning.

	FY 2007 ACTUAL	FY 2008 ACTUAL	FY 2009 BUDGET	FY 2010 APPROVED
<b>TOTAL - REVENUE</b>	\$ 104,643	\$ 93,780	\$ 102,493	\$ 73,975
	<b>\$ 104,643</b>	<b>\$ 93,780</b>	<b>\$ 102,493</b>	<b>\$ 73,975</b>
<b>EXPENDITURES</b>				
Personnel Services	\$ 2,114,802	\$ 2,154,786	\$ 2,061,277	\$ 1,916,004
Operating Expenses	457,536	309,067	351,110	-
Capital Outlay	211,902	208,352	169,156	167,000
<b>TOTAL - EXPENDITURES</b>	<b>\$ 2,784,240</b>	<b>\$ 2,672,205</b>	<b>\$ 2,581,543</b>	<b>\$ 2,083,004</b>
<b>NET COUNTY SUPPORT</b>	<b>\$ 2,679,597</b>	<b>\$ 2,578,425</b>	<b>\$ 2,479,050</b>	<b>\$ 2,009,029</b>
<b>AUTHORIZED PERSONNEL</b>	<b>46.50</b>	<b>49.00</b>	<b>41.10</b>	<b>41.10</b>

FUND: GENERAL FUND - 0011  
 FUNCTION: CULTURE AND RECREATION - 57010  
 DEPARTMENT: LIBRARY SERVICES - 97101  
 DIVISION: LIBRARY-AID TO LIBRARIES GRANT - 37011

	FY 2007 ACTUAL	FY 2008 ACTUAL	FY 2009 BUDGET	FY 2010 APPROVED
TOTAL - REVENUE	\$ 13,525	\$ -	\$ -	\$ -
EXPENDITURES				
Capital Outlay	\$ 13,525	\$ -	\$ -	\$ -
TOTAL - EXPENDITURES	\$ 13,525	\$ -	\$ -	\$ -

FUND: GENERAL FUND - 0011  
 FUNCTION: CULTURE AND RECREATION - 57010  
 DEPARTMENT: LIBRARY SERVICES - 97101  
 DIVISION: LIBRARY - STATE AID EQUALIZATION GRANT - 37012

	FY 2007 ACTUAL	FY 2008 ACTUAL	FY 2009 BUDGET	FY 2010 APPROVED
TOTAL - REVENUE	\$ 1,584,345	\$ 35,442	\$ 1,090,082	\$ 840,158
EXPENDITURES				
Personnel Services	\$ 98,187	\$ 2,505	\$ 106,234	\$ 57,123
Operating Expenses	49,947	179,573	789,752	672,423
Capital Outlay	116,854	46,355	194,096	110,612
TOTAL - EXPENDITURES	\$ 264,988	\$ 228,433	\$ 1,090,082	\$ 840,158
AUTHORIZED PERSONNEL	2.50	0.00	1.00	1.00

FUND: GENERAL FUND - 0011  
 FUNCTION: CULTURE AND RECREATION - 57010  
 DEPARTMENT: LIBRARY SERVICES - 97101  
 DIVISION: LIBRARY-AID TO LIBRARIES - 07 GRANT - 37015

	FY 2007 ACTUAL	FY 2008 ACTUAL	FY 2009 BUDGET	FY 2010 APPROVED
TOTAL - REVENUE	\$ 104,452	\$ -	\$ -	\$ -
EXPENDITURES				
Operating Expenses	\$ 5,402	\$ -	\$ -	\$ -
Capital Outlay	99,050	-	-	-
TOTAL - EXPENDITURES	\$ 104,452	\$ -	\$ -	\$ -

FUND: GENERAL FUND - 0011  
 FUNCTION: CULTURE AND RECREATION - 57010  
 DEPARTMENT: LIBRARY SERVICES - 97101  
 DIVISION: LIBRARY - STATE AID EQUALIZATION -07 GRANT - 37016

	FY 2007 ACTUAL	FY 2008 ACTUAL	FY 2009 BUDGET	FY 2010 APPROVED
TOTAL - REVENUE	\$ 1,828,026	\$ 54,609	\$ 1,828,026	\$ 1,880,034
EXPENDITURES				
Operating Expenses	\$ -	\$ -	\$ -	\$ 104,749
Capital Outlay	1,828,026	-	1,828,026	450,000
Transfers & Reserves				1,325,285
TOTAL - EXPENDITURES	\$ 1,828,026	\$ -	\$ 1,828,026	\$ 1,880,034

FUND: GENERAL FUND - 0011  
 FUNCTION: CULTURE AND RECREATION - 57010  
 DEPARTMENT: LIBRARY SERVICES - 97101  
 DIVISION: LIBRARY - AID TO LIBRARIES -08 GRANT - 37018

	FY 2007 ACTUAL	FY 2008 ACTUAL	FY 2009 BUDGET	FY 2010 APPROVED
TOTAL - REVENUE	\$ -	\$ 100,368	\$ 63,846	\$ -
EXPENDITURES				
Capital Outlay	\$ -	\$ 37,440	\$ 63,846	\$ -
TOTAL - EXPENDITURES	\$ -	\$ 37,440	\$ 63,846	\$ -

FUND: GENERAL FUND - 0011  
 FUNCTION: CULTURE AND RECREATION - 57010  
 DEPARTMENT: LIBRARY SERVICES - 97101  
 DIVISION: LIBRARY - STATE AID EQUALIZATION -08 GRANT - 37019

	FY 2007 ACTUAL	FY 2008 ACTUAL	FY 2009 BUDGET	FY 2010 APPROVED
TOTAL - REVENUE	\$ -	\$ 962,889	\$ 951,130	\$ 957,470
EXPENDITURES				
Operating Expenses	\$ -	\$ -	\$ 601,130	\$ -
Capital Outlay			350,000	-
Transfers & Reserves				957,470
TOTAL - EXPENDITURES	\$ -	\$ -	\$ 951,130	\$ 957,470

FUND: GENERAL FUND - 0011  
 FUNCTION: CULTURE AND RECREATION - 57010  
 DEPARTMENT: LIBRARY SERVICES - 97101  
 DIVISION: LIBRARY-AID TO LIBRARIES - 09 OPER. - 37021

	FY 2007 ACTUAL	FY 2008 ACTUAL	FY 2009 BUDGET	FY 2010 APPROVED
	\$ -	\$ -	\$ 76,554	\$ 49,306
<b>TOTAL - REVENUE</b>	<b>\$ -</b>	<b>\$ -</b>	<b>\$ 76,554</b>	<b>\$ 49,306</b>
<b>EXPENDITURES</b>				
Capital Outlay	\$ -	\$ -	\$ 76,554	\$ 49,306
<b>TOTAL - EXPENDITURES</b>	<b>\$ -</b>	<b>\$ -</b>	<b>\$ 76,554</b>	<b>\$ 49,306</b>

FUND: GENERAL FUND - 0011  
 FUNCTION: CULTURE AND RECREATION - 57010  
 DEPARTMENT: LIBRARY SERVICES - 97101  
 DIVISION: LIBRARY-STATE AID EQUALIZATION - 09 - 37022

	FY 2007 ACTUAL	FY 2008 ACTUAL	FY 2009 BUDGET	FY 2010 APPROVED
	\$ -	\$ -	\$ 648,707	\$ 648,707
<b>TOTAL - REVENUE</b>	<b>\$ -</b>	<b>\$ -</b>	<b>\$ 648,707</b>	<b>\$ 648,707</b>
<b>EXPENDITURES</b>				
Operating Expenses	\$ -	\$ -	\$ 648,707	\$ -
Transfers & Reserves	-	-	-	648,707
<b>TOTAL - EXPENDITURES</b>	<b>\$ -</b>	<b>\$ -</b>	<b>\$ 648,707</b>	<b>\$ 648,707</b>

FUND: GENERAL FUND - 0011  
 FUNCTION: CULTURE AND RECREATION - 57010  
 DEPARTMENT: LIBRARY SERVICES - 97101  
 DIVISION: LIBRARY - GATES COMPUTER UPGRADE DOS GRANT - 37052

	FY 2007 ACTUAL	FY 2008 ACTUAL	FY 2009 BUDGET	FY 2010 APPROVED
	\$ 34,500	\$ -	\$ -	\$ -
<b>TOTAL - REVENUE</b>	<b>\$ 34,500</b>	<b>\$ -</b>	<b>\$ -</b>	<b>\$ -</b>
<b>EXPENDITURES</b>				
Operating Expenses	\$ 505	\$ -	\$ -	\$ -
Capital Outlay	\$ 33,995	-	-	-
<b>TOTAL - EXPENDITURES</b>	<b>\$ 34,500</b>	<b>\$ -</b>	<b>\$ -</b>	<b>\$ -</b>

FUND: GENERAL FUND - 0011  
 FUNCTION: CULTURE AND RECREATION - 57010  
 DEPARTMENT: DEPARTMENT OF PUBLIC WORKS-GRANT - 97210  
 DIVISION: DPW-RUSSELL STREET RAIL ROAD GRANT - 37222

	FY 2007 ACTUAL	FY 2008 ACTUAL	FY 2009 BUDGET	FY 2010 APPROVED
TOTAL - REVENUE	\$ 2,103	\$ -	\$ 60,762	\$ -
EXPENDITURES				
Operating Expenses	\$ -	\$ -	\$ -	\$ -
Grants & Aid	-	632	60,762	-
TOTAL - EXPENDITURES	\$ -	\$ 632	\$ 60,762	\$ -

FUND: GENERAL FUND - 0011  
 FUNCTION: CULTURE AND RECREATION - 57010  
 DEPARTMENT: DEPARTMENT OF PUBLIC WORKS-GRANT - 97210  
 DIVISION: DPW-GOOD NEIGHBORHOOD TRAIL PHASE I - 37223

	FY 2007 ACTUAL	FY 2008 ACTUAL	FY 2009 BUDGET	FY 2010 APPROVED
TOTAL - REVENUE	\$ 7,070	\$ 29,330	\$ 251,893	\$ 97,376
EXPENDITURES				
Operating Expenses	\$ 7,070	\$ -	\$ -	\$ -
Grants & Aid	-	29,330	251,893	97,376
TOTAL - EXPENDITURES	\$ 7,070	\$ 29,330	\$ 251,893	\$ 97,376

**FUND:** GENERAL FUND - 0011  
**FUNCTION:** CULTURE AND RECREATION - 57010  
**DEPARTMENT:** PARKS - 97250  
**DIVISION:** PARKS AND FACILITIES ADMINISTRATION -04441

**MISSION STATEMENT:**

The mission of Parks and Facilities Administration is to acquire, develop, operate and maintain County facilities and the Parks and Recreation System for Hernando County residents, employees and visitors in order to preserve the system for future generations and enhance their quality of life.

	FY 2007 ACTUAL	FY 2008 ACTUAL	FY 2009 BUDGET	FY 2010 APPROVED
<b>TOTAL - REVENUE</b>	\$ -	\$ -	\$ -	\$ -
<b>EXPENDITURES</b>				
Personnel Services	\$ 311,711	\$ 329,820	\$ 317,699	\$ -
Operating Expenses	15,677	14,082	13,782	-
<b>TOTAL - EXPENDITURES</b>	\$ 327,388	\$ 343,902	\$ 331,481	\$ -
<b>NET COUNTY SUPPORT</b>	\$ 327,388	\$ 343,902	\$ 331,481	\$ -
<b>AUTHORIZED PERSONNEL</b>	6.00	5.00	4.61	0.00

Note: Parks and Facilities Administration Division was merged with Facilities 01701, Recreation 04431 & Parks 04451 Divisions for Fiscal Year 2010

**FUND:** GENERAL FUND - 0011  
**FUNCTION:** CULTURE AND RECREATION - 57010  
**DEPARTMENT:** PARKS - 97250  
**DIVISION:** PARKS MAINTENANCE - 04451

**MISSION STATEMENT:**

The mission of the Parks Maintenance Division is to operate and maintain a quality park system that can be enjoyed by all residents and visitors to Hernando County in order to offer citizens opportunities for recreation, improvement of their physical and mental well being and enhancement of their quality of life.

	FY 2007 ACTUAL	FY 2008 ACTUAL	FY 2009 BUDGET	FY 2010 APPROVED
<b>TOTAL - REVENUE</b>	\$ 229,039	\$ 193,360	\$ 208,500	\$ 239,500
	<u>\$ 229,039</u>	<u>\$ 193,360</u>	<u>\$ 208,500</u>	<u>\$ 239,500</u>
<b>EXPENDITURES</b>				
Personnel Services	\$ 1,511,280	\$ 1,513,413	\$ 1,454,403	\$ 1,407,724
Operating Expenses	1,215,881	1,411,685	1,122,909	1,076,988
Capital Outlay	80,527	58,087	-	-
Grants & Aids	-	4,870	-	-
Transfers and Reserves	-	-	8,500	-
<b>TOTAL - EXPENDITURES</b>	<u>\$ 2,807,688</u>	<u>\$ 2,988,056</u>	<u>\$ 2,585,812</u>	<u>\$ 2,484,712</u>
<b>NET COUNTY SUPPORT</b>	<u>\$ 2,578,649</u>	<u>\$ 2,794,696</u>	<u>\$ 2,377,312</u>	<u>\$ 2,245,212</u>
<b>AUTHORIZED PERSONNEL</b>	<u>38.00</u>	<u>37.00</u>	<u>34.00</u>	<u>34.50</u>

FUND: GENERAL FUND - 0011  
 FUNCTION: CULTURE AND RECREATION - 57010  
 DEPARTMENT: RECREATION - 97270  
 DIVISION: RECREATION - 04431

**MISSION STATEMENT:**

The mission of the Recreation Division is to enhance the quality of life for the diverse population of Hernando County by strengthening communities, responding to community challenges, enabling all residents to participate actively or passively in lifelong learning and recreation opportunities and provide methods to assist in sustaining a healthy and positive lifestyle.

	FY 2007 ACTUAL	FY 2008 ACTUAL	FY 2009 BUDGET	FY 2010 APPROVED
TOTAL - REVENUE	\$ 349,405	\$ 307,724	\$ 348,950	\$ 340,219
	<b>\$ 349,405</b>	<b>\$ 307,724</b>	<b>\$ 348,950</b>	<b>\$ 340,219</b>
<b>EXPENDITURES</b>				
Personnel Services	\$ 655,544	\$ 587,882	\$ 539,734	\$ 430,920
Operating Expenses	216,118	193,163	198,002	166,825
Capital Outlay	1,427	-	-	-
<b>TOTAL - EXPENDITURES</b>	<b>\$ 873,089</b>	<b>\$ 781,045</b>	<b>\$ 737,736</b>	<b>\$ 597,745</b>
<b>NET COUNTY SUPPORT</b>	<b>\$ 523,684</b>	<b>\$ 473,321</b>	<b>\$ 388,786</b>	<b>\$ 257,526</b>
<b>AUTHORIZED PERSONNEL</b>	<b>21.18</b>	<b>22.49</b>	<b>14.79</b>	<b>9.18</b>

**FUND:** GENERAL FUND - 0011  
**FUNCTION:** CULTURE AND RECREATION - 57010  
**DEPARTMENT:** CANNERY - 97390  
**DIVISION:** LITTLE ROCK CANNERY - 04881

**MISSION STATEMENT:**

The mission of the Little Rock Cannery is to provide an educational opportunity for citizens to learn innovative food preservation techniques in order to promote awareness about good health and nutrition.

	FY 2007 ACTUAL	FY 2008 ACTUAL	FY 2009 BUDGET	FY 2010 APPROVED
<b>TOTAL - REVENUE</b>	\$ 1,035	\$ 640	\$ 500	\$ 32,907
<b>EXPENDITURES</b>				
Personnel Services	\$ 41,368	\$ 30,701	\$ 42,738	\$ 46,141
Operating Expenses	5,787	6,522	6,427	12,879
<b>TOTAL - EXPENDITURES</b>	\$ 47,155	\$ 37,223	\$ 49,165	\$ 59,020
<b>NET COUNTY SUPPORT</b>	\$ 46,120	\$ 36,583	\$ 48,665	\$ 26,113
<b>AUTHORIZED PERSONNEL</b>	1.00	1.00	0.95	1.00

# **GENERAL FUND**

## **Court-Related General Administration**

FUND: GENERAL FUND - 0011  
 FUNCTION: COURT-RELATED GENERAL ADMINISTRATION - 60010  
 DEPARTMENT: COURT-RELATED - 90600  
 DIVISION: JUDICIAL - 02301

	FY 2007 ACTUAL	FY 2008 ACTUAL	FY 2009 BUDGET	FY 2010 APPROVED
TOTAL - REVENUE	\$ -	\$ -	\$ -	\$ -
<b>EXPENDITURES</b>				
Operating Expenses	\$ -	\$ -	2,000	\$ 1,000
TOTAL - EXPENDITURES	\$ -	\$ -	2,000	\$ 1,000
NET COUNTY SUPPORT	\$ -	\$ -	2,000	\$ 1,000

Funding no longer required for these functions due to the July 1, 2004 Article V implementation. However, funding to cover obligations prior to this date is budgeted.

FUND: GENERAL FUND - 0011  
 FUNCTION: COURT-RELATED GENERAL ADMINISTRATION - 60010  
 DEPARTMENT: COURT-RELATED - 90600  
 DIVISION: GUARDIAN AD LITEM PROGRAM - 02391

	FY 2007 ACTUAL	FY 2008 ACTUAL	FY 2009 BUDGET	FY 2010 APPROVED
TOTAL - REVENUE	\$ -	\$ -	\$ -	\$ -
<b>EXPENDITURES</b>				
Personnel Services	\$ 42,297	\$ 45,032	\$ 46,870	\$ 45,961
Operating Expenses	2,907	2,657	3,000	4,050
TOTAL - EXPENDITURES	\$ 45,204	\$ 47,689	\$ 49,870	\$ 50,011
NET COUNTY SUPPORT	\$ 45,204	\$ 47,689	\$ 49,870	\$ 50,011
AUTHORIZED PERSONNEL	1.00	1.00	1.00	1.00

FUND: GENERAL FUND - 0011  
 FUNCTION: COURT-RELATED GENERAL ADMINISTRATION - 60010  
 DEPARTMENT: COURT-RELATED - 90600  
 DIVISION: PUBLIC DEFENDER-ARTICLE V - 02393

	FY 2007 ACTUAL	FY 2008 ACTUAL	FY 2009 BUDGET	FY 2010 APPROVED
TOTAL - REVENUE	\$ -	\$ -	\$ -	\$ -
EXPENDITURES				
Operating Expenses	\$ 5,349	\$ 3,699	\$ 5,700	\$ 3,804
TOTAL - EXPENDITURES	\$ 5,349	\$ 3,699	\$ 5,700	\$ 3,804
NET COUNTY SUPPORT	\$ 5,349	\$ 3,699	\$ 5,700	\$ 3,804

FUND: GENERAL FUND - 0011  
 FUNCTION: COURT-RELATED GENERAL ADMINISTRATION - 60010  
 DEPARTMENT: COURT-RELATED - 90600  
 DIVISION: STATE ATTORNEY-ARTICLE V - 02394

	FY 2007 ACTUAL	FY 2008 ACTUAL	FY 2009 BUDGET	FY 2010 APPROVED
TOTAL - REVENUE	\$ -	\$ -	\$ -	\$ -
EXPENDITURES				
Operating Expenses	\$ 8,045	\$ 6,668	\$ 12,893	\$ 10,850
TOTAL - EXPENDITURES	\$ 8,045	\$ 6,668	\$ 12,893	\$ 10,850
NET COUNTY SUPPORT	\$ 8,045	\$ 6,668	\$ 12,893	\$ 10,850

FUND: GENERAL FUND - 0011  
 FUNCTION: COURT-RELATED GENERAL ADMINISTRATION - 60010  
 DEPARTMENT: COURT-RELATED - 90600  
 DIVISION: COURT SYSTEM-ARTICLE V - 02395

	FY 2007 ACTUAL	FY 2008 ACTUAL	FY 2009 BUDGET	FY 2010 APPROVED
TOTAL - REVENUE	\$ -	\$ -	\$ -	\$ -
EXPENDITURES				
Operating Expenses	\$ 7,744	\$ 10,734	\$ 11,700	\$ 10,800
TOTAL - EXPENDITURES	\$ 7,744	\$ 10,734	\$ 11,700	\$ 10,800
NET COUNTY SUPPORT	\$ 7,744	\$ 10,734	\$ 11,700	\$ 10,800

# **GENERAL FUND**

## **Debt Service, Transfers and Reserves**

FUND: GENERAL FUND - 0011  
 FUNCTION: DEBT SERVICE/ TRANSFERS/ RESERVES - 58010  
 DEPARTMENT: DEBT SERVICE/ TRANSFERS - 98106  
 DIVISION: DEBT SERVICE/ TRANSFERS - 05901

	FY 2007 ACTUAL	FY 2008 ACTUAL	FY 2009 BUDGET	FY 2010 APPROVED
TOTAL - REVENUE	\$ -	\$ -	\$ -	\$ -
EXPENDITURES				
Debt Services	\$ -	\$ -	\$ -	\$ -
Transfers and Reserves	7,994,520	10,129,276	12,440,936	3,810,000
<b>TOTAL - EXPENDITURES</b>	<b>\$ 7,994,520</b>	<b>\$ 10,129,276</b>	<b>\$ 12,440,936</b>	<b>\$ 3,810,000</b>
<b>NET COUNTY SUPPORT</b>	<b>\$ 7,994,520</b>	<b>\$ 10,129,276</b>	<b>\$ 12,440,936</b>	<b>\$ 3,810,000</b>

**FUND:** GENERAL FUND 0 0011  
**FUNCTION:** DEBT SERVICE / TRANSFERS / RESERVES - 58010  
**DEPARTMENT:** CONTINGENCIES RESERVES - 98107  
**DIVISION:** CONTINGENCIES RESERVES - 05981

	FY 2007 ACTUAL	FY 2008 ACTUAL	FY 2009 BUDGET	FY 2010 APPROVED
<b>TOTAL - REVENUE</b>	\$ -	\$ -	\$ -	\$ -
<b>EXPENDITURES</b>				
Transfers and Reserves	-	-	11,165,049	13,545,943
<b>TOTAL - EXPENDITURES</b>	\$ -	\$ -	\$ 11,165,049	\$ 13,545,943
<b>NET COUNTY SUPPORT</b>	\$ -	\$ -	\$ 11,165,049	\$ 13,545,943

FUND: GENERAL FUND 0 0011  
 FUNCTION: DEBT SERVICE / TRANSFERS / RESERVES - 58010  
 DEPARTMENT: CASH TO BE BROUGHT FORWARD - 98108  
 DIVISION: CASH TO BE BROUGHT FORWARD - 05991

	FY 2007 ACTUAL	FY 2008 ACTUAL	FY 2009 BUDGET	FY 2010 APPROVED
TOTAL - REVENUE	\$ -	\$ -	\$ -	\$ -
EXPENDITURES				
Transfers and Reserves	-	-	10,152,808	7,989,422
TOTAL - EXPENDITURES	\$ -	\$ -	10,152,808	\$ 7,989,422
NET COUNTY SUPPORT	\$ -	\$ -	10,152,808	\$ 7,989,422

# **SPECIAL REVENUE FUNDS**

# **SPECIAL REVENUE FUNDS**

## **General Government**

**FUND:** UTILITY REGULATORY COMMISSION - 1281  
**FUNCTION:** GENERAL GOVERNMENT - 51010  
**DEPARTMENT:** UTILITY REGULATORY COMMISSION - 91102  
**DIVISION:** UTILITY REGULATORY COMMISSION - 02851

	FY 2007 ACTUAL	FY 2008 ACTUAL	FY 2009 BUDGET	FY 2010 APPROVED
<b>TOTAL - REVENUE</b>	\$ 208,730	\$ 193,062	\$ 4,018,659	\$ -
	<b>\$ 208,730</b>	<b>\$ 193,062</b>	<b>\$ 4,018,659</b>	<b>\$ -</b>
<b>EXPENDITURES</b>				
Transfers and Reserves	\$ -	\$ -	\$ 4,018,659	\$ -
<b>TOTAL - EXPENDITURES</b>	<b>\$ -</b>	<b>\$ -</b>	<b>\$ 4,018,659</b>	<b>\$ -</b>

**FUND:** IMPACT FEES - PUBLIC BUILDINGS - 1321  
**FUNCTION:** GENERAL GOVERNMENT - 51010  
**DEPARTMENT:** FACILITIES - 91960  
**DIVISION:** IMPACT FEES - PUBLIC BUILDINGS - 01661

	FY 2007 ACTUAL	FY 2008 ACTUAL	FY 2009 BUDGET	FY 2010 APPROVED
<b>TOTAL - REVENUE</b>	\$ 692,063	\$ 599,987	\$ 2,036,002	\$ 2,496,556
	<b>\$ 692,063</b>	<b>\$ 599,987</b>	<b>\$ 2,036,002</b>	<b>\$ 2,496,556</b>
<b>EXPENDITURES</b>				
Operating Expenses	\$ 27,401	\$ 21,422	\$ 200	\$ 800
Transfers and Reserves	280,000	280,000	2,035,802	2,495,756
<b>TOTAL - EXPENDITURES</b>	<b>\$ 307,401</b>	<b>\$ 301,422</b>	<b>\$ 2,036,002</b>	<b>\$ 2,496,556</b>

# **SPECIAL REVENUE FUNDS**

## **Public Safety**

**FUND:** INTERGOVERNMENTAL RADIO COMMUNICATIONS PROGRAM - 1101  
**FUNCTION:** PUBLIC SAFETY - 52010  
**DEPARTMENT:** 800 MHZ RADIO SYSTEM - 92502  
**DIVISION:** 800 MHZ RADIO SYSTEM - 02481

	FY 2007 ACTUAL	FY 2008 ACTUAL	FY 2009 BUDGET	FY 2010 APPROVED
<b>TOTAL - REVENUE</b>	\$ -	\$ -	\$ -	326,550
	<hr/>	<hr/>	<hr/>	<hr/>
<b>EXPENDITURES</b>				
Operating Expenses	\$ -	\$ -	\$ -	326,550
<b>TOTAL - EXPENDITURES</b>	\$ -	\$ -	\$ -	326,550

FUND: SPRING HILL FIRE RESCUE - 1161  
 FUNCTION: PUBLIC SAFETY - 52010  
 DEPARTMENT: SPRING HILL FIRE RESCUE - 92202

	FY 2007 ACTUAL	FY 2008 ACTUAL	FY 2009 BUDGET	FY 2010 APPROVED
<b>TOTAL - REVENUE</b>	\$ 14,240,696	\$ 12,998,976	\$ 16,345,434	\$ -
<b>EXPENDITURES</b>				
02151 - Administration	\$ 4,389,601	\$ 8	\$ -	\$ -
02161 - Communications	552,119	497,606	382,816	-
02171 - Fire prevention	209,458	-	-	-
02181 - Operations	7,988,946	11,528,982	15,962,618	-
32023 - Online Cont'g Educ Grant	8,100	-	-	-
32137 - Wind Retro Project Grant	20,357	-	-	-
<b>TOTAL - EXPENDITURES</b>	\$ 13,168,581	\$ 12,026,595	\$ 16,345,434	\$ -

FUND: SPRING HILL FIRE RESCUE - 1161  
 FUNCTION: PUBLIC SAFETY - 52010  
 DEPARTMENT: SPRING HILL FIRE RESCUE - 92202  
 DIVISION: SHFR-ADMINISTRATION - 02151

	FY 2007 ACTUAL	FY 2008 ACTUAL	FY 2009 BUDGET	FY 2010 APPROVED
TOTAL - REVENUE	\$ -	\$ -	\$ -	\$ -
<b>EXPENDITURES</b>				
Personnel Services	\$ 1,226,252	\$ 8	\$ -	\$ -
Operating Expenses	952,053	-	-	-
Capital Outlay	1,669,137	-	-	-
Debt Services	535,089	-	-	-
Transfers and Reserves	7,070	-	-	-
TOTAL - EXPENDITURES	\$ 4,389,601	\$ 8	\$ -	\$ -
AUTHORIZED PERSONNEL	13.50	0.00	0.00	0.00

Division 02151-Administration consolidated into Division 02181-Operations as of Fiscal Year 2008.

**FUND:** SPRING HILL FIRE RESCUE - 1161  
**FUNCTION:** PUBLIC SAFETY - 52010  
**DEPARTMENT:** SPRING HILL FIRE RESCUE - 92202  
**DIVISION:** SHFR-COMMUNICATIONS - 02161

**MISSION STATEMENT:**

Spring Hill Fire Rescue is dedicated to meeting community needs by protecting the life, safety, and property of our residents, businesses and guests. This will be accomplished by delivering quality fire prevention, suppression, hazardous materials mitigation and advanced emergency medical services; using the highest standards and codes of professionalism while keeping the public and our personnel's safety priority one.

	FY 2007 ACTUAL	FY 2008 ACTUAL	FY 2009 BUDGET	FY 2010 APPROVED
<b>TOTAL - REVENUE</b>	\$ -	\$ -	\$ -	\$ -
<b>EXPENDITURES</b>				
Personnel Services	\$ 545,460	\$ 483,692	\$ 377,160	\$ -
Operating Expenses	6,659	13,914	5,656	-
<b>TOTAL - EXPENDITURES</b>	<b>\$ 552,119</b>	<b>\$ 497,606</b>	<b>\$ 382,816</b>	<b>\$ -</b>
<b>AUTHORIZED PERSONNEL</b>	<b>12.00</b>	<b>9.50</b>	<b>9.50</b>	<b>0.00</b>

FUND: SPRING HILL FIRE RESCUE - 1161  
 FUNCTION: PUBLIC SAFETY - 52010  
 DEPARTMENT: SPRING HILL FIRE RESCUE - 92202  
 DIVISION: SHFR-FIRE PREVENTION - 02171

	FY 2007 ACTUAL	FY 2008 ACTUAL	FY 2009 BUDGET	FY 2010 APPROVED
TOTAL - REVENUE	\$ -	\$ -	\$ -	\$ -
<b>EXPENDITURES</b>				
Personnel Services	\$ 199,002	\$ -	\$ -	\$ -
Operating Expenses	10,456	-	-	-
TOTAL - EXPENDITURES	\$ 209,458	\$ -	\$ -	\$ -
AUTHORIZED PERSONNEL	9.00	0.00	0.00	0.00

Division 02171-Fire Prevention consolidated into Division 02181-Operations as of Fiscal Year 2008.

**FUND:** SPRING HILL FIRE RESCUE - 1161  
**FUNCTION:** PUBLIC SAFETY - 52010  
**DEPARTMENT:** SPRING HILL FIRE RESCUE - 92202  
**DIVISION:** SHFR-OPERATIONS - 02181

**MISSION STATEMENT:**

Spring Hill Fire Rescue is dedicated to meeting community needs by protecting the life, safety and property of our residents, businesses and guests. This will be accomplished by delivering quality fire prevention, suppression, hazardous materials mitigation and advanced emergency medical services; using the highest standards and codes of professionalism while keeping the public and our personnel's safety priority one.

	FY 2007 ACTUAL	FY 2008 ACTUAL	FY 2009 BUDGET	FY 2010 APPROVED
<b>TOTAL - REVENUE</b>	\$ -	\$ -	\$ -	\$ -
<b>EXPENDITURES</b>				
Personnel Services	\$ 7,714,625	\$ 9,501,094	\$ 10,083,417	\$ -
Operating Expenses	274,321	1,244,359	1,412,805	-
Capital Outlay	-	380,449	241,000	-
Debt Services	-	403,080	333,305	-
Transfers and Reserves	-	-	3,892,091	-
<b>TOTAL - EXPENDITURES</b>	\$ 7,988,946	\$ 11,528,982	\$ 15,962,618	\$ -
<b>AUTHORIZED PERSONNEL</b>	<b>84.00</b>	<b>110.00</b>	<b>110.00</b>	<b>0.00</b>

Divisions 02151-Administration and 02171-Fire Prevention consolidated into Division 02181-Operations as of Fiscal Year 2008.

FUND: SPRING HILL FIRE RESCUE - 1161  
 FUNCTION: PUBLIC SAFETY - 52010  
 DEPARTMENT: SPRING HILL FIRE RESCUE - 92202  
 DIVISION: SHFR-ONLINE CONTINUING EDUCATION GRANT - 32023

	FY 2007 ACTUAL	FY 2008 ACTUAL	FY 2009 BUDGET	FY 2010 APPROVED
TOTAL - REVENUE	\$ 8,100	\$ -	\$ -	\$ -
<b>EXPENDITURES</b>				
Operating Expenses	\$ 8,100	\$ -	\$ -	\$ -
TOTAL - EXPENDITURES	\$ 8,100	\$ -	\$ -	\$ -

FUND: SPRING HILL FIRE RESCUE - 1161  
 FUNCTION: PUBLIC SAFETY - 52010  
 DEPARTMENT: SPRING HILL FIRE RESCUE - 92202  
 DIVISION: SHFR-WIND RETRO PROJECT GRANT - 32137

	FY 2007 ACTUAL	FY 2008 ACTUAL	FY 2009 BUDGET	FY 2010 APPROVED
TOTAL - REVENUE	\$ 20,757	\$ -	\$ -	\$ -
<b>EXPENDITURES</b>				
Personnel Services	\$ 176	\$ -	\$ -	\$ -
Operating Expenses	20,181	-	-	-
TOTAL - EXPENDITURES	\$ 20,357	\$ -	\$ -	\$ -

**FUND:** LAW ENFORCEMENT TRUST FUND - 1201  
**FUNCTION:** PUBLIC SAFETY - 52010  
**DEPARTMENT:** LAW ENFORCEMENT - 92103  
**DIVISION:** LAW ENFORCEMENT TRUST FUND - 02111

	FY 2007 ACTUAL	FY 2008 ACTUAL	FY 2009 BUDGET	FY 2010 APPROVED
<b>TOTAL - REVENUE</b>	\$ 493,172	\$ 280,798	\$ 399,592	\$ 306,000
<b>EXPENDITURES</b>				
Operating Expenses	\$ 145,612	\$ 213,099	\$ 115,498	\$ 99,410
Capital Outlay	48,382	-	30,000	-
Grants and Aid	18,450	45,792	93,000	100,000
Transfers and Reserves	-	2,257	161,094	106,590
<b>TOTAL - EXPENDITURES</b>	\$ 212,444	\$ 261,149	\$ 399,592	\$ 306,000

FUND: CRIME PREVENTION (775.083) - 1202  
 FUNCTION: PUBLIC SAFETY - 52010  
 DEPARTMENT: LAW ENFORCEMENT - 92103  
 DIVISION: CRIME PREVENTION (775.083) - 02113

	FY 2007 ACTUAL	FY 2008 ACTUAL	FY 2009 BUDGET	FY 2010 APPROVED
TOTAL - REVENUE	\$ 82,960	\$ 76,467	\$ 183,741	\$ 167,000
	<hr/>	<hr/>	<hr/>	<hr/>
TOTAL - REVENUE	\$ 82,960	\$ 76,467	\$ 183,741	\$ 167,000
 <b>EXPENDITURES</b>				
Operating Expenses	\$ 46,747	\$ 56,694	\$ 99,016	\$ 75,030
Transfers & Reserves	-	-	84,725	91,970
TOTAL - EXPENDITURES	<hr/>	<hr/>	<hr/>	<hr/>
TOTAL - EXPENDITURES	\$ 46,747	\$ 56,694	\$ 183,741	\$ 167,000

**FUND:** LETF - FEDERAL FORFEITURE - 1204  
**FUNCTION:** PUBLIC SAFETY - 52010  
**DEPARTMENT:** LAW ENFORCEMENT - 92103  
**DIVISION:** LETF - FEDERAL FORFEITURE - 02114

	FY 2007 ACTUAL	FY 2008 ACTUAL	FY 2009 BUDGET	FY 2010 APPROVED
<b>TOTAL - REVENUE</b>	\$ -	\$ 409,966	\$ -	\$ -
<b>EXPENDITURES</b>				
Operating Expenses	\$ -	\$ 159,244	\$ -	\$ -
Capital Outlay	-	250,722	-	-
<b>TOTAL - EXPENDITURES</b>	\$ -	\$ 409,966	\$ -	\$ -

**FUND:** E911 COMMUNICATION SYSTEM - 1251  
**FUNCTION:** PUBLIC SAFETY - 52010  
**DEPARTMENT:** E911 SYSTEM - 92504  
**DIVISION:** E911 SYSTEM - 02131

	FY 2007 ACTUAL	FY 2008 ACTUAL	FY 2009 BUDGET	FY 2010 APPROVED
<b>TOTAL - REVENUE</b>	\$ -	\$ -	\$ -	\$ 946,850
<b>EXPENDITURES</b>				
Personnel Services	\$ -	\$ -	\$ -	\$ 306,700
Operating Expenses	-	-	-	340,150
Capital Outlay	-	-	-	100,000
Debt Services	-	-	-	200,000
<b>TOTAL - EXPENDITURES</b>	\$ -	\$ -	\$ -	\$ 946,850

**FUND:** IMPACT FEES - LAW ENFORCEMENT - 1361  
**FUNCTION:** PUBLIC SAFETY - 52010  
**DEPARTMENT:** LAW ENFORCEMENT - 92103  
**DIVISION:** IMPACT FEES - LAW ENFORCEMENT - 02141

	FY 2007 ACTUAL	FY 2008 ACTUAL	FY 2009 BUDGET	FY 2010 APPROVED
<b>TOTAL - REVENUE</b>	\$ 252,205	\$ 197,887	\$ 874,502	\$ 540,533
<b>EXPENDITURES</b>				
Operating Expenses	\$ 9,133	\$ 45,851	\$ 40,530	\$ 40,530
Capital Outlay	94,415	419,140	475,000	100,000
Transfers and Reserves	-	-	358,972	400,003
<b>TOTAL - EXPENDITURES</b>	\$ 103,548	\$ 464,990	\$ 874,502	\$ 540,533

**FUND:** IMPACT FEES-FIRE - 1371  
**FUNCTION:** PUBLIC SAFETY - 52010  
**DEPARTMENT:** HERNANDO COUNTY FIRE RESCUE - 92202  
**DIVISION:** IMPACT FEE-FIRE - 02271

	FY 2007 ACTUAL	FY 2008 ACTUAL	FY 2009 BUDGET	FY 2010 APPROVED
<b>TOTAL - REVENUE</b>	\$ 7,490	\$ 173	\$ 10,925	\$ -
<b>EXPENDITURES</b>				
Capital Outlay	\$ -	\$ -	\$ 10,925	\$ -
<b>TOTAL - EXPENDITURES</b>	\$ -	\$ -	\$ 10,925	\$ -

**FUND:** IMPACT FEES-FIRE-SPRING HILL FIRE RESCUE - 1372  
**FUNCTION:** PUBLIC SAFETY - 52010  
**DEPARTMENT:** SPRING HILL FIRE RESCUE - 92202  
**DIVISION:** IMPACT FEE-FIRE-SPRING HILL FIRE RESCUE - 02272

	FY 2007 ACTUAL	FY 2008 ACTUAL	FY 2009 BUDGET	FY 2010 APPROVED
<b>TOTAL - REVENUE</b>	\$ 69,068	\$ 96,807	\$ 302,886	\$ -
<b>EXPENDITURES</b>				
Operating Expenses	\$ 28	\$ 75	\$ 100	\$ -
Transfers and Reserves	-	-	302,786	-
<b>TOTAL - EXPENDITURES</b>	\$ 28	\$ 75	\$ 302,886	\$ -

**FUND:** IMPACT FEES-FIRE-HERNANDO BEACH - 1373  
**FUNCTION:** PUBLIC SAFETY - 52010  
**DEPARTMENT:** HERNANDO BEACH VOLUNTEER FIRE - 92203  
**DIVISION:** IMPACT FEE - FIRE- HERNANDO BEACH - 02273

	FY 2007 ACTUAL	FY 2008 ACTUAL	FY 2009 BUDGET	FY 2010 APPROVED
<b>TOTAL - REVENUE</b>	\$ 5,580	\$ 3,992	\$ 5,722	\$ 200
<b>EXPENDITURES</b>				
Operating Expenses	\$ 16	\$ 19	\$ 10	\$ 5
Capital Outlay	-	47,046	1,460	-
Transfer & Reserves	-	-	4,252	195
<b>TOTAL - EXPENDITURES</b>	\$ 16	\$ 47,065	\$ 5,722	\$ 200

**FUND:** IMPACT FEES-FIRE-HERNANDO COUNTY FIRE RESCUE - 1374  
**FUNCTION:** PUBLIC SAFETY - 52010  
**DEPARTMENT:** HERNANDO COUNTY FIRE RESCUE - 92240  
**DIVISION:** IMPACT FEE-FIRE-HERNANDO COUNTY FIRE RESCUE - 02274

	FY 2007 ACTUAL	FY 2008 ACTUAL	FY 2009 BUDGET	FY 2010 APPROVED
<b>TOTAL - REVENUE</b>	\$ 310,062	\$ 191,216	\$ 1,642,216	\$ 985,667
	<b>\$ 310,062</b>	<b>\$ 191,216</b>	<b>\$ 1,642,216</b>	<b>\$ 985,667</b>
<b>EXPENDITURES</b>				
Operating Expenses	\$ 332	\$ 421	\$ 374	\$ 500
Capital Outlay	-	-	672,000	672,000
Debt Services	96,097	97,604	98,905	-
Transfers and Reserves	11,227	-	870,937	313,167
<b>TOTAL - EXPENDITURES</b>	<b>\$ 107,656</b>	<b>\$ 98,024</b>	<b>\$ 1,642,216</b>	<b>\$ 985,667</b>

**FUND:** IMPACT FEES-AMBULANCE - 1381  
**FUNCTION:** PUBLIC SAFETY - 52010  
**DEPARTMENT:** HERNANDO COUNTY FIRE RESCUE - AMBULANCE/RESCUE SERVICE - 92640  
**DIVISION:** IMPACT FEES-AMBULANCE - 02471

	FY 2007 ACTUAL	FY 2008 ACTUAL	FY 2009 BUDGET	FY 2010 APPROVED
<b>TOTAL - REVENUE</b>	\$ 44,921	\$ 27,908	\$ 65,776	\$ 19,176
	<b>\$ 44,921</b>	<b>\$ 27,908</b>	<b>\$ 65,776</b>	<b>\$ 19,176</b>
<b>EXPENDITURES</b>				
Operating Expenses	\$ 43	\$ 50	\$ 46	\$ 40
Capital Outlay	-	95,488	48,481	-
Transfers and Reserves	-	-	17,249	19,136
<b>TOTAL - EXPENDITURES</b>	<b>\$ 43</b>	<b>\$ 95,538</b>	<b>\$ 65,776</b>	<b>\$ 19,176</b>

FUND: HERNANDO COUNTY FIRE RESCUE-FIRE - 1601  
 FUNCTION: PUBLIC SAFETY - 52010  
 DEPARTMENT: HERNANDO COUNTY FIRE RESCUE - 92240

	FY 2007 ACTUAL	FY 2008 ACTUAL	FY 2009 BUDGET	FY 2010 APPROVED
<b>TOTAL - REVENUE</b>	\$ 8,989,921	\$ 10,984,884	\$ 12,862,213	\$ 14,086,184
<b>EXPENDITURES</b>				
02281 - HCFR Fire	\$ 8,002,000	\$ 8,788,787	\$ 12,076,761	\$ 13,219,944
32026 - FEMA Safer Grant	284,675	666,194	785,452	866,240
32028 - FEMA Fire Safety Grant	142,679	-	-	-
<b>TOTAL - EXPENDITURES</b>	\$ 8,429,354	\$ 9,454,981	\$ 12,862,213	\$ 14,086,184

**FUND:** HERNANDO COUNTY FIRE RESCUE-FIRE - 1601  
**FUNCTION:** PUBLIC SAFETY - 52010  
**DEPARTMENT:** HERNANDO COUNTY FIRE RESCUE - 92240  
**DIVISION:** HERNANDO COUNTY FIRE RESCUE-FIRE - 02281

**MISSION STATEMENT:**

The mission of the Fire Division is to provide highly proficient and cost-effective fire prevention and pre-hospital emergency medical non-transport Advanced Life Support (ALS) service, within the 419 square mile fire service area, to minimize loss of life and property due to the effects of fire, injuries from natural and man-made accidents, illnesses, disasters, hazardous material spills, and other emergencies.

	FY 2007 ACTUAL	FY 2008 ACTUAL	FY 2009 BUDGET	FY 2010 APPROVED
<b>TOTAL - REVENUE</b>	\$ -	\$ -	\$ -	\$ -
<b>EXPENDITURES</b>				
Personnel Services	\$ 5,589,405	\$ 5,878,085	\$ 6,442,197	\$ 7,537,253
Operating Expenses	2,074,168	2,321,457	2,392,513	2,284,128
Capital Outlay	88,561	37,473	6,400	84,800
Debt Services	97,085	93,181	93,180	85,209
Transfers and Reserves	152,781	458,591	3,142,471	3,228,554
<b>TOTAL - EXPENDITURES</b>	<b>\$ 8,002,000</b>	<b>\$ 8,788,787</b>	<b>\$ 12,076,761</b>	<b>\$ 13,219,944</b>
<b>AUTHORIZED PERSONNEL</b>	<b>67.08</b>	<b>77.31</b>	<b>68.11</b>	<b>75.46</b>

FUND: HERNANDO COUNTY FIRE RESCUE-FIRE - 1601  
 FUNCTION: PUBLIC SAFETY - 52010  
 DEPARTMENT: HERNANDO COUNTY FIRE RESCUE-FIRE - 92540  
 DIVISION: HCFR-FEMA SAFER GRANT - 32026

	FY 2007 ACTUAL	FY 2008 ACTUAL	FY 2009 BUDGET	FY 2010 APPROVED
TOTAL - REVENUE	\$ 284,675	\$ 808,009	\$ 785,447	\$ 866,240
EXPENDITURES				
Personnel Services	\$ 284,675	\$ 666,194	\$ 785,452	\$ 866,240
TOTAL - EXPENDITURES	\$ 284,675	\$ 666,194	\$ 785,452	\$ 866,240
AUTHORIZED PERSONNEL	12.00	7.27	11.85	12.00

FUND: HERNANDO COUNTY FIRE RESCUE-FIRE - 1601  
 FUNCTION: PUBLIC SAFETY - 52010  
 DEPARTMENT: HERNANDO COUNTY FIRE RESCUE-FIRE - 92540  
 DIVISION: HCFRD-FEMA FIRE SAFETY - 32028

	FY 2007 ACTUAL	FY 2008 ACTUAL	FY 2009 BUDGET	FY 2010 APPROVED
TOTAL - REVENUE	\$ 108,100	\$ -	\$ -	\$ -
EXPENDITURES				
Capital Outlay	\$ 142,679	\$ -	\$ -	\$ -
TOTAL - EXPENDITURES	\$ 142,679	\$ -	\$ -	\$ -

**FUND:** HERNANDO COUNTY FIRE RESCUE-EMERGENCY MEDICAL SERVICES - 1651  
**FUNCTION:** PUBLIC SAFETY - 52010  
**DEPARTMENT:** HERNANDO COUNTY FIRE RESCUE-EMERGENCY MEDICAL SERVICES - 92640  
**DIVISION:** HERNANDO COUNTY FIRE RESCUE-EMERGENCY MEDICAL SERVICES - 02461

**MISSION STATEMENT:**

The mission of the Emergency Medical Services (EMS) division is to provide highly proficient and cost-effective pre-hospital emergency medical Advanced Life Support (ALS) transport service, within the 433 square mile EMS service area, to minimize loss of life and the effects of sickness or injuries from natural and man-made accidents, illness, disasters, and other emergencies.

	FY 2007 ACTUAL	FY 2008 ACTUAL	FY 2009 BUDGET	FY 2010 APPROVED
<b>TOTAL - REVENUE</b>	\$ 6,918,342	\$ 6,382,142	\$ 8,289,153	\$ 7,634,075
<b>EXPENDITURES</b>				
Personnel Services	\$ 3,674,580	\$ 4,179,416	\$ 4,835,218	\$ 4,117,599
Operating Expenses	1,722,281	1,736,452	1,884,924	1,769,445
Capital Outlay	8,985	41,842	12,000	48,550
Grants and Aid	4,379	3,852	5,819	5,819
Transfers and Reserves	-	-	1,551,192	1,692,662
<b>TOTAL - EXPENDITURES</b>	\$ 5,410,225	\$ 5,961,561	\$ 8,289,153	\$ 7,634,075
<b>AUTHORIZED PERSONNEL</b>	<b>49.30</b>	<b>52.35</b>	<b>55.44</b>	<b>47.94</b>

**FUND:** D SLOSBERG DRIVER EDUCATION SAFETY - 1741  
**FUNCTION:** PUBLIC SAFETY - 52010  
**DEPARTMENT:** D SLOSBERG DRIVER EDUCATION SAFETY - 92901  
**DIVISION:** D SLOSBERG DRIVER EDUCATION SAFETY - 02602

	FY 2007 ACTUAL	FY 2008 ACTUAL	FY 2009 BUDGET	FY 2010 APPROVED
<b>TOTAL - REVENUE</b>	\$ 99,832	\$ 82,828	\$ 353,955	\$ 412,500
	<b>\$ 99,832</b>	<b>\$ 82,828</b>	<b>\$ 353,955</b>	<b>\$ 412,500</b>
<b>EXPENDITURES</b>				
Grants and Aid	\$ -	\$ -	\$ 353,955	\$ 412,500
<b>TOTAL - EXPENDITURES</b>	<b>\$ -</b>	<b>\$ -</b>	<b>\$ 353,955</b>	<b>\$ 412,500</b>

FUND: SPRING HILL FIRE HYDRANT ASSESSMENT - 7011  
 FUNCTION: PUBLIC SAFETY - 52010  
 DEPARTMENT: SPRING HILL FIRE RESCUE - 92202  
 DIVISION: SPRING HILL HYDRANTS PH 4, 90, 91 - 09011

	FY 2007 ACTUAL	FY 2008 ACTUAL	FY 2009 BUDGET	FY 2010 APPROVED
TOTAL - REVENUE	\$ 10,683	\$ 9,812	\$ 197,699	\$ 198,000
	<b>\$ 10,683</b>	<b>\$ 9,812</b>	<b>\$ 197,699</b>	<b>\$ 198,000</b>
<b>EXPENDITURES</b>				
Operating Expenses	\$ 2,778	\$ 5,516	\$ 33,300	\$ 170,110
Transfers and Reserves	-	-	164,399	27,890
TOTAL - EXPENDITURES	<b>\$ 2,778</b>	<b>\$ 5,516</b>	<b>\$ 197,699</b>	<b>\$ 198,000</b>

FUND: HERNANDO BEACH MUNICIPAL FIRE - 7021  
 FUNCTION: PUBLIC SAFETY - 52010  
 DEPARTMENT: HERNANDO BEACH MUNICIPAL FIRE - 92203  
 DIVISION: HERNANDO BEACH MUNICIPAL FIRE PHASE 51 - 09021

	FY 2007 ACTUAL	FY 2008 ACTUAL	FY 2009 BUDGET	FY 2010 APPROVED
TOTAL - REVENUE	\$ 175,576	\$ 174,656	\$ 306,824	\$ 219,577
	<b>\$ 175,576</b>	<b>\$ 174,656</b>	<b>\$ 306,824</b>	<b>\$ 219,577</b>
<b>EXPENDITURES</b>				
Personnel Services	\$ -	\$ 3,900	\$ 3,300	\$ 5,000
Operating Expenses	110,426	123,018	147,536	136,302
Capital Outlay	9,563	8,999	70,476	7,500
Reserves	-	-	85,512	70,775
TOTAL - EXPENDITURES	<b>\$ 119,989</b>	<b>\$ 135,917</b>	<b>\$ 306,824</b>	<b>\$ 219,577</b>

FUND: DOGWOOD ESTATES FIRE HYDRANT - 7311  
 FUNCTION: PUBLIC SAFETY - 52010  
 DEPARTMENT: HERNANDO COUNTY FIRE RESCUE - 92240  
 DIVISION: DOGWOOD ESTATES FIRE PH 62 -09311

	FY 2007 ACTUAL	FY 2008 ACTUAL	FY 2009 BUDGET	FY 2010 APPROVED
TOTAL - REVENUE	\$ 12,177	\$ 11,830	\$ 138,521	\$ 135,000
	<b>\$ 12,177</b>	<b>\$ 11,830</b>	<b>\$ 138,521</b>	<b>\$ 135,000</b>
<b>EXPENDITURES</b>				
Operating Expenses	\$ 258	\$ 1,106	\$ 1,114	\$ 476
Capital Outlay	-	-	137,407	134,524
TOTAL - EXPENDITURES	<b>\$ 258</b>	<b>\$ 1,106</b>	<b>\$ 138,521</b>	<b>\$ 135,000</b>

FUND: SPRING HILL FIRE RESCUE TAX DISTRICT - 7551  
 FUNCTION: PUBLIC SAFETY - 52010  
 DEPARTMENT: SPRING HILL FIRE RESCUE - 92202  
 DIVISION: SPRING HILL FIRE RESCUE TAX DISTRICT - 09551

	FY 2007 ACTUAL	FY 2008 ACTUAL	FY 2009 BUDGET	FY 2010 APPROVED
TOTAL - REVENUE	\$ 10,822,749	\$ 11,059,774	\$ 9,996,581	\$ -
	<b>\$ 10,822,749</b>	<b>\$ 11,059,774</b>	<b>\$ 9,996,581</b>	<b>\$ -</b>
<b>EXPENDITURES</b>				
Operating Expenses	\$ 10,938,547	\$ 10,774,165	\$ 9,700,973	\$ -
Transfers and Reserves	-	-	295,608	-
TOTAL - EXPENDITURES	<b>\$ 10,938,547</b>	<b>\$ 10,774,165</b>	<b>\$ 9,996,581</b>	<b>\$ -</b>

# **SPECIAL REVENUE FUNDS**

## **Physical Environment**

FUND: SENSITIVE LANDS - 1231  
 FUNCTION: PHYSICAL ENVIRONMENT - 53010  
 DEPARTMENT: SENSITIVE LANDS - 93701

	FY 2007 ACTUAL	FY 2008 ACTUAL	FY 2009 BUDGET	FY 2010 APPROVED
<b>TOTAL - REVENUE</b>	\$ 1,324,922	\$ 1,683,056	\$ 6,722,919	\$ 5,620,754
	<b>\$ 1,324,922</b>	<b>\$ 1,683,056</b>	<b>\$ 6,722,919</b>	<b>\$ 5,620,754</b>
<b>EXPENDITURES</b>				
02801 - Sensitive Lands	\$ 185,152	\$ 2,516,415	\$ 6,149,059	\$ 5,166,894
33225 - Peck Sink Stmwtr Grant	-	-	573,860	453,860
<b>TOTAL - EXPENDITURES</b>	<b>\$ 185,152</b>	<b>\$ 2,516,415</b>	<b>\$ 6,722,919</b>	<b>\$ 5,620,754</b>

**FUND:** SENSITIVE LANDS - 1231  
**FUNCTION:** PHYSICAL ENVIRONMENT - 53010  
**DEPARTMENT:** SENSITIVE LANDS - 93701  
**DIVISION:** SENSITIVE LANDS - 02801

**MISSION STATEMENT:**

The mission of the Sensitive Lands Program is to provide for the preservation or improvement of environmentally sensitive lands and habitats for endangered or threatened species of special concern located in Hernando County, Florida by effectively and efficiently utilizing the 1/10 mill tax level approved by voter referendum.

	FY 2007 ACTUAL	FY 2008 ACTUAL	FY 2009 BUDGET	FY 2010 APPROVED
<b>TOTAL - REVENUE</b>	\$ -	\$ -	\$ -	\$ -
<b>EXPENDITURES</b>				
Personnel Services	\$ 41,372	\$ 64,740	\$ 108,746	\$ 101,810
Operating Expenses	135,754	102,916	191,716	254,455
Capital Outlay	7,372	2,348,203	205,800	1,322,000
Grants and Aid	654	557	840	865
Transfers and Reserves	-	-	5,641,957	3,487,764
<b>TOTAL - EXPENDITURES</b>	<b>\$ 185,152</b>	<b>\$ 2,516,415</b>	<b>\$ 6,149,059</b>	<b>\$ 5,166,894</b>
<b>AUTHORIZED PERSONNEL</b>	<b>1.00</b>	<b>1.00</b>	<b>1.50</b>	<b>1.50</b>

FUND: SENSITIVE LANDS - 1231  
 FUNCTION: PHYSICAL ENVIRONMENT - 53010  
 DEPARTMENT: SENSITIVE LANDS - 93701  
 DIVISION: PLANNING-PECK SINK STORMWATER PROJECT GRANT - 33225

	FY 2007 ACTUAL	FY 2008 ACTUAL	FY 2009 BUDGET	FY 2010 APPROVED
TOTAL - REVENUE	\$ -	\$ 426,555	\$ 573,860	\$ 453,860
EXPENDITURES				
Operating Expenses	\$ -	\$ -	\$ 573,860	\$ 453,860
TOTAL - EXPENDITURES	\$ -	\$ -	\$ 573,860	\$ 453,860

**FUND:** LANDSCAPE ENHANCEMENT - 1431  
**FUNCTION:** PHYSICAL ENVIRONMENT - 53010  
**DEPARTMENT:** PARKS - PHYSICAL ENVIRONMENT - 93950  
**DIVISION:** LANDSCAPE ENHANCEMENT - 02631

	FY 2007 ACTUAL	FY 2008 ACTUAL	FY 2009 BUDGET	FY 2010 APPROVED
<b>TOTAL - REVENUE</b>	\$ 49,251	\$ 90,727	\$ 215,576	\$ 218,277
	<b>\$ 49,251</b>	<b>\$ 90,727</b>	<b>\$ 215,576</b>	<b>\$ 218,277</b>
<b>EXPENDITURES</b>				
Personnel Services	25,926	9,794	20,008	18,897
Operating Expenses	1,028	723	956	1,978
Transfers and Reserves	-	-	194,612	197,402
<b>TOTAL - EXPENDITURES</b>	<b>\$ 26,954</b>	<b>\$ 10,517</b>	<b>\$ 215,576</b>	<b>\$ 218,277</b>
<b>AUTHORIZED PERSONNEL</b>	<b>1.00</b>	<b>1.00</b>	<b>0.50</b>	<b>0.50</b>

**FUND:** RIVER RUN/WATERS-WASTEWATER-SEWER MSBU - 7061  
**FUNCTION:** PHYSICAL ENVIRONMENT - 53010  
**DEPARTMENT:** HERNANDO COUNTY UTILITIES - 93630  
**DIVISION:** RIVER RUN/WATERS-WASTEWATER-SEWER MSBU - 09061

	FY 2007 ACTUAL	FY 2008 ACTUAL	FY 2009 BUDGET	FY 2010 APPROVED
<b>TOTAL - REVENUE</b>	\$ -	\$ -	193,501	\$ 608,407
	<b>\$ -</b>	<b>\$ -</b>	<b>193,501</b>	<b>\$ 608,407</b>
<b>EXPENDITURES</b>				
Operating Expenses	-	5,866	-	5,053
Capital Outlay	-	201,013	193,501	-
Debt Services	-	-	-	63,390
Transfers & Reserves	-	-	-	539,964
<b>TOTAL - EXPENDITURES</b>	<b>\$ -</b>	<b>206,879</b>	<b>193,501</b>	<b>\$ 608,407</b>

FUND:  
 FUNCTION:

STORMWATER MANAGEMENT MUNICIPAL SERVICE TAXING UNIT - 7552  
 PHYSICAL ENVIRONMENT - 53010

	FY 2007 ACTUAL	FY 2008 ACTUAL	FY 2009 BUDGET	FY 2010 APPROVED
<b>TOTAL - REVENUE</b>	\$ 1,479,838	\$ 1,481,330	\$ 4,900,117	\$ 5,328,346
	<b>\$ 1,479,838</b>	<b>\$ 1,481,330</b>	<b>\$ 4,900,117</b>	<b>\$ 5,328,346</b>
<b>EXPENDITURES</b>				
09552 - Stormwater Mgmt MSTU	\$ 808,589	\$ 466,466	\$ 4,611,579	\$ 4,605,189
33212 - SW Public Educ Grant	1,445	2,203	38,538	35,586
33226 - Peck Sink SW Drng Grant	-	-	250,000	687,571
<b>TOTAL - EXPENDITURES</b>	<b>\$ 810,034</b>	<b>\$ 468,669</b>	<b>\$ 4,900,117</b>	<b>\$ 5,328,346</b>

**FUND:** STORMWATER MANAGEMENT MUNICIPAL SERVICE TAXING UNIT - 7552  
**FUNCTION:** PHYSICAL ENVIRONMENT - 53010  
**DEPARTMENT:** STORMWATER MANAGEMENT MUNICIPAL SERVICE TAXING UNIT - 93810  
**DIVISION:** STORMWATER MANAGEMENT MUNICIPAL SERVICE TAXING UNIT - 09552

The mission of the Stormwater Management Program is to provide comprehensive management and control of Stormwater throughout the County, cooperative watershed study and management with the Southwest Florida Water Management District, accomplishment of the National Pollution Discharge Elimination System certification and elimination of drainage and flooding concerns for the Board of County Commissioners, County staff, other Governmental agencies and the residents of Hernando County in order to preserve and improve their health, safety and quality of life.

	FY 2007 ACTUAL	FY 2008 ACTUAL	FY 2009 BUDGET	FY 2010 APPROVED
<b>TOTAL - REVENUE</b>	\$ -	\$ -	\$ -	\$ -
<b>EXPENDITURES</b>				
Personnel Services	\$ 131,548	\$ 140,297	\$ 145,167	\$ 133,553
Operating Expenses	663,650	239,046	1,002,579	719,527
Capital Outlay	12,509	85,358	15,000	-
Grants and Aid	882	751	800	1,054
Transfers and Reserves	-	1,013	3,448,033	3,751,055
<b>TOTAL - EXPENDITURES</b>	<b>\$ 808,589</b>	<b>\$ 466,466</b>	<b>\$ 4,611,579</b>	<b>\$ 4,605,189</b>
<b>AUTHORIZED PERSONNEL</b>	<b>2.00</b>	<b>2.00</b>	<b>2.00</b>	<b>2.00</b>

FUND: STORMWATER MANAGEMENT MUNICIPAL SERVICE TAXING UNIT - 7552  
 FUNCTION: PHYSICAL ENVIRONMENT - 53010  
 DEPARTMENT: STORMWATER PUBLIC EDUCATION - 93910  
 DIVISION: STORMWATER PUBLIC EDUCATION GRANT - 33212

	FY 2007 ACTUAL	FY 2008 ACTUAL	FY 2009 BUDGET	FY 2010 APPROVED
TOTAL - REVENUE	\$ 723	\$ 21,473	\$ 38,538	\$ 35,586
	<u>\$ 723</u>	<u>\$ 21,473</u>	<u>\$ 38,538</u>	<u>\$ 35,586</u>
<b>EXPENDITURES</b>				
Operating Expenses	\$ 1,445	\$ 2,203	\$ 38,538	\$ 35,586
TOTAL - EXPENDITURES	<u>\$ 1,445</u>	<u>\$ 2,203</u>	<u>\$ 38,538</u>	<u>\$ 35,586</u>

FUND: STORMWATER MANAGEMENT MUNICIPAL SERVICE TAXING UNIT - 7552  
 FUNCTION: PHYSICAL ENVIRONMENT - 53010  
 DEPARTMENT: STORMWATER PUBLIC EDUCATION - 93910  
 DIVISION: PECK SINK STORMWATER DRAINAGE GRANT - 33226

	FY 2007 ACTUAL	FY 2008 ACTUAL	FY 2009 BUDGET	FY 2010 APPROVED
TOTAL - REVENUE	\$ -	\$ -	\$ 250,000	\$ 687,571
	<u>\$ -</u>	<u>\$ -</u>	<u>\$ 250,000</u>	<u>\$ 687,571</u>
<b>EXPENDITURES</b>				
Capital Outlay	-	-	250,000	687,571
TOTAL - EXPENDITURES	<u>\$ -</u>	<u>\$ -</u>	<u>\$ 250,000</u>	<u>\$ 687,571</u>

# **SPECIAL REVENUE FUNDS**

## **Transportation**

FUND: TRANSPORTATION TRUST FUND - 1011  
 FUNCTION: TRANSPORTATION - 54010  
 DEPARTMENT: DEPARTMENT OF PUBLIC WORKS - 94110

	FY 2007 ACTUAL	FY 2008 ACTUAL	FY 2009 BUDGET	FY 2010 APPROVED
<b>TOTAL - REVENUE</b>	\$ 12,124,388	\$ 11,956,433	\$ 26,528,247	\$ 16,971,859
<b>EXPENDITURES</b>				
03051 - Road Maintenance	\$ 4,577,737	\$ 4,427,642	\$ 4,201,210	\$ 3,890,407
03071 - Administration	677,905	885,589	922,965	862,544
03081 - Traffic	1,120,383	902,807	732,837	706,991
03101 - Capital Improv Program	1,105,255	775,859	3,512,723	2,245,256
03151 - Debt Service/Transfers/Re	1,298,300	605,793	7,756,878	5,043,160
34491 - DPW-Elgin Powell ROW Ac	-	-	2,000,000	1,178,805
34545 - DPW-LAP/STIM Burwell I	-	-	279,563	17,063
34546 - DPW-LAP/STIM Citrus Wy	-	-	762,757	46,555
34547 - DPW-LAP/STIM Delt 50/N	-	-	251,664	16,464
34548 - DPW-LAP/STIM Delt SH/I	-	-	740,400	740,400
34551 - DPW/COB-LAP/STIM No	-	-	241,465	15,798
34642 - DPW-Suncoast Rstrm Grant	99	42,055	407,300	394,407
34652 - DPW-JPA/HS EEEE Traffic	-	-	378,644	373,888
34653 - DPW-LAP/STIM Mariner I	-	-	814,015	49,682
34654 - DPW-LAP/STIM SH Mar/	-	-	893,110	54,509
34655 - DPW-LAP/STIM SH Pnhrs	-	-	281,586	17,186
34656 - DPW-LAP/STIM Yontz Rd	-	-	276,140	16,855
01352 - Engineering	1,680,077	1,497,078	1,330,568	1,301,889
34544 - Eng-CR 550 Cortez Blvd Gr	-	64,126	744,422	-
<b>TOTAL - EXPENDITURES</b>	\$ 5,882,019	\$ 4,709,181	\$ 21,582,615	\$ 13,081,452

**FUND:** TRANSPORTATION TRUST FUND - 1011  
**FUNCTION:** TRANSPORTATION - 54010  
**DEPARTMENT:** DEPARTMENT OF PUBLIC WORKS - 94110  
**DIVISION:** ROAD MAINTENANCE - 03051

**MISSION STATEMENT:**

The mission of the Road Maintenance division is to provide routine repair and preventative maintenance of the county road network utilizing strategic maintenance management techniques. The division will deliver quality and responsive customer service with an emphasis on "doing it right the first time".

	FY 2007 ACTUAL	FY 2008 ACTUAL	FY 2009 BUDGET	FY 2010 APPROVED
<b>TOTAL - REVENUE</b>	\$ -	\$ -	\$ -	\$ -
<b>EXPENDITURES</b>				
Personnel Services	\$ 2,720,106	\$ 2,869,107	\$ 3,231,983	\$ 2,959,768
Operating Expenses	1,841,285	1,553,632	953,227	926,639
Capital Outlay	16,346	4,904	16,000	4,000
<b>TOTAL - EXPENDITURES</b>	\$ 4,577,737	\$ 4,427,642	\$ 4,201,210	\$ 3,890,407
<b>AUTHORIZED PERSONNEL</b>	<b>62.00</b>	<b>64.00</b>	<b>60.00</b>	<b>60.00</b>

**FUND:** TRANSPORTATION TRUST FUND - 1011  
**FUNCTION:** TRANSPORTATION - 54010  
**DEPARTMENT:** DEPARTMENT OF PUBLIC WORKS - 94110  
**DIVISION:** ADMINISTRATION - 03071

**MISSION STATEMENT:**

The mission of the Public Works Administration division is to provide administrative and managerial support for the Road Maintenance, Traffic, Capital Improvement, Engineering, Mosquito Control, and Fleet divisions.

	FY 2007 ACTUAL	FY 2008 ACTUAL	FY 2009 BUDGET	FY 2010 APPROVED
<b>TOTAL - REVENUE</b>	\$ -	\$ -	\$ -	\$ -
<b>EXPENDITURES</b>				
Personnel Services	\$ 494,956	\$ 519,169	\$ 541,151	\$ 492,542
Operating Expenses	179,376	361,742	376,614	363,441
Capital Outlay	3,573	-	-	-
Grants and Aid	-	4,678	5,200	6,561
<b>TOTAL - EXPENDITURES</b>	<b>\$ 677,905</b>	<b>\$ 885,589</b>	<b>\$ 922,965</b>	<b>\$ 862,544</b>
<b>AUTHORIZED PERSONNEL</b>	<b>8.00</b>	<b>8.00</b>	<b>8.00</b>	<b>7.25</b>

**FUND:** TRANSPORTATION TRUST FUND - 1011  
**FUNCTION:** TRANSPORTATION - 54010  
**DEPARTMENT:** DEPARTMENT OF PUBLIC WORKS - 94110  
**DIVISION:** TRAFFIC - 03081

**MISSION STATEMENT:**

The mission of the Traffic division is to provide guidance and ensure highway safety by appropriate placement and maintenance of signs, signals, pavement markings, and safety devices along the county road network.

	FY 2007 ACTUAL	FY 2008 ACTUAL	FY 2009 BUDGET	FY 2010 APPROVED
<b>TOTAL - REVENUE</b>	\$ -	\$ -	\$ -	\$ -
<b>EXPENDITURES</b>				
Personnel Services	\$ 665,533	\$ 643,428	\$ 622,373	\$ 594,678
Operating Expenses	427,092	252,744	102,114	103,963
Capital Outlay	27,758	6,635	8,350	8,350
<b>TOTAL - EXPENDITURES</b>	\$ 1,120,383	\$ 902,807	\$ 732,837	\$ 706,991
<b>AUTHORIZED PERSONNEL</b>	<b>13.00</b>	<b>12.00</b>	<b>11.00</b>	<b>11.00</b>

FUND: TRANSPORTATION TRUST FUND - 1011  
 FUNCTION: TRANSPORTATION - 54010  
 DEPARTMENT: DEPARTMENT OF PUBLIC WORKS - 94110  
 DIVISION: CAPITAL IMPROVEMENT PROGRAM - 03101

	FY 2007 ACTUAL	FY 2008 ACTUAL	FY 2009 BUDGET	FY 2010 APPROVED
TOTAL - REVENUE	\$ -	\$ -	\$ -	\$ -
<b>EXPENDITURES</b>				
Operating Expenses	\$ 50,416	\$ 6,220	\$ 6,204	\$ 7,018
Capital Outlay	1,054,839	739,430	3,386,628	2,238,238
Transfers and Reserves	-	30,209	119,891	-
<b>TOTAL - EXPENDITURES</b>	<b>\$ 1,105,255</b>	<b>\$ 775,859</b>	<b>\$ 3,512,723</b>	<b>\$ 2,245,256</b>

FUND: TRANSPORTATION TRUST FUND - 1011  
 FUNCTION: TRANSPORTATION - 54010  
 DEPARTMENT: DEPARTMENT OF PUBLIC WORKS - 94110  
 DIVISION: DEBT SERVICE/TRANSFERS/RESERVES - 03151

	FY 2007 ACTUAL	FY 2008 ACTUAL	FY 2009 BUDGET	FY 2010 APPROVED
TOTAL - REVENUE	\$ -	\$ -	\$ -	\$ -
<b>EXPENDITURES</b>				
Grants and Aid	\$ 5,491	\$ -	\$ -	\$ -
Transfers and Reserves	1,292,809	605,793	7,756,878	5,043,160
<b>TOTAL - EXPENDITURES</b>	<b>\$ 1,298,300</b>	<b>\$ 605,793</b>	<b>\$ 7,756,878</b>	<b>\$ 5,043,160</b>

FUND: TRANSPORTATION TRUST FUND - 1011  
 FUNCTION: TRANSPORTATION - 54010  
 DEPARTMENT: DEPARTMENT OF PUBLIC WORKS - 94110  
 DIVISION: DPW-ELGIN POWELL RIGHT-OF-WAY ACQUISITION GRANT - 34491

	FY 2007 ACTUAL	FY 2008 ACTUAL	FY 2009 BUDGET	FY 2010 APPROVED
TOTAL - REVENUE	\$ -	\$ -	2,000,000	\$ 1,178,805
EXPENDITURES				
Capital Outlay	\$ -	\$ -	2,000,000	\$ 1,178,805
TOTAL - EXPENDITURES	\$ -	\$ -	2,000,000	\$ 1,178,805

FUND: TRANSPORTATION TRUST FUND - 1011  
 FUNCTION: TRANSPORTATION - 54010  
 DEPARTMENT: DEPARTMENT OF PUBLIC WORKS - 94110  
 DIVISION: DPW-LAP/STIMULUS BURWELL ROAD GRANT- 34545

	FY 2007 ACTUAL	FY 2008 ACTUAL	FY 2009 BUDGET	FY 2010 APPROVED
TOTAL - REVENUE	\$ -	\$ -	279,563	\$ 17,063
EXPENDITURES				
Capital Outlay	\$ -	\$ -	279,563	\$ 17,063
TOTAL - EXPENDITURES	\$ -	\$ -	279,563	\$ 17,063

FUND: TRANSPORTATION TRUST FUND - 1011  
 FUNCTION: TRANSPORTATION - 54010  
 DEPARTMENT: DEPARTMENT OF PUBLIC WORKS - 94110  
 DIVISION: DPW-LAP/STIMULUS CITRUS WAY GRANT - 34546

	FY 2007 ACTUAL	FY 2008 ACTUAL	FY 2009 BUDGET	FY 2010 APPROVED
TOTAL - REVENUE	\$ -	\$ -	762,757	\$ 46,555
EXPENDITURES				
Capital Outlay	\$ -	\$ -	762,757	\$ 46,555
TOTAL - EXPENDITURES	\$ -	\$ -	762,757	\$ 46,555

FUND: TRANSPORTATION TRUST FUND - 1011  
 FUNCTION: TRANSPORTATION - 54010  
 DEPARTMENT: DEPARTMENT OF PUBLIC WORKS - 94110  
 DIVISION: DPW-LAP/STIMULUS DELTONA 50/NORTHCLIFFE GRANT - 34547

	FY 2007 ACTUAL	FY 2008 ACTUAL	FY 2009 BUDGET	FY 2010 APPROVED
TOTAL - REVENUE	\$ -	\$ -	\$ 251,664	\$ 16,464
EXPENDITURES				
Capital Outlay	\$ -	\$ -	\$ 251,664	\$ 16,464
TOTAL - EXPENDITURES	\$ -	\$ -	\$ 251,664	\$ 16,464

FUND: TRANSPORTATION TRUST FUND - 1011  
 FUNCTION: TRANSPORTATION - 54010  
 DEPARTMENT: DEPARTMENT OF PUBLIC WORKS - 94110  
 DIVISION: DPW-LAP/STIMULAS DELTONA SPRING HILL/PHILATELIC GRANT - 34548

	FY 2007 ACTUAL	FY 2008 ACTUAL	FY 2009 BUDGET	FY 2010 APPROVED
TOTAL - REVENUE	\$ -	\$ -	\$ 740,400	\$ 740,400
EXPENDITURES				
Capital Outlay	\$ -	\$ -	\$ 740,400	\$ 740,400
TOTAL - EXPENDITURES	\$ -	\$ -	\$ 740,400	\$ 740,400

FUND: TRANSPORTATION TRUST FUND - 1011  
 FUNCTION: TRANSPORTATION - 54010  
 DEPARTMENT: DEPARTMENT OF PUBLIC WORKS - 94110  
 DIVISION: DPW/CITY OF BROOKSVILLE-LAP/STIMULUS NORTH AVE GRANT - 34551

	FY 2007 ACTUAL	FY 2008 ACTUAL	FY 2009 BUDGET	FY 2010 APPROVED
TOTAL - REVENUE	\$ -	\$ -	\$ 241,465	\$ 15,798
EXPENDITURES				
Grants & Aid	\$ -	\$ -	\$ 241,465	\$ 15,798
TOTAL - EXPENDITURES	\$ -	\$ -	\$ 241,465	\$ 15,798

FUND: TRANSPORTATION TRUST FUND - 1011  
 FUNCTION: TRANSPORTATION - 54010  
 DEPARTMENT: DEPARTMENT OF PUBLIC WORKS - 94110  
 DIVISION: DPW-SUNCOAST TRAILHEAD RESTROOM GRANT - 34642

	FY 2007 ACTUAL	FY 2008 ACTUAL	FY 2009 BUDGET	FY 2010 APPROVED
TOTAL - REVENUE	\$ -	\$ 36,000	\$ 407,300	\$ 394,407
	\$ -	\$ 36,000	\$ 407,300	\$ 394,407
<b>EXPENDITURES</b>				
Operating Expenses	\$ 99	\$ -	\$ 100	\$ -
Capital Outlay	-	42,055	407,200	394,407
TOTAL - EXPENDITURES	\$ 99	\$ 42,055	\$ 407,300	\$ 394,407

FUND: TRANSPORTATION TRUST FUND - 1011  
 FUNCTION: TRANSPORTATION - 54010  
 DEPARTMENT: DEPARTMENT OF PUBLIC WORKS - 94110  
 DIVISION: DPW-JPA/HS EEEE TRAFFIC SIGNAL GRANT - 34652

	FY 2007 ACTUAL	FY 2008 ACTUAL	FY 2009 BUDGET	FY 2010 APPROVED
TOTAL - REVENUE	\$ -	\$ -	\$ 378,644	\$ 373,888
	\$ -	\$ -	\$ 378,644	\$ 373,888
<b>EXPENDITURES</b>				
Capital Outlay	-	-	378,644	373,888
TOTAL - EXPENDITURES	\$ -	\$ -	\$ 378,644	\$ 373,888

FUND: TRANSPORTATION TRUST FUND - 1011  
 FUNCTION: TRANSPORTATION - 54010  
 DEPARTMENT: DEPARTMENT OF PUBLIC WORKS - 94110  
 DIVISION: DPW-LAP/STIMULUS MARINER BLVD GRANT - 34653

	FY 2007 ACTUAL	FY 2008 ACTUAL	FY 2009 BUDGET	FY 2010 APPROVED
TOTAL - REVENUE	\$ -	\$ -	\$ 814,015	\$ 49,682
	\$ -	\$ -	\$ 814,015	\$ 49,682
<b>EXPENDITURES</b>				
Capital Outlay	\$ -	\$ -	\$ 814,015	\$ 49,682
TOTAL - EXPENDITURES	\$ -	\$ -	\$ 814,015	\$ 49,682

FUND: TRANSPORTATION TRUST FUND - 1011  
 FUNCTION: TRANSPORTATION - 54010  
 DEPARTMENT: DEPARTMENT OF PUBLIC WORKS - 94110  
 DIVISION: DPW-LAP/STIMULUS SPRING HILL MARINER/DELTONA GRANT - 34654

	FY 2007 ACTUAL	FY 2008 ACTUAL	FY 2009 BUDGET	FY 2010 APPROVED
TOTAL - REVENUE	\$ -	\$ -	\$ 893,110	\$ 54,509
EXPENDITURES				
Capital Outlay	\$ -	\$ -	\$ 893,110	\$ 54,509
TOTAL - EXPENDITURES	\$ -	\$ -	\$ 893,110	\$ 54,509

FUND: TRANSPORTATION TRUST FUND - 1011  
 FUNCTION: TRANSPORTATION - 54010  
 DEPARTMENT: DEPARTMENT OF PUBLIC WORKS - 94110  
 DIVISION: DPW-LAP/STIMULAS SPRING HILL PINEHURST/DELTONA GRANT - 34655

	FY 2007 ACTUAL	FY 2008 ACTUAL	FY 2009 BUDGET	FY 2010 APPROVED
TOTAL - REVENUE	\$ -	\$ -	\$ 281,586	\$ 17,186
EXPENDITURES				
Capital Outlay	\$ -	\$ -	\$ 281,586	\$ 17,186
TOTAL - EXPENDITURES	\$ -	\$ -	\$ 281,586	\$ 17,186

FUND: TRANSPORTATION TRUST FUND - 1011  
 FUNCTION: TRANSPORTATION - 54010  
 DEPARTMENT: DEPARTMENT OF PUBLIC WORKS - 94110  
 DIVISION: DPW-LAP/STIMULAS YONTZ ROAD GRANT - 34656

	FY 2007 ACTUAL	FY 2008 ACTUAL	FY 2009 BUDGET	FY 2010 APPROVED
TOTAL - REVENUE	\$ -	\$ -	\$ 276,140	\$ 16,855
EXPENDITURES				
Capital Outlay	\$ -	\$ -	\$ 276,140	\$ 16,855
TOTAL - EXPENDITURES	\$ -	\$ -	\$ 276,140	\$ 16,855

**FUND:** TRANSPORTATION TRUST FUND - 1011  
**FUNCTION:** TRANSPORTATION - 54010  
**DEPARTMENT:** ENGINEERING - 94112  
**DIVISION:** ENGINEERING - 01352

**MISSION STATEMENT:**

The mission of the Hernando County Engineering Division is to provide comprehensive engineering services, technical assistance, inspection services, project design, project management/execution, planning, and development review for the Board of County Commissioners, County staff, other governmental agencies, and the residents of Hernando County in order to preserve and improve their safety and quality of life.

	FY 2007 ACTUAL	FY 2008 ACTUAL	FY 2009 BUDGET	FY 2010 APPROVED
<b>TOTAL - REVENUE</b>	\$ 1,759,083	\$ 1,511,219	\$ 551,600	\$ 491,132
<b>EXPENDITURES</b>				
Personnel Services	\$ 1,390,614	\$ 1,233,903	\$ 1,056,836	\$ 1,054,367
Operating Expenses	261,631	263,175	269,232	243,022
Capital Outlay	10,716	-	4,500	4,500
Transfers and Reserves	17,116	-	-	-
<b>TOTAL - EXPENDITURES</b>	\$ 1,680,077	\$ 1,497,078	\$ 1,330,568	\$ 1,301,889
<b>AUTHORIZED PERSONNEL</b>	<b>22.00</b>	<b>19.00</b>	<b>14.00</b>	<b>15.00</b>

**FUND:** TRANSPORTATION TRUST FUND - 1011  
**FUNCTION:** TRANSPORTATION - 54010  
**DEPARTMENT:** ENGINEERING - 94112  
**DIVISION:** ENG-CR 550 CORTEZ BOULEVARD SCOP GRANT - 34544

	FY 2007 ACTUAL	FY 2008 ACTUAL	FY 2009 BUDGET	FY 2010 APPROVED
<b>TOTAL - REVENUE</b>	\$ 227,630	\$ 48,094	\$ 744,422	\$ -
	<b>\$ 227,630</b>	<b>\$ 48,094</b>	<b>\$ 744,422</b>	<b>\$ -</b>
<b>EXPENDITURES</b>				
Capital Outlay	\$ 25,715	\$ 64,126	\$ 744,422	\$ -
<b>TOTAL - EXPENDITURES</b>	<b>\$ 25,715</b>	<b>\$ 64,126</b>	<b>\$ 744,422</b>	<b>\$ -</b>

FUND: CONSTITUTIONAL GAS TAX - 1013  
 FUNCTION: TRANSPORTATION - 54010  
 DEPARTMENT: DEPARTMENT OF PUBLIC WORKS - 94110

	FY 2007 ACTUAL	FY 2008 ACTUAL	FY 2009 BUDGET	FY 2010 APPROVED
<b>TOTAL - REVENUE</b>	\$ 1,863,862	\$ 1,807,384	\$ 3,525,628	\$ 3,420,223
<b>EXPENDITURES</b>				
03211 - Debt Service/Reserves	\$ 372,125	\$ 842,457	\$ 2,232,331	\$ 2,405,917
03212 - Road Maintenance	587,212	350,632	786,684	642,446
03213 - Traffic	269,871	382,625	506,613	371,860
<b>TOTAL - EXPENDITURES</b>	\$ 1,229,208	\$ 1,575,714	\$ 3,525,628	\$ 3,420,223

FUND: CONSTITUTIONAL GAS TAX - 1013  
 FUNCTION: TRANSPORTATION - 54010  
 DEPARTMENT: DEPARTMENT OF PUBLIC WORKS - 94110  
 DIVISION: DEBT SERVICE/RESERVES-CONSTITUTIONAL GAS TAX - 03211

	FY 2007 ACTUAL	FY 2008 ACTUAL	FY 2009 BUDGET	FY 2010 APPROVED
TOTAL - REVENUE	\$ -	\$ -	\$ -	\$ -
<b>EXPENDITURES</b>				
Capital Outlay	\$ 93,335	\$ 565,771	\$ 401,219	\$ 1,364,000
Transfers and Reserves	278,790	276,686	1,831,112	1,041,917
<b>TOTAL - EXPENDITURES</b>	<b>\$ 372,125</b>	<b>\$ 842,457</b>	<b>\$ 2,232,331</b>	<b>\$ 2,405,917</b>

FUND: CONSTITUTIONAL GAS TAX - 1013  
 FUNCTION: TRANSPORTATION - 54010  
 DEPARTMENT: DEPARTMENT OF PUBLIC WORKS - 94110  
 DIVISION: ROAD MAINTENANCE-CONSTITUTIONAL GAS TAX - 03212

	FY 2007 ACTUAL	FY 2008 ACTUAL	FY 2009 BUDGET	FY 2010 APPROVED
TOTAL - REVENUE	\$ -	\$ -	\$ -	\$ -
<b>EXPENDITURES</b>				
Operating Expenses	\$ 587,212	\$ 350,632	\$ 786,684	\$ 642,446
<b>TOTAL - EXPENDITURES</b>	<b>\$ 587,212</b>	<b>\$ 350,632</b>	<b>\$ 786,684</b>	<b>\$ 642,446</b>

FUND: CONSTITUTIONAL GAS TAX - 1013  
 FUNCTION: TRANSPORTATION - 54010  
 DEPARTMENT: DEPARTMENT OF PUBLIC WORKS - 94110  
 DIVISION: TRAFFIC-CONSTITUTIONAL GAS TAX - 03213

	FY 2007 ACTUAL	FY 2008 ACTUAL	FY 2009 BUDGET	FY 2010 APPROVED
TOTAL - REVENUE	\$ -	\$ -	\$ -	\$ -
<b>EXPENDITURES</b>				
Operating Expenses	\$ 269,871	\$ 382,625	\$ 506,613	\$ 371,860
<b>TOTAL - EXPENDITURES</b>	<b>\$ 269,871</b>	<b>\$ 382,625</b>	<b>\$ 506,613</b>	<b>\$ 371,860</b>

**FUND:** COUNTY FUEL TAX - 1015  
**FUNCTION:** TRANSPORTATION - 54010  
**DEPARTMENT:** DEPARTMENT OF PUBLIC WORKS - 94110  
**DIVISION:** COUNTY FUEL TAX - 03221

	FY 2007 ACTUAL	FY 2008 ACTUAL	FY 2009 BUDGET	FY 2010 APPROVED
<b>TOTAL - REVENUE</b>	\$ 816,979	\$ 780,439	\$ 1,248,624	\$ 1,370,935
	<b>\$ 816,979</b>	<b>\$ 780,439</b>	<b>\$ 1,248,624</b>	<b>\$ 1,370,935</b>
<b>EXPENDITURES</b>				
Operating Expenses	\$ 1,970	\$ 1,952	\$ 3,505	\$ 3,403
Capital Outlay	-	213,243	100,500	604,736
Transfers and Reserves	606,360	583,045	1,144,619	762,796
<b>TOTAL - EXPENDITURES</b>	<b>\$ 608,330</b>	<b>\$ 798,240</b>	<b>\$ 1,248,624</b>	<b>\$ 1,370,935</b>

FUND:  
 FUNCTION:  
 DEPARTMENT:

LOCAL OPTION GAS TAX 1-6 FUEL-GENERAL TRANSPORTATION - 1017  
 TRANSPORTATION - 54010  
 DEPARTMENT OF PUBLIC WORKS - 94110

	FY 2007 ACTUAL	FY 2008 ACTUAL	FY 2009 BUDGET	FY 2010 APPROVED
<b>TOTAL - REVENUE</b>	\$ 5,114,150	\$ 5,255,346	\$ 10,903,942	\$ 9,769,925
<b>EXPENDITURES</b>				
03231 - Capital Improvement	\$ 1,081,091	\$ 855,106	\$ 5,875,743	\$ 6,394,877
03232 - Road Maintenance	1,723,743	2,249,360	3,398,440	2,701,238
03233 - Traffic	274,981	327,726	747,985	673,810
34639 - DPW-Elgin Blvd Grant	68,450	54,949	881,774	-
<b>TOTAL - EXPENDITURES</b>	\$ 3,148,265	\$ 3,487,141	\$ 10,903,942	\$ 9,769,925

FUND: LOCAL OPTION GAS TAX 1-6 FUEL-GENERAL TRANSPORTATION - 1017  
 FUNCTION: TRANSPORTATION - 54010  
 DEPARTMENT: DEPARTMENT OF PUBLIC WORKS - 94110  
 DIVISION: CAPITAL IMPROVEMENTS-LOGT 1-6 - 03231

	FY 2007 ACTUAL	FY 2008 ACTUAL	FY 2009 BUDGET	FY 2010 APPROVED
TOTAL - REVENUE	\$ -	\$ -	\$ -	\$ -
<b>EXPENDITURES</b>				
Operating Expenses	\$ 27,274	\$ 8,812	\$ 12,640	\$ 17,293
Capital Outlay	237,817	752,543	2,370,604	3,031,590
Grants and Aids	-	-	13,000	7,000
Transfers and Reserves	816,000	93,751	3,479,499	3,338,994
<b>TOTAL - EXPENDITURES</b>	<b>\$ 1,081,091</b>	<b>\$ 855,106</b>	<b>\$ 5,875,743</b>	<b>\$ 6,394,877</b>

FUND: LOCAL OPTION GAS TAX 1-6 FUEL-GENERAL TRANSPORTATION - 1017  
 FUNCTION: TRANSPORTATION - 54010  
 DEPARTMENT: DEPARTMENT OF PUBLIC WORKS - 94110  
 DIVISION: ROAD MAINTENANCE-LOGT 1-6 - 03232

	FY 2007 ACTUAL	FY 2008 ACTUAL	FY 2009 BUDGET	FY 2010 APPROVED
TOTAL - REVENUE	\$ -	\$ -	\$ -	\$ -
<b>EXPENDITURES</b>				
Operating Expenses	\$ 1,723,743	\$ 2,249,360	\$ 3,398,440	\$ 2,701,238
<b>TOTAL - EXPENDITURES</b>	<b>\$ 1,723,743</b>	<b>\$ 2,249,360</b>	<b>\$ 3,398,440</b>	<b>\$ 2,701,238</b>

FUND: LOCAL OPTION GAS TAX 1-6 FUEL-GENERAL TRANSPORTATION - 1017  
 FUNCTION: TRANSPORTATION - 54010  
 DEPARTMENT: DEPARTMENT OF PUBLIC WORKS - 94110  
 DIVISION: TRAFFIC-LOGT 1-6 - 03233

	FY 2007 ACTUAL	FY 2008 ACTUAL	FY 2009 BUDGET	FY 2010 APPROVED
TOTAL - REVENUE	\$ -	\$ -	\$ -	\$ -
<b>EXPENDITURES</b>				
Operating Expenses	\$ 193,159	\$ 300,922	\$ 621,725	\$ 555,810
Capital Outlay	81,822	26,804	126,260	118,000
<b>TOTAL - EXPENDITURES</b>	<b>\$ 274,981</b>	<b>\$ 327,726</b>	<b>\$ 747,985</b>	<b>\$ 673,810</b>

**FUND:** LOCAL OPTION GAS TAX 1-6 FUEL-GENERAL TRANSPORTATION - 1017  
**FUNCTION:** TRANSPORTATION - 54010  
**DEPARTMENT:** DEPARTMENT OF PUBLIC WORKS - 94110  
**DIVISION:** DPW-ELGIN BOULEVARD SHOULDERS (LAP) GRANT - 34639

	FY 2007 ACTUAL	FY 2008 ACTUAL	FY 2009 BUDGET	FY 2010 APPROVED
<b>TOTAL - REVENUE</b>	\$ 607,000	\$ 3,642	\$ 881,774	\$ -
	<b>\$ 607,000</b>	<b>\$ 3,642</b>	<b>\$ 881,774</b>	<b>\$ -</b>
<b>EXPENDITURES</b>				
Capital Outlay	\$ 68,450	\$ 54,949	\$ 881,774	\$ -
<b>TOTAL - EXPENDITURES</b>	<b>\$ 68,450</b>	<b>\$ 54,949</b>	<b>\$ 881,774</b>	<b>\$ -</b>

**FUND:** RESIDENTIAL ROAD FUEL TAX - 1021  
**FUNCTION:** TRANSPORTATION - 54010  
**DEPARTMENT:** DEPARTMENT OF PUBLIC WORKS - 94110  
**DIVISION:** RESIDENTIAL ROAD FUEL TAX - 03021

	FY 2007 ACTUAL	FY 2008 ACTUAL	FY 2009 BUDGET	FY 2010 APPROVED
<b>TOTAL - REVENUE</b>	\$ 2,095,393	\$ 1,349,620	\$ 2,270,259	\$ 267,894
	<u>\$ 2,095,393</u>	<u>\$ 1,349,620</u>	<u>\$ 2,270,259</u>	<u>\$ 267,894</u>
<b>EXPENDITURES</b>				
Operating Expenses	\$ 606	\$ 917	\$ 100	\$ -
Capital Outlay	1,539,644	604,400	2,270,159	267,894
Transfers and Reserves	-	-	-	-
<b>TOTAL - EXPENDITURES</b>	<u>\$ 1,540,250</u>	<u>\$ 605,317</u>	<u>\$ 2,270,259</u>	<u>\$ 267,894</u>

**FUND:** ADDITIONAL LOCAL OPTION GAS TAX 1-5 GAS-RESIDENTIAL ROADS - 1022  
**FUNCTION:** TRANSPORTATION - 54010  
**DEPARTMENT:** DEPARTMENT OF PUBLIC WORKS - 94110  
**DIVISION:** ADDITIONAL LOCAL OPTION GAS TAX 1-5 GAS-RESIDENTIAL ROADS - 03241

	FY 2007 ACTUAL	FY 2008 ACTUAL	FY 2009 BUDGET	FY 2010 APPROVED
<b>TOTAL - REVENUE</b>	\$ 1,401,704	\$ 1,387,240	\$ 3,009,285	\$ 3,167,183
	<u>\$ 1,401,704</u>	<u>\$ 1,387,240</u>	<u>\$ 3,009,285</u>	<u>\$ 3,167,183</u>
<b>EXPENDITURES</b>				
Operating Expenses	\$ 368	\$ 3,354	\$ 4,975	\$ 59,602
Capital Outlay	536,836	745,262	3,004,310	3,107,581
Transfers and Reserves	-	-	-	-
<b>TOTAL - EXPENDITURES</b>	<u>\$ 537,204</u>	<u>\$ 748,617</u>	<u>\$ 3,009,285</u>	<u>\$ 3,167,183</u>

**FUND:** NINTH-CENT FUEL TAX-RESIDENTIAL ROADS - 1024  
**FUNCTION:** TRANSPORTATION - 54010  
**DEPARTMENT:** DEPARTMENT OF PUBLIC WORKS - 94110  
**DIVISION:** NINTH-CENT FUEL TAX-RESIDENTIAL ROADS - 03261

	FY 2007 ACTUAL	FY 2008 ACTUAL	FY 2009 BUDGET	FY 2010 APPROVED
<b>TOTAL - REVENUE</b>	\$ 974,208	\$ 962,775	\$ 1,743,473	\$ 1,818,458
	<b>\$ 974,208</b>	<b>\$ 962,775</b>	<b>\$ 1,743,473</b>	<b>\$ 1,818,458</b>
<b>EXPENDITURES</b>				
Operating Expenses	\$ 8,257	\$ 39,484	\$ 41,507	\$ 5,229
Capital Outlay	146,286	1,070,730	1,673,172	1,813,229
Transfers and Reserves	-	-	28,794	-
<b>TOTAL - EXPENDITURES</b>	<b>\$ 154,543</b>	<b>\$ 1,110,214</b>	<b>\$ 1,743,473</b>	<b>\$ 1,818,458</b>

**FUND:** FLORIDA BOATING IMPROVEMENT PROGRAM - 1051  
**FUNCTION:** TRANSPORTATION - 54010  
**DEPARTMENT:** WATERWAYS - PARKS AND RECREATION - 97280  
**DIVISION:** FLORIDA BOATING IMPROVEMENT PROGRAM - 04571

	FY 2007 ACTUAL	FY 2008 ACTUAL	FY 2009 BUDGET	FY 2010 APPROVED
<b>TOTAL - REVENUE</b>	\$ 62,059	\$ 59,195	\$ 291,625	\$ 285,625
	<b>\$ 62,059</b>	<b>\$ 59,195</b>	<b>\$ 291,625</b>	<b>\$ 285,625</b>
<b>EXPENDITURES</b>				
Operating Expenses	\$ 23,449	\$ 4,660	\$ 78,500	\$ 84,000
Capital Outlay	-	-	10,000	150,000
Reserves	-	-	203,125	51,625
<b>TOTAL - EXPENDITURES</b>	<b>\$ 23,449</b>	<b>\$ 4,660</b>	<b>\$ 291,625</b>	<b>\$ 285,625</b>

**FUND:** IMPACT FEES-ROADS DISTRICT 1 - 1331  
**FUNCTION:** TRANSPORTATION - 54010  
**DEPARTMENT:** DEPARTMENT OF PUBLIC WORKS - 94110  
**DIVISION:** IMPACT FEE-ROADS-DISTRICT 1 - 03121

	FY 2007 ACTUAL	FY 2008 ACTUAL	FY 2009 BUDGET	FY 2010 APPROVED
<b>TOTAL - REVENUE</b>	\$ -	\$ 1,191,865	\$ 8,976,902	\$ 7,820,000
<b>EXPENDITURES</b>				
Operating Expenses	\$ 4,118	\$ 3,658	\$ 4,000	\$ 4,000
Capital Outlay	2,484,331	2,015,195	729,905	7,570,000
Transfers and Reserves	-	-	8,242,997	246,000
<b>TOTAL - EXPENDITURES</b>	\$ 2,488,449	\$ 2,018,853	\$ 8,976,902	\$ 7,820,000

**FUND:** IMPACT FEES-ROADS DISTRICT 2 - 1332  
**FUNCTION:** TRANSPORTATION - 54010  
**DEPARTMENT:** DEPARTMENT OF PUBLIC WORKS - 94110  
**DIVISION:** IMPACT FEE-ROADS-DISTRICT 2 - 03122

	FY 2007 ACTUAL	FY 2008 ACTUAL	FY 2009 BUDGET	FY 2010 APPROVED
<b>TOTAL - REVENUE</b>	\$ 620,916	\$ 224,427	\$ 2,484,674	\$ 970,000
	<b>\$ 620,916</b>	<b>\$ 224,427</b>	<b>\$ 2,484,674</b>	<b>\$ 970,000</b>
<b>EXPENDITURES</b>				
Operating Expenses	\$ 110	\$ -	\$ 233	\$ 250
Capital Outlay	5,899	80,812	1,428,355	710,000
Transfers and Reserves	-	-	1,056,086	259,750
<b>TOTAL - EXPENDITURES</b>	<b>\$ 6,009</b>	<b>\$ 80,812</b>	<b>\$ 2,484,674</b>	<b>\$ 970,000</b>

FUND: IMPACT FEES-ROADS DISTRICT 3 - 1333  
 FUNCTION: TRANSPORTATION - 54010  
 DEPARTMENT: DEPARTMENT OF PUBLIC WORKS - 94110

	FY 2007 ACTUAL	FY 2008 ACTUAL	FY 2009 BUDGET	FY 2010 APPROVED
<b>TOTAL - REVENUE</b>	\$ 305,277	\$ 364,360	\$ 1,458,851	\$ 1,513,438
<b>EXPENDITURES</b>				
03123 - Impact Fee-Roads Distict 3	\$ 83,488	\$ -	\$ 1,191,447	\$ 1,270,000
34543 - Spring Lake Hwy Grant	18,945	31,172	267,404	243,438
<b>TOTAL - EXPENDITURES</b>	\$ 102,433	\$ 31,172	\$ 1,458,851	\$ 1,513,438

FUND: IMPACT FEES-ROADS DISTRICT 3 - 1333  
 FUNCTION: TRANSPORTATION - 54010  
 DEPARTMENT: DEPARTMENT OF PUBLIC WORKS - 94110  
 DIVISION: IMPACT FEE-ROADS-DISTRICT 3 - 03123

	FY 2007 ACTUAL	FY 2008 ACTUAL	FY 2009 BUDGET	FY 2010 APPROVED
TOTAL - REVENUE	\$ -	\$ -	\$ -	\$ -
<b>EXPENDITURES</b>				
Operating Expenses	\$ 40	\$ -	\$ 566	\$ 500
Capital Outlay	4,270	-	-	820,000
Transfers and Reserves	79,178	-	1,190,881	449,500
<b>TOTAL - EXPENDITURES</b>	<b>\$ 83,488</b>	<b>\$ -</b>	<b>\$ 1,191,447</b>	<b>\$ 1,270,000</b>

FUND: IMPACT FEES-ROADS DISTRICT 3 - 1333  
 FUNCTION: TRANSPORTATION - 54010  
 DEPARTMENT: DEPARTMENT OF PUBLIC WORKS - 94110  
 DIVISION: ENG-SPRING LAKE HIGHWAY (SCOP) GRANT - 34543

	FY 2007 ACTUAL	FY 2008 ACTUAL	FY 2009 BUDGET	FY 2010 APPROVED
TOTAL - REVENUE	\$ 87,992	\$ 23,379	\$ 267,404	\$ 243,438
<b>EXPENDITURES</b>				
Capital Outlay	\$ 18,945	\$ 31,172	\$ 267,404	\$ 243,438
<b>TOTAL - EXPENDITURES</b>	<b>\$ 18,945</b>	<b>\$ 31,172</b>	<b>\$ 267,404</b>	<b>\$ 243,438</b>

FUND: IMPACT FEES-ROADS DISTRICT 4 - 1334  
 FUNCTION: TRANSPORTATION - 54010  
 DEPARTMENT: DEPARTMENT OF PUBLIC WORKS - 94110

	FY 2007 ACTUAL	FY 2008 ACTUAL	FY 2009 BUDGET	FY 2010 APPROVED
<b>TOTAL - REVENUE</b>	\$ 3,034,329	\$ 4,373,462	\$ 11,429,243	\$ 12,724,514
<b>EXPENDITURES</b>				
03124 - Impact Fee-Roads Distict 4	\$ 7,765,780	\$ 3,551,213	\$ 6,707,383	\$ 7,251,545
34114 - County Line Road Grant	113,640	-	4,721,860	5,472,969
34731 - CIGP Deltona SR50 Grant	7,993	-	-	-
<b>TOTAL - EXPENDITURES</b>	\$ 7,887,413	\$ 3,551,213	\$ 11,429,243	\$ 12,724,514

FUND: IMPACT FEES-ROADS DISTRICT 4 - 1334  
 FUNCTION: TRANSPORTATION - 54010  
 DEPARTMENT: DEPARTMENT OF PUBLIC WORKS - 94110  
 DIVISION: IMPACT FEE-ROADS-DISTRICT 4 - 03124

	FY 2007 ACTUAL	FY 2008 ACTUAL	FY 2009 BUDGET	FY 2010 APPROVED
TOTAL - REVENUE	\$ -	\$ -	\$ -	\$ -
<b>EXPENDITURES</b>				
Operating Expenses	\$ 915	\$ -	\$ 3,000	\$ 500
Capital Outlay	7,764,865	3,551,213	745,229	5,108,000
Transfers and Reserves	-	-	5,959,154	2,143,045
<b>TOTAL - EXPENDITURES</b>	<b>\$ 7,765,780</b>	<b>\$ 3,551,213</b>	<b>\$ 6,707,383</b>	<b>\$ 7,251,545</b>

FUND: IMPACT FEES-ROADS DISTRICT 4 - 1334  
 FUNCTION: TRANSPORTATION - 54010  
 DEPARTMENT: DEPARTMENT OF PUBLIC WORKS - 94110  
 DIVISION: DPW-COUNTY LINE ROAD WIDENING PROJECT GRANT - 34114

	FY 2007 ACTUAL	FY 2008 ACTUAL	FY 2009 BUDGET	FY 2010 APPROVED
TOTAL - REVENUE	\$ 1,634,385	\$ -	\$ -	\$ -
<b>EXPENDITURES</b>				
Capital Outlay	\$ 113,640	\$ -	\$ 4,721,860	\$ 5,472,969
<b>TOTAL - EXPENDITURES</b>	<b>\$ 113,640</b>	<b>\$ -</b>	<b>\$ 4,721,860</b>	<b>\$ 5,472,969</b>

FUND: IMPACT FEES-ROADS DISTRICT 4 - 1334  
 FUNCTION: TRANSPORTATION - 54010  
 DEPARTMENT: DEPARTMENT OF PUBLIC WORKS - 94110  
 DIVISION: DPW-CIGP DELTONA BOULEVARD SR 50 GRANT - 34731

	FY 2007 ACTUAL	FY 2008 ACTUAL	FY 2009 BUDGET	FY 2010 APPROVED
TOTAL - REVENUE	\$ 200,000	\$ -	\$ -	\$ -
<b>EXPENDITURES</b>				
Capital Outlay	\$ 7,993	\$ -	\$ -	\$ -
<b>TOTAL - EXPENDITURES</b>	<b>\$ 7,993</b>	<b>\$ -</b>	<b>\$ -</b>	<b>\$ -</b>

FUND: RIVER COUNTRY MULTIPURPOSE - 7031  
 FUNCTION: TRANSPORTATION - 54010  
 DEPARTMENT: MSBU - 94100  
 DIVISION: RIVER COUNTRY MULTIPURPOSE - 09031

	FY 2007 ACTUAL	FY 2008 ACTUAL	FY 2009 BUDGET	FY 2010 APPROVED
	\$ 82,705	\$ 82,752	\$ 130,556	\$ 125,363
<b>TOTAL - REVENUE</b>	<b>\$ 82,705</b>	<b>\$ 82,752</b>	<b>\$ 130,556</b>	<b>\$ 125,363</b>
<b>EXPENDITURES</b>				
Operating Expenses	\$ 61,793	\$ 50,873	\$ 79,685	\$ 72,027
Debt Service	13,235	13,235	13,236	13,236
Transfers and Reserves	-	-	37,635	40,100
<b>TOTAL - EXPENDITURES</b>	<b>\$ 75,028</b>	<b>\$ 64,109</b>	<b>\$ 130,556</b>	<b>\$ 125,363</b>

FUND: ORCHARD PARK III MULTIPURPOSE - 7032  
 FUNCTION: TRANSPORTATION - 54010  
 DEPARTMENT: MSBU - 94100  
 DIVISION: ORCHARD PARK III MULTIPURPOSE - 09032

	FY 2007 ACTUAL	FY 2008 ACTUAL	FY 2009 BUDGET	FY 2010 APPROVED
	\$ 11,109	\$ 11,556	\$ 22,814	\$ 24,613
<b>TOTAL - REVENUE</b>	<b>\$ 11,109</b>	<b>\$ 11,556</b>	<b>\$ 22,814</b>	<b>\$ 24,613</b>
<b>EXPENDITURES</b>				
Operating Expenses	\$ 7,495	\$ 8,576	\$ 11,500	\$ 9,666
Transfers and Reserves	-	-	11,314	14,947
<b>TOTAL - EXPENDITURES</b>	<b>\$ 7,495</b>	<b>\$ 8,576</b>	<b>\$ 22,814</b>	<b>\$ 24,613</b>

FUND: SPRING HILL LIGHTING - 7041  
 FUNCTION: TRANSPORTATION - 54010  
 DEPARTMENT: MSBU - 94100  
 DIVISION: SPRING HILL LIGHTING - 09041

	FY 2007 ACTUAL	FY 2008 ACTUAL	FY 2009 BUDGET	FY 2010 APPROVED
	\$ 423,420	\$ 425,623	\$ 593,453	\$ 587,993
<b>TOTAL - REVENUE</b>	<b>\$ 423,420</b>	<b>\$ 425,623</b>	<b>\$ 593,453</b>	<b>\$ 587,993</b>
<b>EXPENDITURES</b>				
Operating Expenses	\$ 372,147	\$ 377,131	\$ 388,163	\$ 421,271
Transfers and Reserves	-	-	205,290	166,722
<b>TOTAL - EXPENDITURES</b>	<b>\$ 372,147</b>	<b>\$ 377,131</b>	<b>\$ 593,453</b>	<b>\$ 587,993</b>

FUND: SILVER RIDGE LIGHTING - 7042  
 FUNCTION: TRANSPORTATION - 54010  
 DEPARTMENT: MSBU - 94100  
 DIVISION: SILVER RIDGE LIGHTING - 09042

	FY 2007 ACTUAL	FY 2008 ACTUAL	FY 2009 BUDGET	FY 2010 APPROVED
TOTAL - REVENUE	\$ -	\$ 12,207	\$ 22,622	\$ 24,227
EXPENDITURES				
Operating Expenses	\$ 15	\$ 1,091	\$ 10,928	\$ 14,002
Transfers and Reserves	-	-	11,694	10,225
TOTAL - EXPENDITURES	\$ 15	\$ 1,091	\$ 22,622	\$ 24,227

FUND: PRISTINE PLACE PHASE 6 LIGHTING - 7043  
 FUNCTION: TRANSPORTATION - 54010  
 DEPARTMENT: MSBU - 94100  
 DIVISION: PRISTINE PLACE PHASE 6 LIGHTING - 09043

	FY 2007 ACTUAL	FY 2008 ACTUAL	FY 2009 BUDGET	FY 2010 APPROVED
TOTAL - REVENUE	\$ -	\$ 4,473	\$ 7,435	\$ 7,811
EXPENDITURES				
Operating Expenses	\$ 15	\$ 1,050	\$ 3,160	\$ 3,396
Transfers and Reserves	-	-	4,275	4,415
TOTAL - EXPENDITURES	\$ 15	\$ 1,050	\$ 7,435	\$ 7,811

FUND: SOUTH BROOKSVILLE STREET LIGHTING - 7044  
 FUNCTION: TRANSPORTATION - 54010  
 DEPARTMENT: MSBU - 94100  
 DIVISION: SOUTH BROOKSVILLE STREET LIGHTING - 09044

	FY 2007 ACTUAL	FY 2008 ACTUAL	FY 2009 BUDGET	FY 2010 APPROVED
TOTAL - REVENUE	\$ -	\$ -	\$ -	\$ 40,000
EXPENDITURES				
Operating Expenses	\$ -	\$ -	\$ -	\$ 33,287
Transfers and Reserves	-	-	-	6,713
TOTAL - EXPENDITURES	\$ -	\$ -	\$ -	\$ 40,000

FUND: ORCHARD PARK LIGHTING - 7051  
 FUNCTION: TRANSPORTATION - 54010  
 DEPARTMENT: MSBU - 94100  
 DIVISION: ORCHARD PARK LIGHTING - 09051

	FY 2007 ACTUAL	FY 2008 ACTUAL	FY 2009 BUDGET	FY 2010 APPROVED
TOTAL - REVENUE	\$ 12,159	\$ 12,378	\$ 17,957	\$ 17,585
	<u>\$ 12,159</u>	<u>\$ 12,378</u>	<u>\$ 17,957</u>	<u>\$ 17,585</u>
<b>EXPENDITURES</b>				
Operating Expenses	\$ 11,467	\$ 11,121	\$ 13,333	\$ 12,214
Transfers and Reserves	-	-	4,624	5,371
TOTAL - EXPENDITURES	<u>\$ 11,467</u>	<u>\$ 11,121</u>	<u>\$ 17,957</u>	<u>\$ 17,585</u>

FUND: FOREST OAKS LIGHTING - 7071  
 FUNCTION: TRANSPORTATION - 54010  
 DEPARTMENT: MSBU - 94100  
 DIVISION: FOREST OAKS LIGHTING - 09071

	FY 2007 ACTUAL	FY 2008 ACTUAL	FY 2009 BUDGET	FY 2010 APPROVED
TOTAL - REVENUE	\$ 27,589	\$ 27,616	\$ 41,265	\$ 38,871
	<u>\$ 27,589</u>	<u>\$ 27,616</u>	<u>\$ 41,265</u>	<u>\$ 38,871</u>
<b>EXPENDITURES</b>				
Operating Expenses	\$ 27,023	\$ 26,613	\$ 28,477	\$ 28,811
Transfers and Reserves	-	-	12,788	10,060
TOTAL - EXPENDITURES	<u>\$ 27,023</u>	<u>\$ 26,613</u>	<u>\$ 41,265</u>	<u>\$ 38,871</u>

FUND: VILLAGE AT HILL 'N DALE LIGHTING - 7081  
 FUNCTION: TRANSPORTATION - 54010  
 DEPARTMENT: MSBU - 94100  
 DIVISION: VILLAGE AT HILL 'N DALE LIGHTING - 09081

	FY 2007 ACTUAL	FY 2008 ACTUAL	FY 2009 BUDGET	FY 2010 APPROVED
TOTAL - REVENUE	\$ 3,999	\$ 4,066	\$ 6,518	\$ 7,382
	<u>\$ 3,999</u>	<u>\$ 4,066</u>	<u>\$ 6,518</u>	<u>\$ 7,382</u>
<b>EXPENDITURES</b>				
Operating Expenses	\$ 3,025	\$ 2,700	\$ 2,990	\$ 4,859
Transfers and Reserves	-	-	3,528	2,523
TOTAL - EXPENDITURES	<u>\$ 3,025</u>	<u>\$ 2,700</u>	<u>\$ 6,518</u>	<u>\$ 7,382</u>

FUND: RAINBOW HILLS ESTATES LIGHTING - 7091  
 FUNCTION: TRANSPORTATION - 54010  
 DEPARTMENT: MSBU - 94100  
 DIVISION: RAINBOW HILLS ESTATES LIGHTING - 09091

	FY 2007 ACTUAL	FY 2008 ACTUAL	FY 2009 BUDGET	FY 2010 APPROVED
TOTAL - REVENUE	\$ 4,675	\$ 4,697	\$ 6,769	\$ 6,757
	<u>\$ 4,675</u>	<u>\$ 4,697</u>	<u>\$ 6,769</u>	<u>\$ 6,757</u>
<b>EXPENDITURES</b>				
Operating Expenses	\$ 4,295	\$ 3,957	\$ 4,327	\$ 4,477
Transfers and Reserves	-	-	2,442	2,280
TOTAL - EXPENDITURES	<u>\$ 4,295</u>	<u>\$ 3,957</u>	<u>\$ 6,769</u>	<u>\$ 6,757</u>

FUND: BRAEWOOD LIGHTING - 7101  
 FUNCTION: TRANSPORTATION - 54010  
 DEPARTMENT: MSBU - 94100  
 DIVISION: BRAEWOOD LIGHTING - 09101

	FY 2007 ACTUAL	FY 2008 ACTUAL	FY 2009 BUDGET	FY 2010 APPROVED
TOTAL - REVENUE	\$ 2,659	\$ 2,666	\$ 4,222	\$ 4,253
	<u>\$ 2,659</u>	<u>\$ 2,666</u>	<u>\$ 4,222</u>	<u>\$ 4,253</u>
<b>EXPENDITURES</b>				
Operating Expenses	\$ 2,503	\$ 2,199	\$ 2,477	\$ 2,552
Transfers and Reserves	-	-	1,745	1,701
TOTAL - EXPENDITURES	<u>\$ 2,503</u>	<u>\$ 2,199</u>	<u>\$ 4,222</u>	<u>\$ 4,253</u>

FUND: OAKWOOD ACRES STREET LIGHTING - 7102  
 FUNCTION: TRANSPORTATION - 54010  
 DEPARTMENT: MSBU - 94100  
 DIVISION: OAKWOOD ACRES STREET LIGHTING - 09102

	FY 2007 ACTUAL	FY 2008 ACTUAL	FY 2009 BUDGET	FY 2010 APPROVED
TOTAL - REVENUE	\$ 4,262	\$ 4,282	\$ 7,377	\$ 7,254
	<u>\$ 4,262</u>	<u>\$ 4,282</u>	<u>\$ 7,377</u>	<u>\$ 7,254</u>
<b>EXPENDITURES</b>				
Operating Expenses	\$ 3,586	\$ 3,672	\$ 3,594	\$ 4,479
Transfers and Reserves	-	-	3,783	2,775
TOTAL - EXPENDITURES	<u>\$ 3,586</u>	<u>\$ 3,672</u>	<u>\$ 7,377</u>	<u>\$ 7,254</u>

FUND: HERNANDO BEACH SOUTH UNIT 13 B-C LIGHTING - 7111  
 FUNCTION: TRANSPORTATION - 54010  
 DEPARTMENT: MSBU - 94100  
 DIVISION: HERNANDO BEACH SOUTH UNIT B-C LIGHTING - 09111

	FY 2007 ACTUAL	FY 2008 ACTUAL	FY 2009 BUDGET	FY 2010 APPROVED
TOTAL - REVENUE	\$ 13,710	\$ 13,716	\$ 18,536	\$ 21,087
	<u>\$ 13,710</u>	<u>\$ 13,716</u>	<u>\$ 18,536</u>	<u>\$ 21,087</u>
<b>EXPENDITURES</b>				
Operating Expenses	\$ 12,449	\$ 12,153	\$ 13,685	\$ 15,368
Transfers and Reserves	-	-	4,851	5,719
TOTAL - EXPENDITURES	<u>\$ 12,449</u>	<u>\$ 12,153</u>	<u>\$ 18,536</u>	<u>\$ 21,087</u>

FUND: WINDRIDGE LIGHTING - 7121  
 FUNCTION: TRANSPORTATION - 54010  
 DEPARTMENT: MSBU - 94100  
 DIVISION: WINDRIDGE LIGHTING - 09121

	FY 2007 ACTUAL	FY 2008 ACTUAL	FY 2009 BUDGET	FY 2010 APPROVED
TOTAL - REVENUE	\$ 3,339	\$ 3,382	\$ 4,902	\$ 5,011
	<u>\$ 3,339</u>	<u>\$ 3,382</u>	<u>\$ 4,902</u>	<u>\$ 5,011</u>
<b>EXPENDITURES</b>				
Operating Expenses	\$ 2,720	\$ 2,428	\$ 2,747	\$ 2,850
Transfers and Reserves	-	-	2,155	2,161
TOTAL - EXPENDITURES	<u>\$ 2,720</u>	<u>\$ 2,428</u>	<u>\$ 4,902</u>	<u>\$ 5,011</u>

FUND: AMBER WOODS LIGHTING - 7141  
 FUNCTION: TRANSPORTATION - 54010  
 DEPARTMENT: MSBU - 94100  
 DIVISION: AMBER WOODS LIGHTING - 09141

	FY 2007 ACTUAL	FY 2008 ACTUAL	FY 2009 BUDGET	FY 2010 APPROVED
TOTAL - REVENUE	\$ 4,587	\$ 4,623	\$ 6,787	\$ 7,024
	<u>\$ 4,587</u>	<u>\$ 4,623</u>	<u>\$ 6,787</u>	<u>\$ 7,024</u>
<b>EXPENDITURES</b>				
Operating Expenses	\$ 3,766	\$ 3,462	\$ 3,941	\$ 4,075
Transfers and Reserves	-	-	2,846	2,949
TOTAL - EXPENDITURES	<u>\$ 3,766</u>	<u>\$ 3,462</u>	<u>\$ 6,787</u>	<u>\$ 7,024</u>

FUND: HORIZON NORTH LIGHTING - 7151  
 FUNCTION: TRANSPORTATION - 54010  
 DEPARTMENT: MSBU - 94100  
 DIVISION: HORIZON NORTH LIGHTING - 09151

	FY 2007 ACTUAL	FY 2008 ACTUAL	FY 2009 BUDGET	FY 2010 APPROVED
TOTAL - REVENUE	\$ 6,326	\$ 6,291	\$ 7,517	\$ 7,625
	<u>\$ 6,326</u>	<u>\$ 6,291</u>	<u>\$ 7,517</u>	<u>\$ 7,625</u>
<b>EXPENDITURES</b>				
Operating Expenses	\$ 4,985	\$ 6,269	\$ 5,138	\$ 5,243
Transfers and Reserves	-	-	2,379	2,382
TOTAL - EXPENDITURES	<u>\$ 4,985</u>	<u>\$ 6,269</u>	<u>\$ 7,517</u>	<u>\$ 7,625</u>

FUND: EAST LINDEN ESTATES LIGHTING - 7161  
 FUNCTION: TRANSPORTATION - 54010  
 DEPARTMENT: MSBU - 94100  
 DIVISION: EAST LINDEN ESTATES LIGHTING - 09161

	FY 2007 ACTUAL	FY 2008 ACTUAL	FY 2009 BUDGET	FY 2010 APPROVED
TOTAL - REVENUE	\$ 20,781	\$ 20,814	\$ 28,305	\$ 26,738
	<u>\$ 20,781</u>	<u>\$ 20,814</u>	<u>\$ 28,305</u>	<u>\$ 26,738</u>
<b>EXPENDITURES</b>				
Operating Expenses	\$ 20,493	\$ 18,482	\$ 23,196	\$ 21,790
Transfers and Reserves	-	-	5,109	4,948
TOTAL - EXPENDITURES	<u>\$ 20,493</u>	<u>\$ 18,482</u>	<u>\$ 28,305</u>	<u>\$ 26,738</u>

FUND: THE OAKS LIGHTING - 7171  
 FUNCTION: TRANSPORTATION - 54010  
 DEPARTMENT: MSBU - 94100  
 DIVISION: THE OAKS LIGHTING - 09171

	FY 2007 ACTUAL	FY 2008 ACTUAL	FY 2009 BUDGET	FY 2010 APPROVED
TOTAL - REVENUE	\$ 18,343	\$ 18,931	\$ 29,547	\$ 28,137
	<u>\$ 18,343</u>	<u>\$ 18,931</u>	<u>\$ 29,547</u>	<u>\$ 28,137</u>
<b>EXPENDITURES</b>				
Operating Expenses	\$ 17,062	\$ 16,457	\$ 18,418	\$ 17,303
Transfers and Reserves	-	-	11,129	10,834
TOTAL - EXPENDITURES	<u>\$ 17,062</u>	<u>\$ 16,457</u>	<u>\$ 29,547</u>	<u>\$ 28,137</u>

FUND: SEVEN HILLS LIGHTING - 7181  
 FUNCTION: TRANSPORTATION - 54010  
 DEPARTMENT: MSBU - 94100  
 DIVISION: SEVEN HILLS LIGHTING - 09181

	FY 2007 ACTUAL	FY 2008 ACTUAL	FY 2009 BUDGET	FY 2010 APPROVED
TOTAL - REVENUE	\$ 74,445	\$ 75,487	\$ 104,027	\$ 103,043
	<u>\$ 74,445</u>	<u>\$ 75,487</u>	<u>\$ 104,027</u>	<u>\$ 103,043</u>
<b>EXPENDITURES</b>				
Operating Expenses	\$ 58,725	\$ 58,389	\$ 60,943	\$ 62,320
Transfers and Reserves	-	-	43,084	40,723
TOTAL - EXPENDITURES	<u>\$ 58,725</u>	<u>\$ 58,389</u>	<u>\$ 104,027</u>	<u>\$ 103,043</u>

FUND: WATERFALL PLACE LIGHTING - 7191  
 FUNCTION: TRANSPORTATION - 54010  
 DEPARTMENT: MSBU - 94100  
 DIVISION: WATERFALL PLACE LIGHTING - 09191

	FY 2007 ACTUAL	FY 2008 ACTUAL	FY 2009 BUDGET	FY 2010 APPROVED
TOTAL - REVENUE	\$ 4,092	\$ 4,093	\$ 5,983	\$ 5,655
	<u>\$ 4,092</u>	<u>\$ 4,093</u>	<u>\$ 5,983</u>	<u>\$ 5,655</u>
<b>EXPENDITURES</b>				
Operating Expenses	\$ 4,011	\$ 3,661	\$ 4,158	\$ 4,183
Transfers and Reserves	-	-	1,825	1,472
TOTAL - EXPENDITURES	<u>\$ 4,011</u>	<u>\$ 3,661</u>	<u>\$ 5,983</u>	<u>\$ 5,655</u>

FUND: POTTERFIELD GARDEN ACRES LIGHTING - 7201  
 FUNCTION: TRANSPORTATION - 54010  
 DEPARTMENT: MSBU - 94100  
 DIVISION: POTTERFIELD GARDEN ACRES LIGHTING - 09201

	FY 2007 ACTUAL	FY 2008 ACTUAL	FY 2009 BUDGET	FY 2010 APPROVED
TOTAL - REVENUE	\$ 3,337	\$ 3,374	\$ 6,013	\$ 5,516
	<u>\$ 3,337</u>	<u>\$ 3,374</u>	<u>\$ 6,013</u>	<u>\$ 5,516</u>
<b>EXPENDITURES</b>				
Operating Expenses	\$ 2,388	\$ 2,086	\$ 2,465	\$ 2,512
Transfers and Reserves	-	-	3,548	3,004
TOTAL - EXPENDITURES	<u>\$ 2,388</u>	<u>\$ 2,086</u>	<u>\$ 6,013</u>	<u>\$ 5,516</u>

FUND: REGENCY OAKS MULTIPURPOSE - 7211  
 FUNCTION: TRANSPORTATION - 54010  
 DEPARTMENT: MSBU - 94100  
 DIVISION: REGENCY OAKS MULTIPURPOSE - 09211

	FY 2007 ACTUAL	FY 2008 ACTUAL	FY 2009 BUDGET	FY 2010 APPROVED
TOTAL - REVENUE	\$ 25,907	\$ 25,732	\$ 29,561	\$ 31,132
	<u>\$ 25,907</u>	<u>\$ 25,732</u>	<u>\$ 29,561</u>	<u>\$ 31,132</u>
<b>EXPENDITURES</b>				
Operating Expenses	\$ 25,422	\$ 32,359	\$ 29,561	\$ 27,460
Transfers and Reserves	-	-	-	3,672
TOTAL - EXPENDITURES	<u>\$ 25,422</u>	<u>\$ 32,359</u>	<u>\$ 29,561</u>	<u>\$ 31,132</u>

FUND: HILL N DALE LIGHTING - 7221  
 FUNCTION: TRANSPORTATION - 54010  
 DEPARTMENT: MSBU - 94100  
 DIVISION: HILL N DALE LIGHTING - 09221

	FY 2007 ACTUAL	FY 2008 ACTUAL	FY 2009 BUDGET	FY 2010 APPROVED
TOTAL - REVENUE	\$ 8,345	\$ 7,915	\$ 19,455	\$ 20,730
	<u>\$ 8,345</u>	<u>\$ 7,915</u>	<u>\$ 19,455</u>	<u>\$ 20,730</u>
<b>EXPENDITURES</b>				
Operating Expenses	\$ 15,991	\$ 15,600	\$ 19,455	\$ 18,084
Transfers and Reserves	-	-	-	2,646
TOTAL - EXPENDITURES	<u>\$ 15,991</u>	<u>\$ 15,600</u>	<u>\$ 19,455</u>	<u>\$ 20,730</u>

FUND: BERKELEY MANOR MULTIPURPOSE - 7231  
 FUNCTION: TRANSPORTATION - 54010  
 DEPARTMENT: MSBU - 94100  
 DIVISION: BERKELEY MANOR MULTIPURPOSE - 09231

	FY 2007 ACTUAL	FY 2008 ACTUAL	FY 2009 BUDGET	FY 2010 APPROVED
TOTAL - REVENUE	\$ 28,026	\$ 28,135	\$ 43,332	\$ 41,560
	<u>\$ 28,026</u>	<u>\$ 28,135</u>	<u>\$ 43,332</u>	<u>\$ 41,560</u>
<b>EXPENDITURES</b>				
Operating Expenses	\$ 26,910	\$ 27,239	\$ 34,082	\$ 31,622
Transfers and Reserves	-	-	9,250	9,938
TOTAL - EXPENDITURES	<u>\$ 26,910</u>	<u>\$ 27,239</u>	<u>\$ 43,332</u>	<u>\$ 41,560</u>

FUND: RAINBOW WOODS LIGHTING - 7241  
 FUNCTION: TRANSPORTATION - 54010  
 DEPARTMENT: MSBU - 94100  
 DIVISION: RAINBOW WOODS LIGHTING - 09241

	FY 2007 ACTUAL	FY 2008 ACTUAL	FY 2009 BUDGET	FY 2010 APPROVED
TOTAL - REVENUE	\$ 10,942	\$ 10,976	\$ 19,915	\$ 19,464
	<u>\$ 10,942</u>	<u>\$ 10,976</u>	<u>\$ 19,915</u>	<u>\$ 19,464</u>
<b>EXPENDITURES</b>				
Operating Expenses	\$ 9,696	\$ 9,296	\$ 10,209	\$ 10,184
Transfers and Reserves	-	-	9,706	9,280
TOTAL - EXPENDITURES	<u>\$ 9,696</u>	<u>\$ 9,296</u>	<u>\$ 19,915</u>	<u>\$ 19,464</u>

FUND: CHADBROOK LIGHTING - 7251  
 FUNCTION: TRANSPORTATION - 54010  
 DEPARTMENT: MSBU - 94100  
 DIVISION: CHADBROOK LIGHTING - 09251

	FY 2007 ACTUAL	FY 2008 ACTUAL	FY 2009 BUDGET	FY 2010 APPROVED
TOTAL - REVENUE	\$ 1,906	\$ 1,891	\$ 2,664	\$ 2,639
	<u>\$ 1,906</u>	<u>\$ 1,891</u>	<u>\$ 2,664</u>	<u>\$ 2,639</u>
<b>EXPENDITURES</b>				
Operating Expenses	\$ 1,788	\$ 1,506	\$ 1,820	\$ 1,843
Transfers and Reserves	-	-	844	796
TOTAL - EXPENDITURES	<u>\$ 1,788</u>	<u>\$ 1,506</u>	<u>\$ 2,664</u>	<u>\$ 2,639</u>

FUND: ELWOOD ACRES LIGHTING - 7261  
 FUNCTION: TRANSPORTATION - 54010  
 DEPARTMENT: MSBU - 94100  
 DIVISION: ELWOOD ACRES LIGHTING - 09261

	FY 2007 ACTUAL	FY 2008 ACTUAL	FY 2009 BUDGET	FY 2010 APPROVED
TOTAL - REVENUE	\$ 1,385	\$ 1,649	\$ 2,437	\$ 2,420
	<u>\$ 1,385</u>	<u>\$ 1,649</u>	<u>\$ 2,437</u>	<u>\$ 2,420</u>
<b>EXPENDITURES</b>				
Operating Expenses	\$ 1,507	\$ 1,167	\$ 1,627	\$ 1,455
Transfers and Reserves	-	-	810	965
TOTAL - EXPENDITURES	<u>\$ 1,507</u>	<u>\$ 1,167</u>	<u>\$ 2,437</u>	<u>\$ 2,420</u>

FUND: SUTTON PLACE LIGHTING - 7271  
 FUNCTION: TRANSPORTATION - 54010  
 DEPARTMENT: MSBU - 94100  
 DIVISION: SUTTON PLACE LIGHTING - 09271

	FY 2007 ACTUAL	FY 2008 ACTUAL	FY 2009 BUDGET	FY 2010 APPROVED
TOTAL - REVENUE	\$ 2,237	\$ 2,860	\$ 3,871	\$ 3,708
	\$ 2,237	\$ 2,860	\$ 3,871	\$ 3,708
<b>EXPENDITURES</b>				
Operating Expenses	\$ 2,368	\$ 2,048	\$ 2,419	\$ 2,451
Transfers and Reserves	-	-	1,452	1,257
TOTAL - EXPENDITURES	\$ 2,368	\$ 2,048	\$ 3,871	\$ 3,708

FUND: AMIDON WOODS LIGHTING - 7281  
 FUNCTION: TRANSPORTATION - 54010  
 DEPARTMENT: MSBU - 94100  
 DIVISION: AMIDON WOODS LIGHTING - 09281

	FY 2007 ACTUAL	FY 2008 ACTUAL	FY 2009 BUDGET	FY 2010 APPROVED
TOTAL - REVENUE	\$ 5,241	\$ 5,273	\$ 7,351	\$ 7,316
	\$ 5,241	\$ 5,273	\$ 7,351	\$ 7,316
<b>EXPENDITURES</b>				
Operating Expenses	\$ 4,328	\$ 3,972	\$ 4,453	\$ 4,488
Transfers and Reserves	-	-	2,898	2,828
TOTAL - EXPENDITURES	\$ 4,328	\$ 3,972	\$ 7,351	\$ 7,316

FUND: LINDEN RETREATS LIGHTING - 7291  
 FUNCTION: TRANSPORTATION - 54010  
 DEPARTMENT: MSBU - 94100  
 DIVISION: LINDEN RETREATS LIGHTING - 09291

	FY 2007 ACTUAL	FY 2008 ACTUAL	FY 2009 BUDGET	FY 2010 APPROVED
TOTAL - REVENUE	\$ 3,422	\$ 3,472	\$ 5,252	\$ 5,196
	\$ 3,422	\$ 3,472	\$ 5,252	\$ 5,196
<b>EXPENDITURES</b>				
Operating Expenses	\$ 2,655	\$ 2,387	\$ 2,999	\$ 2,762
Transfers and Reserves	-	-	2,253	2,434
TOTAL - EXPENDITURES	\$ 2,655	\$ 2,387	\$ 5,252	\$ 5,196

FUND: PRISTINE PLACE MULTIPURPOSE - 7321  
 FUNCTION: TRANSPORTATION - 54010  
 DEPARTMENT: MSBU - 94100  
 DIVISION: PRISTINE PLACE MULTIPURPOSE - 09321

	FY 2007 ACTUAL	FY 2008 ACTUAL	FY 2009 BUDGET	FY 2010 APPROVED
TOTAL - REVENUE	\$ 58,333	\$ 58,392	\$ 177,948	\$ 181,997
EXPENDITURES				
Operating Expenses	\$ 42,257	\$ 41,833	\$ 45,773	\$ 44,427
Transfers and Reserves	-	-	132,175	137,570
TOTAL - EXPENDITURES	\$ 42,257	\$ 41,833	\$ 177,948	\$ 181,997

FUND: HOLLAND SPRINGS MULTIPURPOSE - 7331  
 FUNCTION: TRANSPORTATION - 54010  
 DEPARTMENT: MSBU - 94100  
 DIVISION: HOLLAND SPRINGS MULTIPURPOSE - 09331

	FY 2007 ACTUAL	FY 2008 ACTUAL	FY 2009 BUDGET	FY 2010 APPROVED
TOTAL - REVENUE	\$ 7,202	\$ 7,050	\$ 42,754	\$ 42,379
EXPENDITURES				
Operating Expenses	\$ 6,066	\$ 5,222	\$ 7,204	\$ 5,884
Transfers and Reserves	-	-	35,550	36,495
TOTAL - EXPENDITURES	\$ 6,066	\$ 5,222	\$ 42,754	\$ 42,379

FUND: DRY CREEK ESTATES LIGHTING - 7341  
 FUNCTION: TRANSPORTATION - 54010  
 DEPARTMENT: MSBU - 94100  
 DIVISION: DRY CREEK ESTATES LIGHTING - 09341

	FY 2007 ACTUAL	FY 2008 ACTUAL	FY 2009 BUDGET	FY 2010 APPROVED
TOTAL - REVENUE	\$ 2,966	\$ 2,995	\$ 4,996	\$ 4,830
EXPENDITURES				
Operating Expenses	\$ 2,162	\$ 1,857	\$ 3,726	\$ 2,276
Transfers and Reserves	-	-	1,270	2,554
TOTAL - EXPENDITURES	\$ 2,162	\$ 1,857	\$ 4,996	\$ 4,830

FUND: HUNTINGTON WOODS LIGHTING - 7351  
 FUNCTION: TRANSPORTATION - 54010  
 DEPARTMENT: MSBU - 94100  
 DIVISION: HUNTINGTON WOODS LIGHTING - 09351

	FY 2007 ACTUAL	FY 2008 ACTUAL	FY 2009 BUDGET	FY 2010 APPROVED
TOTAL - REVENUE	\$ 5,027	\$ 5,078	\$ 7,587	\$ 7,253
	<u>\$ 5,027</u>	<u>\$ 5,078</u>	<u>\$ 7,587</u>	<u>\$ 7,253</u>
<b>EXPENDITURES</b>				
Operating Expenses	\$ 4,003	\$ 3,683	\$ 4,385	\$ 4,154
Transfers and Reserves	-	-	3,202	3,099
TOTAL - EXPENDITURES	<u>\$ 4,003</u>	<u>\$ 3,683</u>	<u>\$ 7,587</u>	<u>\$ 7,253</u>

FUND: LINDENWOOD LIGHTING - 7361  
 FUNCTION: TRANSPORTATION - 54010  
 DEPARTMENT: MSBU - 94100  
 DIVISION: LINDENWOOD LIGHTING - 09361

	FY 2007 ACTUAL	FY 2008 ACTUAL	FY 2009 BUDGET	FY 2010 APPROVED
TOTAL - REVENUE	\$ 4,460	\$ 4,474	\$ 6,611	\$ 6,275
	<u>\$ 4,460</u>	<u>\$ 4,474</u>	<u>\$ 6,611</u>	<u>\$ 6,275</u>
<b>EXPENDITURES</b>				
Operating Expenses	\$ 4,280	\$ 3,963	\$ 4,687	\$ 4,469
Transfers and Reserves	-	-	1,924	1,806
TOTAL - EXPENDITURES	<u>\$ 4,280</u>	<u>\$ 3,963</u>	<u>\$ 6,611</u>	<u>\$ 6,275</u>

FUND: BARONY WOODS LIGHTING - 7371  
 FUNCTION: TRANSPORTATION - 54010  
 DEPARTMENT: MSBU - 94100  
 DIVISION: BARONY WOODS LIGHTING - 09371

	FY 2007 ACTUAL	FY 2008 ACTUAL	FY 2009 BUDGET	FY 2010 APPROVED
TOTAL - REVENUE	\$ 7,250	\$ 7,455	\$ 11,974	\$ 11,451
	<u>\$ 7,250</u>	<u>\$ 7,455</u>	<u>\$ 11,974</u>	<u>\$ 11,451</u>
<b>EXPENDITURES</b>				
Operating Expenses	\$ 5,386	\$ 4,647	\$ 6,776	\$ 5,531
Transfers and Reserves	-	-	5,198	5,920
TOTAL - EXPENDITURES	<u>\$ 5,386</u>	<u>\$ 4,647</u>	<u>\$ 11,974</u>	<u>\$ 11,451</u>

FUND: BARONY WOODS EAST LIGHTING - 7381  
 FUNCTION: TRANSPORTATION - 54010  
 DEPARTMENT: MSBU - 94100  
 DIVISION: BARONY WOODS EAST LIGHTING - 09381

	FY 2007 ACTUAL	FY 2008 ACTUAL	FY 2009 BUDGET	FY 2010 APPROVED
TOTAL - REVENUE	\$ 5,032	\$ 3,653	\$ 6,778	\$ 6,668
EXPENDITURES				
Operating Expenses	\$ 3,968	\$ 3,256	\$ 3,848	\$ 3,678
Transfers and Reserves	-	-	2,930	2,990
TOTAL - EXPENDITURES	\$ 3,968	\$ 3,256	\$ 6,778	\$ 6,668

FUND: WOODLAND WATERS LIGHTING - 7391  
 FUNCTION: TRANSPORTATION - 54010  
 DEPARTMENT: MSBU - 94100  
 DIVISION: WOODLAND WATERS LIGHTING - 09391

	FY 2007 ACTUAL	FY 2008 ACTUAL	FY 2009 BUDGET	FY 2010 APPROVED
TOTAL - REVENUE	\$ 36,781	\$ 37,222	\$ 55,264	\$ 56,457
EXPENDITURES				
Operating Expenses	\$ 27,470	\$ 27,089	\$ 29,978	\$ 29,062
Transfers and Reserves	-	-	25,286	27,395
TOTAL - EXPENDITURES	\$ 27,470	\$ 27,089	\$ 55,264	\$ 56,457

FUND: WOODLAND WATERS PHASE 6 LIGHTING - 7392  
 FUNCTION: TRANSPORTATION - 54010  
 DEPARTMENT: MSBU - 94100  
 DIVISION: WOODLAND WATERS PHASE 6 LIGHTING - 09392

	FY 2007 ACTUAL	FY 2008 ACTUAL	FY 2009 BUDGET	FY 2010 APPROVED
TOTAL - REVENUE	\$ -	\$ -	\$ 5,571	\$ 6,956
EXPENDITURES				
Operating Expenses	\$ -	\$ -	\$ 4,737	\$ 4,325
Transfers and Reserves	-	-	834	2,631
TOTAL - EXPENDITURES	\$ -	\$ -	\$ 5,571	\$ 6,956

FUND: HERNANDO BEACH LIGHTING - 7401  
 FUNCTION: TRANSPORTATION - 54010  
 DEPARTMENT: MSBU - 94100  
 DIVISION: HERNANDO BEACH LIGHTING - 09401

	FY 2007 ACTUAL	FY 2008 ACTUAL	FY 2009 BUDGET	FY 2010 APPROVED
TOTAL - REVENUE	\$ 2,398	\$ 2,467	\$ 4,605	\$ 6,410
	<u>\$ 2,398</u>	<u>\$ 2,467</u>	<u>\$ 4,605</u>	<u>\$ 6,410</u>
<b>EXPENDITURES</b>				
Operating Expenses	\$ 2,006	\$ 2,732	\$ 3,140	\$ 3,979
Transfers and Reserves	-	-	1,465	2,431
TOTAL - EXPENDITURES	<u>\$ 2,006</u>	<u>\$ 2,732</u>	<u>\$ 4,605</u>	<u>\$ 6,410</u>

FUND: SKYLAND PINES LIGHTING - 7411  
 FUNCTION: TRANSPORTATION - 54010  
 DEPARTMENT: MSBU - 94100  
 DIVISION: SKYLAND PINES LIGHTING - 09411

	FY 2007 ACTUAL	FY 2008 ACTUAL	FY 2009 BUDGET	FY 2010 APPROVED
TOTAL - REVENUE	\$ 2,229	\$ 2,233	\$ 2,536	\$ 2,557
	<u>\$ 2,229</u>	<u>\$ 2,233</u>	<u>\$ 2,536</u>	<u>\$ 2,557</u>
<b>EXPENDITURES</b>				
Operating Expenses	\$ 1,848	\$ 2,344	\$ 1,847	\$ 1,925
Transfers and Reserves	-	-	689	632
TOTAL - EXPENDITURES	<u>\$ 1,848</u>	<u>\$ 2,344</u>	<u>\$ 2,536</u>	<u>\$ 2,557</u>

FUND: CASTLE COURT LIGHTING - 7451  
 FUNCTION: TRANSPORTATION - 54010  
 DEPARTMENT: MSBU - 94100  
 DIVISION: CASTLE COURT LIGHTING - 09451

	FY 2007 ACTUAL	FY 2008 ACTUAL	FY 2009 BUDGET	FY 2010 APPROVED
TOTAL - REVENUE	\$ 2,010	\$ 2,016	\$ 2,887	\$ 2,777
	<u>\$ 2,010</u>	<u>\$ 2,016</u>	<u>\$ 2,887</u>	<u>\$ 2,777</u>
<b>EXPENDITURES</b>				
Operating Expenses	\$ 1,900	\$ 1,690	\$ 2,514	\$ 1,994
Transfers and Reserves	-	-	373	783
TOTAL - EXPENDITURES	<u>\$ 1,900</u>	<u>\$ 1,690</u>	<u>\$ 2,887</u>	<u>\$ 2,777</u>

FUND: LINDSEY ACRES LIGHTING - 7461  
 FUNCTION: TRANSPORTATION - 54010  
 DEPARTMENT: MSBU - 94100  
 DIVISION: LINDSEY ACRES LIGHTING - 09461

	FY 2007 ACTUAL	FY 2008 ACTUAL	FY 2009 BUDGET	FY 2010 APPROVED
TOTAL - REVENUE	\$ 1,870	\$ 1,861	\$ 2,868	\$ 2,155
	<u>\$ 1,870</u>	<u>\$ 1,861</u>	<u>\$ 2,868</u>	<u>\$ 2,155</u>
<b>EXPENDITURES</b>				
Operating Expenses	\$ 1,727	\$ 2,628	\$ 1,772	\$ 1,810
Transfers and Reserves	-	-	1,096	345
TOTAL - EXPENDITURES	<u>\$ 1,727</u>	<u>\$ 2,628</u>	<u>\$ 2,868</u>	<u>\$ 2,155</u>

FUND: HERNANDO BEACH BOATLIFT - 7511  
 FUNCTION: TRANSPORTATION - 54010  
 DEPARTMENT: MSBU - 94100  
 DIVISION: HERNANDO BEACH BOATLIFT - 09511

	FY 2007 ACTUAL	FY 2008 ACTUAL	FY 2009 BUDGET	FY 2010 APPROVED
TOTAL - REVENUE	\$ 29,860	\$ 30,929	\$ 49,408	\$ 48,573
	<u>\$ 29,860</u>	<u>\$ 30,929</u>	<u>\$ 49,408</u>	<u>\$ 48,573</u>
<b>EXPENDITURES</b>				
Operating Expenses	\$ 21,488	\$ 13,839	\$ 38,044	\$ 13,178
Capital Outlay	23,000	-	-	-
Debt Services	-	-	-	22,342
Transfers and Reserves	-	-	11,364	13,053
TOTAL - EXPENDITURES	<u>\$ 44,488</u>	<u>\$ 13,839</u>	<u>\$ 49,408</u>	<u>\$ 48,573</u>

FUND: WEEKI WACHEE WOODLANDS LIGHTING - 7521  
 FUNCTION: TRANSPORTATION - 54010  
 DEPARTMENT: MSBU - 94100  
 DIVISION: WEEKI WACHEE WOODLANDS LIGHTING - 09521

	FY 2007 ACTUAL	FY 2008 ACTUAL	FY 2009 BUDGET	FY 2010 APPROVED
TOTAL - REVENUE	\$ 14,082	\$ 14,185	\$ 23,385	\$ 21,946
	<u>\$ 14,082</u>	<u>\$ 14,185</u>	<u>\$ 23,385</u>	<u>\$ 21,946</u>
<b>EXPENDITURES</b>				
Operating Expenses	\$ 9,822	\$ 9,467	\$ 11,945	\$ 10,350
Transfers and Reserves	-	-	11,440	11,596
TOTAL - EXPENDITURES	<u>\$ 9,822</u>	<u>\$ 9,467</u>	<u>\$ 23,385</u>	<u>\$ 21,946</u>

FUND: RIDGE MANOR LIGHTING - 7531  
 FUNCTION: TRANSPORTATION - 54010  
 DEPARTMENT: MSBU - 94100  
 DIVISION: RIDGE MANOR LIGHTING - 09531

	FY 2007 ACTUAL	FY 2008 ACTUAL	FY 2009 BUDGET	FY 2010 APPROVED
TOTAL - REVENUE	\$ 9,431	\$ 11,628	\$ 14,927	\$ 15,750
	<u>\$ 9,431</u>	<u>\$ 11,628</u>	<u>\$ 14,927</u>	<u>\$ 15,750</u>
<b>EXPENDITURES</b>				
Operating Expenses	\$ 9,588	\$ 9,452	\$ 9,959	\$ 10,705
Transfers and Reserves	-	-	4,968	5,045
TOTAL - EXPENDITURES	<u>\$ 9,588</u>	<u>\$ 9,452</u>	<u>\$ 14,927</u>	<u>\$ 15,750</u>

FUND: DAMAC ESTATES LIGHTING - 7541  
 FUNCTION: TRANSPORTATION - 54010  
 DEPARTMENT: MSBU - 94100  
 DIVISION: DAMAC ESTATES LIGHTING - 09541

	FY 2007 ACTUAL	FY 2008 ACTUAL	FY 2009 BUDGET	FY 2010 APPROVED
TOTAL - REVENUE	\$ 4,062	\$ 3,994	\$ 4,724	\$ 5,571
	<u>\$ 4,062</u>	<u>\$ 3,994</u>	<u>\$ 4,724</u>	<u>\$ 5,571</u>
<b>EXPENDITURES</b>				
Operating Expenses	\$ 5,044	\$ 3,637	\$ 4,052	\$ 4,166
Transfers and Reserves	-	-	672	1,405
TOTAL - EXPENDITURES	<u>\$ 5,044</u>	<u>\$ 3,637</u>	<u>\$ 4,724</u>	<u>\$ 5,571</u>

FUND: LAKESIDE ACRES STREET LIGHTING - 7571  
 FUNCTION: TRANSPORTATION - 54010  
 DEPARTMENT: MSBU - 94100  
 DIVISION: LAKESIDE ACRES STREET LIGHTING - 09571

	FY 2007 ACTUAL	FY 2008 ACTUAL	FY 2009 BUDGET	FY 2010 APPROVED
TOTAL - REVENUE	\$ 5,325	\$ 5,324	\$ 7,921	\$ 7,916
	<u>\$ 5,325</u>	<u>\$ 5,324</u>	<u>\$ 7,921</u>	<u>\$ 7,916</u>
<b>EXPENDITURES</b>				
Operating Expenses	\$ 4,910	\$ 4,560	\$ 5,178	\$ 5,286
Transfers and Reserves	-	-	2,743	2,630
TOTAL - EXPENDITURES	<u>\$ 4,910</u>	<u>\$ 4,560</u>	<u>\$ 7,921</u>	<u>\$ 7,916</u>

FUND: RIDGE MANOR WEST STREET LIGHTING - 7581  
 FUNCTION: TRANSPORTATION - 54010  
 DEPARTMENT: MSBU - 94100  
 DIVISION: RIDGE MANOR WEST STREET LIGHTING - 09581

	FY 2007 ACTUAL	FY 2008 ACTUAL	FY 2009 BUDGET	FY 2010 APPROVED
TOTAL - REVENUE	\$ 17,291	\$ 17,544	\$ 24,469	\$ 25,153
	<u>\$ 17,291</u>	<u>\$ 17,544</u>	<u>\$ 24,469</u>	<u>\$ 25,153</u>
<b>EXPENDITURES</b>				
Operating Expenses	\$ 13,416	\$ 14,211	\$ 15,151	\$ 15,699
Transfers and Reserves	-	-	9,318	9,454
TOTAL - EXPENDITURES	<u>\$ 13,416</u>	<u>\$ 14,211</u>	<u>\$ 24,469</u>	<u>\$ 25,153</u>

FUND: DEERFIELD ACRES STREET LIGHTING - 7591  
 FUNCTION: TRANSPORTATION - 54010  
 DEPARTMENT: MSBU - 94100  
 DIVISION: DEERFIELD ACRES STREET LIGHTING - 09591

	FY 2007 ACTUAL	FY 2008 ACTUAL	FY 2009 BUDGET	FY 2010 APPROVED
TOTAL - REVENUE	\$ 13,628	\$ 17,527	\$ 21,621	\$ 21,644
	<u>\$ 13,628</u>	<u>\$ 17,527</u>	<u>\$ 21,621</u>	<u>\$ 21,644</u>
<b>EXPENDITURES</b>				
Operating Expenses	\$ 12,321	\$ 12,112	\$ 14,435	\$ 12,579
Transfers and Reserves	-	-	7,186	9,065
TOTAL - EXPENDITURES	<u>\$ 12,321</u>	<u>\$ 12,112</u>	<u>\$ 21,621</u>	<u>\$ 21,644</u>

FUND: SILVERTHORN STREET LIGHTING - 7671  
 FUNCTION: TRANSPORTATION - 54010  
 DEPARTMENT: MSBU - 94100  
 DIVISION: SILVERTHORN STREET LIGHTING - 09671

	FY 2007 ACTUAL	FY 2008 ACTUAL	FY 2009 BUDGET	FY 2010 APPROVED
TOTAL - REVENUE	\$ 89,481	\$ 90,360	\$ 122,931	\$ 125,320
	<u>\$ 89,481</u>	<u>\$ 90,360</u>	<u>\$ 122,931</u>	<u>\$ 125,320</u>
<b>EXPENDITURES</b>				
Operating Expenses	\$ 76,228	\$ 75,520	\$ 81,285	\$ 78,994
Transfers and Reserves	-	-	41,646	46,326
TOTAL - EXPENDITURES	<u>\$ 76,228</u>	<u>\$ 75,520</u>	<u>\$ 122,931</u>	<u>\$ 125,320</u>

FUND: SPRINGWOOD ESTATES STREET LIGHTING - 7681  
 FUNCTION: TRANSPORTATION - 54010  
 DEPARTMENT: MSBU - 94100  
 DIVISION: SPRINGWOOD ESTATES STREET LIGHTING - 09681

	FY 2007 ACTUAL	FY 2008 ACTUAL	FY 2009 BUDGET	FY 2010 APPROVED
TOTAL - REVENUE	\$ 6,278	\$ 6,302	\$ 11,531	\$ 11,963
	<u>\$ 6,278</u>	<u>\$ 6,302</u>	<u>\$ 11,531</u>	<u>\$ 11,963</u>
<b>EXPENDITURES</b>				
Operating Expenses	\$ 5,581	\$ 5,201	\$ 6,113	\$ 5,835
Transfers and Reserves	-	-	5,418	6,128
TOTAL - EXPENDITURES	<u>\$ 5,581</u>	<u>\$ 5,201</u>	<u>\$ 11,531</u>	<u>\$ 11,963</u>

FUND: WELLINGTON STREET LIGHTING - 7811  
 FUNCTION: TRANSPORTATION - 54010  
 DEPARTMENT: MSBU - 94100  
 DIVISION: WELLINGTON STREET LIGHTING - 09811

	FY 2007 ACTUAL	FY 2008 ACTUAL	FY 2009 BUDGET	FY 2010 APPROVED
TOTAL - REVENUE	\$ 116,638	\$ 118,838	\$ 113,661	\$ 2,491
	<u>\$ 116,638</u>	<u>\$ 118,838</u>	<u>\$ 113,661</u>	<u>\$ 2,491</u>
<b>EXPENDITURES</b>				
Operating Expenses	\$ 107,628	\$ 113,465	\$ 107,880	\$ 1,230
Transfers and Reserves	-	-	5,781	1,261
TOTAL - EXPENDITURES	<u>\$ 107,628</u>	<u>\$ 113,465</u>	<u>\$ 113,661</u>	<u>\$ 2,491</u>

FUND: HEATHER SOUND DRAINAGE/PAVING - 7841  
 FUNCTION: TRANSPORTATION - 54010  
 DEPARTMENT: MSBU - 94100  
 DIVISION: HEATHER SOUND DRAINAGE/PAVING - 09841

	FY 2007 ACTUAL	FY 2008 ACTUAL	FY 2009 BUDGET	FY 2010 APPROVED
TOTAL - REVENUE	\$ -	\$ 158	\$ -	\$ -
	<u>\$ -</u>	<u>\$ 158</u>	<u>\$ -</u>	<u>\$ -</u>
<b>EXPENDITURES</b>				
Operating Expenses	\$ -	\$ -	\$ -	\$ -
TOTAL - EXPENDITURES	<u>\$ -</u>	<u>\$ -</u>	<u>\$ -</u>	<u>\$ -</u>

FUND: OAKLEY MUD RIVER BRIDGE - 7851  
 FUNCTION: TRANSPORTATION - 54010  
 DEPARTMENT: MSBU - 94100  
 DIVISION: OAKLEY MUD RIVER BRIDGE - 09851

	FY 2007 ACTUAL	FY 2008 ACTUAL	FY 2009 BUDGET	FY 2010 APPROVED
TOTAL - REVENUE	\$ -	\$ 158	\$ -	\$ -
EXPENDITURES				
Operating Expenses	\$ -	\$ -	\$ -	\$ -
TOTAL - EXPENDITURES	\$ -	\$ -	\$ -	\$ -

FUND: WEST LINDEN ESTATES LIGHTING - 7861  
 FUNCTION: TRANSPORTATION - 54010  
 DEPARTMENT: MSBU - 94100  
 DIVISION: WEST LINDEN ESTATES LIGHTING - 09861

	FY 2007 ACTUAL	FY 2008 ACTUAL	FY 2009 BUDGET	FY 2010 APPROVED
TOTAL - REVENUE	\$ 7,774	\$ 6,963	\$ 11,728	\$ 12,182
EXPENDITURES				
Operating Expenses	\$ 5,369	\$ 5,168	\$ 6,504	\$ 5,748
Transfers and Reserves	-	-	5,224	6,434
TOTAL - EXPENDITURES	\$ 5,369	\$ 5,168	\$ 11,728	\$ 12,182

FUND: TRAILS AT RIVARD LIGHTING - 7871  
 FUNCTION: TRANSPORTATION - 54010  
 DEPARTMENT: MSBU - 94100  
 DIVISION: TRAILS AT RIVARD LIGHTING - 09871

	FY 2007 ACTUAL	FY 2008 ACTUAL	FY 2009 BUDGET	FY 2010 APPROVED
TOTAL - REVENUE	\$ 9,364	\$ 9,391	\$ 15,201	\$ 15,324
EXPENDITURES				
Operating Expenses	\$ 8,766	\$ 8,442	\$ 9,451	\$ 9,367
Transfers and Reserves	-	-	5,750	5,957
TOTAL - EXPENDITURES	\$ 8,766	\$ 8,442	\$ 15,201	\$ 15,324

FUND: EASTWOOD ESTATES LIGHTING - 7881  
 FUNCTION: TRANSPORTATION - 54010  
 DEPARTMENT: MSBU - 94100  
 DIVISION: EASTWOOD ESTATES LIGHTING - 09881

	FY 2007 ACTUAL	FY 2008 ACTUAL	FY 2009 BUDGET	FY 2010 APPROVED
TOTAL - REVENUE	\$ 1,514	\$ 2,445	\$ 3,227	\$ 3,053
EXPENDITURES				
Operating Expenses	\$ 1,228	\$ 990	\$ 1,151	\$ 1,249
Transfers and Reserves	-	-	2,076	1,804
TOTAL - EXPENDITURES	\$ 1,228	\$ 990	\$ 3,227	\$ 3,053

FUND: CASSON ROAD PAVING - 7891  
 FUNCTION: TRANSPORTATION - 54010  
 DEPARTMENT: MSBU - 94100  
 DIVISION: CASSON ROAD PAVING - 09891

	FY 2007 ACTUAL	FY 2008 ACTUAL	FY 2009 BUDGET	FY 2010 APPROVED
TOTAL - REVENUE	\$ 9,897	\$ 9,086	\$ 26,761	\$ 18,475
EXPENDITURES				
Operating Expenses	\$ 1,020	\$ 861	\$ 1,126	\$ 730
Debt Service	19,629	19,628	19,629	-
Transfers and Reserves	-	-	6,006	17,745
TOTAL - EXPENDITURES	\$ 20,649	\$ 20,489	\$ 26,761	\$ 18,475

FUND: FORT DADE MHP LIGHTING - 7901  
 FUNCTION: TRANSPORTATION - 54010  
 DEPARTMENT: MSBU - 94100  
 DIVISION: FORT DADE MHP LIGHTING - 09901

	FY 2007 ACTUAL	FY 2008 ACTUAL	FY 2009 BUDGET	FY 2010 APPROVED
TOTAL - REVENUE	\$ 9,111	\$ 9,256	\$ 14,962	\$ 15,006
EXPENDITURES				
Operating Expenses	\$ 6,325	\$ 6,095	\$ 6,953	\$ 6,971
Transfers and Reserves	-	-	8,009	8,035
TOTAL - EXPENDITURES	\$ 6,325	\$ 6,095	\$ 14,962	\$ 15,006

FUND: IRVING/HIGHFIELD PAVING - 7921  
 FUNCTION: TRANSPORTATION - 54010  
 DEPARTMENT: MSBU - 94100  
 DIVISION: IRVING/HIGHFIELD PAVING - 09921

	FY 2007 ACTUAL	FY 2008 ACTUAL	FY 2009 BUDGET	FY 2010 APPROVED
TOTAL - REVENUE	\$ 7,931	\$ 7,531	\$ 12,420	\$ 11,484
	<u>\$ 7,931</u>	<u>\$ 7,531</u>	<u>\$ 12,420</u>	<u>\$ 11,484</u>
<b>EXPENDITURES</b>				
Operating Expenses	\$ 930	\$ 851	\$ 786	\$ 730
Debt Service	17,844	17,844	-	-
Transfers and Reserves	-	-	11,634	10,754
TOTAL - EXPENDITURES	<u>\$ 18,774</u>	<u>\$ 18,695</u>	<u>\$ 12,420</u>	<u>\$ 11,484</u>

FUND: HAPPY ACRES ROAD PAVING - 7922  
 FUNCTION: TRANSPORTATION - 54010  
 DEPARTMENT: MSBU - 94100  
 DIVISION: HAPPY ACRES ROAD PAVING - 09922

	FY 2007 ACTUAL	FY 2008 ACTUAL	FY 2009 BUDGET	FY 2010 APPROVED
TOTAL - REVENUE	\$ 21,742	\$ 23,956	\$ 62,165	\$ 44,129
	<u>\$ 21,742</u>	<u>\$ 23,956</u>	<u>\$ 62,165</u>	<u>\$ 44,129</u>
<b>EXPENDITURES</b>				
Operating Expenses	\$ 1,403	\$ 1,332	\$ 1,354	\$ 1,457
Debt Service	34,677	34,677	34,678	34,677
Transfers and Reserves	-	-	26,133	7,995
TOTAL - EXPENDITURES	<u>\$ 36,080</u>	<u>\$ 36,009</u>	<u>\$ 62,165</u>	<u>\$ 44,129</u>

FUND: CROWELL ROAD PAVING - 7923  
 FUNCTION: TRANSPORTATION - 54010  
 DEPARTMENT: MSBU - 94100  
 DIVISION: CROWELL ROAD PAVING - 09923

	FY 2007 ACTUAL	FY 2008 ACTUAL	FY 2009 BUDGET	FY 2010 APPROVED
TOTAL - REVENUE	\$ 16,720	\$ 16,432	\$ 59,945	\$ 44,027
	<u>\$ 16,720</u>	<u>\$ 16,432</u>	<u>\$ 59,945</u>	<u>\$ 44,027</u>
<b>EXPENDITURES</b>				
Operating Expenses	\$ 1,225	\$ 1,144	\$ 1,277	\$ 1,266
Debt Service	28,080	28,080	28,081	28,081
Transfers and Reserves	-	-	30,587	14,680
TOTAL - EXPENDITURES	<u>\$ 29,305</u>	<u>\$ 29,224</u>	<u>\$ 59,945</u>	<u>\$ 44,027</u>

FUND: DESSERT SPARROW ROAD PAVING - 7924  
 FUNCTION: TRANSPORTATION - 54010  
 DEPARTMENT: MSBU - 94100  
 DIVISION: DESSERT SPARROW ROAD PAVING - 09924

	FY 2007 ACTUAL	FY 2008 ACTUAL	FY 2009 BUDGET	FY 2010 APPROVED
TOTAL - REVENUE	\$ 106,000	\$ 38,771	\$ 13,645	\$ 47,130
	<u>\$ 106,000</u>	<u>\$ 38,771</u>	<u>\$ 13,645</u>	<u>\$ 47,130</u>
<b>EXPENDITURES</b>				
Operating Expenses	\$ -	\$ 683	\$ 2,003	\$ 561
Debt Service	141,008	-	11,642	12,937
Transfers and Reserves	-	62,300	-	33,632
TOTAL - EXPENDITURES	<u>\$ 141,008</u>	<u>\$ 62,983</u>	<u>\$ 13,645</u>	<u>\$ 47,130</u>

FUND: BAHAMA SWALLOW ROAD PAVING - 7925  
 FUNCTION: TRANSPORTATION - 54010  
 DEPARTMENT: MSBU - 94100  
 DIVISION: BAHAMA SWALLOW ROAD PAVING - 09925

	FY 2007 ACTUAL	FY 2008 ACTUAL	FY 2009 BUDGET	FY 2010 APPROVED
TOTAL - REVENUE	\$ 103,000	\$ 30,133	\$ 13,774	\$ 41,032
	<u>\$ 103,000</u>	<u>\$ 30,133</u>	<u>\$ 13,774</u>	<u>\$ 41,032</u>
<b>EXPENDITURES</b>				
Operating Expenses	\$ -	\$ 689	\$ 1,423	\$ 1,122
Debt Service	141,029	-	12,351	13,051
Transfers and Reserves	-	60,132	-	26,859
TOTAL - EXPENDITURES	<u>\$ 141,029</u>	<u>\$ 60,821</u>	<u>\$ 13,774</u>	<u>\$ 41,032</u>

FUND: MITCHELL HEIGHTS STREET LIGHTING - 7931  
 FUNCTION: TRANSPORTATION - 54010  
 DEPARTMENT: MSBU - 94100  
 DIVISION: MITCHELL HEIGHTS STREET LIGHTING - 09931

	FY 2007 ACTUAL	FY 2008 ACTUAL	FY 2009 BUDGET	FY 2010 APPROVED
TOTAL - REVENUE	\$ 5,753	\$ 5,793	\$ 9,153	\$ 9,173
	<u>\$ 5,753</u>	<u>\$ 5,793</u>	<u>\$ 9,153</u>	<u>\$ 9,173</u>
<b>EXPENDITURES</b>				
Operating Expenses	\$ 4,497	\$ 4,095	\$ 4,826	\$ 4,563
Transfers and Reserves	-	-	4,327	4,610
TOTAL - EXPENDITURES	<u>\$ 4,497</u>	<u>\$ 4,095</u>	<u>\$ 9,153</u>	<u>\$ 9,173</u>

FUND: THE OAKS GROUNDS MAINTENANCE - 7941  
 FUNCTION: TRANSPORTATION - 54010  
 DEPARTMENT: MSBU - 94100  
 DIVISION: THE OAKS GROUNDS MAINTENANCE - 09941

	FY 2007 ACTUAL	FY 2008 ACTUAL	FY 2009 BUDGET	FY 2010 APPROVED
TOTAL - REVENUE	\$ 5,908	\$ 5,952	\$ 9,731	\$ 8,838
EXPENDITURES				
Operating Expenses	\$ 4,796	\$ 5,951	\$ 7,919	\$ 6,413
Transfers and Reserves	-	-	1,812	2,425
TOTAL - EXPENDITURES	\$ 4,796	\$ 5,951	\$ 9,731	\$ 8,838

FUND: STRINGER ROAD PAVING - 7951  
 FUNCTION: TRANSPORTATION - 54010  
 DEPARTMENT: MSBU - 94100  
 DIVISION: STRINGER ROAD PAVING - 09951

	FY 2007 ACTUAL	FY 2008 ACTUAL	FY 2009 BUDGET	FY 2010 APPROVED
TOTAL - REVENUE	\$ 3,053	\$ 2,889	\$ -	\$ 1,662
EXPENDITURES				
Operating Expenses	\$ 638	\$ 455	\$ -	\$ 5
Debt Service	7,222	7,229	-	-
Transfers and Reserves	-	-	-	1,657
TOTAL - EXPENDITURES	\$ 7,860	\$ 7,684	\$ -	\$ 1,662

FUND: FOX SPARROW ROAD PAVING - 7952  
 FUNCTION: TRANSPORTATION - 54010  
 DEPARTMENT: MSBU - 94100  
 DIVISION: FOX SPARROW ROAD PAVING - 09952

	FY 2007 ACTUAL	FY 2008 ACTUAL	FY 2009 BUDGET	FY 2010 APPROVED
TOTAL - REVENUE	\$ 4,146	\$ 3,988	\$ 19,066	\$ 16,118
EXPENDITURES				
Operating Expenses	\$ 721	\$ 605	\$ 792	\$ 827
Debt Service	5,391	5,391	5,392	5,390
Transfers and Reserves	-	-	12,882	9,901
TOTAL - EXPENDITURES	\$ 6,112	\$ 5,996	\$ 19,066	\$ 16,118

FUND: PALMWOOD PLACE PAVING - 7953  
 FUNCTION: TRANSPORTATION - 54010  
 DEPARTMENT: MSBU - 94100  
 DIVISION: PALMWOOD PLACE PAVING - 09953

	FY 2007 ACTUAL	FY 2008 ACTUAL	FY 2009 BUDGET	FY 2010 APPROVED
TOTAL - REVENUE	\$ 1,259	\$ 1,141	\$ 8,795	\$ 6,284
	\$ 1,259	\$ 1,141	\$ 8,795	\$ 6,284
<b>EXPENDITURES</b>				
Operating Expenses	\$ 360	\$ 420	\$ 626	\$ 594
Debt Service	2,652	2,567	2,483	2,398
Transfers and Reserves	-	-	5,686	3,292
TOTAL - EXPENDITURES	\$ 3,012	\$ 2,987	\$ 8,795	\$ 6,284

FUND: GYRA FALCON PAVING - 7954  
 FUNCTION: TRANSPORTATION - 54010  
 DEPARTMENT: MSBU - 94100  
 DIVISION: GYRA FALCON PAVING - 09954

	FY 2007 ACTUAL	FY 2008 ACTUAL	FY 2009 BUDGET	FY 2010 APPROVED
TOTAL - REVENUE	\$ 9,968	\$ 9,497	\$ 46,323	\$ 36,181
	\$ 9,968	\$ 9,497	\$ 46,323	\$ 36,181
<b>EXPENDITURES</b>				
Operating Expenses	\$ 616	\$ 788	\$ 1,071	\$ 1,013
Debt Service	17,680	17,114	16,549	15,984
Transfers and Reserves	-	-	28,703	19,184
TOTAL - EXPENDITURES	\$ 18,296	\$ 17,902	\$ 46,323	\$ 36,181

FUND: KNOLLWOOD DRIVE PAVING - 7955  
 FUNCTION: TRANSPORTATION - 54010  
 DEPARTMENT: MSBU - 94100  
 DIVISION: KNOLLWOOD DRIVE PAVING - 09955

	FY 2007 ACTUAL	FY 2008 ACTUAL	FY 2009 BUDGET	FY 2010 APPROVED
TOTAL - REVENUE	\$ 5,115	\$ 5,377	\$ 5,817	\$ 5,838
	\$ 5,115	\$ 5,377	\$ 5,817	\$ 5,838
<b>EXPENDITURES</b>				
Operating Expenses	\$ 503	\$ 511	\$ 732	\$ 669
Debt Service	-	5,477	5,085	5,116
Transfers and Reserves	5,657	-	-	53
TOTAL - EXPENDITURES	\$ 6,160	\$ 5,988	\$ 5,817	\$ 5,838

FUND: EGRET AVENUE PAVING - 7956  
 FUNCTION: TRANSPORTATION - 54010  
 DEPARTMENT: MSBU - 94100  
 DIVISION: EGRET AVENUE PAVING - 09956

	FY 2007 ACTUAL	FY 2008 ACTUAL	FY 2009 BUDGET	FY 2010 APPROVED
TOTAL - REVENUE	\$ 7,256	\$ 8,771	\$ 21,666	\$ 17,092
EXPENDITURES				
Operating Expenses	\$ 580	\$ 715	\$ 947	\$ 960
Debt Service	9,724	9,413	9,103	8,792
Transfers and Reserves	-	-	11,616	7,340
TOTAL - EXPENDITURES	\$ 10,304	\$ 10,128	\$ 21,666	\$ 17,092

FUND: NOCKLYN ROAD PAVING - 7957  
 FUNCTION: TRANSPORTATION - 54010  
 DEPARTMENT: MSBU - 94100  
 DIVISION: NOCKLYN ROAD PAVING - 09957

	FY 2007 ACTUAL	FY 2008 ACTUAL	FY 2009 BUDGET	FY 2010 APPROVED
TOTAL - REVENUE	\$ 6,910	\$ 6,050	\$ 25,347	\$ 18,764
EXPENDITURES				
Operating Expenses	\$ 583	\$ 599	\$ 877	\$ 865
Debt Service	10,785	10,440	10,096	9,751
Transfers and Reserves	-	-	14,374	8,148
TOTAL - EXPENDITURES	\$ 11,368	\$ 11,039	\$ 25,347	\$ 18,764

FUND: FLOWER AVENUE PAVING - 7958  
 FUNCTION: TRANSPORTATION - 54010  
 DEPARTMENT: MSBU - 94100  
 DIVISION: FLOWER AVENUE PAVING - 09958

	FY 2007 ACTUAL	FY 2008 ACTUAL	FY 2009 BUDGET	FY 2010 APPROVED
TOTAL - REVENUE	\$ 4,763	\$ 4,514	\$ 26,032	\$ 20,076
EXPENDITURES				
Operating Expenses	\$ 430	\$ 723	\$ 741	\$ 817
Debt Service	9,017	8,728	8,441	8,152
Transfers and Reserves	-	-	16,850	11,107
TOTAL - EXPENDITURES	\$ 9,447	\$ 9,452	\$ 26,032	\$ 20,076

FUND: MOON ROAD PAVING - 7959  
 FUNCTION: TRANSPORTATION - 54010  
 DEPARTMENT: MSBU - 94100  
 DIVISION: MOON ROAD PAVING - 09959

	FY 2007 ACTUAL	FY 2008 ACTUAL	FY 2009 BUDGET	FY 2010 APPROVED
TOTAL - REVENUE	\$ 20,908	\$ 21,629	\$ 37,840	\$ 31,627
<b>TOTAL - REVENUE</b>	<b>\$ 20,908</b>	<b>\$ 21,629</b>	<b>\$ 37,840</b>	<b>\$ 31,627</b>
<b>EXPENDITURES</b>				
Operating Expenses	\$ 1,095	\$ 1,345	\$ 1,417	\$ 1,525
Debt Service	28,642	27,725	26,809	25,893
Transfers and Reserves	-	-	9,614	4,209
<b>TOTAL - EXPENDITURES</b>	<b>\$ 29,737</b>	<b>\$ 29,070</b>	<b>\$ 37,840</b>	<b>\$ 31,627</b>

FUND: OVENBIRD ROAD PAVING - 7961  
 FUNCTION: TRANSPORTATION - 54010  
 DEPARTMENT: MSBU - 94100  
 DIVISION: OVENBIRD ROAD PAVING - 09961

	FY 2007 ACTUAL	FY 2008 ACTUAL	FY 2009 BUDGET	FY 2010 APPROVED
TOTAL - REVENUE	\$ 4,786	\$ 4,610	\$ 7,364	\$ 10,221
<b>TOTAL - REVENUE</b>	<b>\$ 4,786</b>	<b>\$ 4,610</b>	<b>\$ 7,364</b>	<b>\$ 10,221</b>
<b>EXPENDITURES</b>				
Operating Expenses	\$ 915	\$ 765	\$ 752	\$ 725
Debt Service	8,612	8,691	-	-
Transfers and Reserves	-	-	6,612	9,496
<b>TOTAL - EXPENDITURES</b>	<b>\$ 9,527</b>	<b>\$ 9,456</b>	<b>\$ 7,364</b>	<b>\$ 10,221</b>

FUND: SANDY DRIVE PAVING - 7962  
 FUNCTION: TRANSPORTATION - 54010  
 DEPARTMENT: MSBU - 94100  
 DIVISION: SANDY DRIVE PAVING - 09962

	FY 2007 ACTUAL	FY 2008 ACTUAL	FY 2009 BUDGET	FY 2010 APPROVED
Miscellaneous Revenue	\$ 4,375	\$ 11,622	\$ 12,513	\$ 12,304
<b>TOTAL - REVENUE</b>	<b>\$ 4,375</b>	<b>\$ 11,622</b>	<b>\$ 12,513</b>	<b>\$ 12,304</b>
<b>EXPENDITURES</b>				
Operating Expenses	\$ 61	\$ 693	\$ 753	\$ 690
Debt Service	12,184	11,392	11,611	11,614
Transfers and Reserves	-	-	149	-
<b>TOTAL - EXPENDITURES</b>	<b>\$ 12,245</b>	<b>\$ 12,085</b>	<b>\$ 12,513</b>	<b>\$ 12,304</b>

FUND: WATERBIRD WAY PAVING - 7963  
 FUNCTION: TRANSPORTATION - 54010  
 DEPARTMENT: MSBU - 94100  
 DIVISION: WATERBIRD WAY PAVING - 09963

	FY 2007 ACTUAL	FY 2008 ACTUAL	FY 2009 BUDGET	FY 2010 APPROVED
TOTAL - REVENUE	\$ 4,123	\$ 18,797	\$ 18,512	\$ 18,141
	<b>\$ 4,123</b>	<b>\$ 18,797</b>	<b>\$ 18,512</b>	<b>\$ 18,141</b>
<b>EXPENDITURES</b>				
Operating Expenses	\$ 79	\$ 1,416	\$ 1,254	\$ 1,055
Capital Outlay	6,151	-	-	-
Debt Service	18,394	17,641	17,258	17,086
TOTAL - EXPENDITURES	<b>\$ 24,624</b>	<b>\$ 19,057</b>	<b>\$ 18,512</b>	<b>\$ 18,141</b>

FUND: GOLDDUST ROAD PHASE 2 - 7964  
 FUNCTION: TRANSPORTATION - 54010  
 DEPARTMENT: MSBU - 94100  
 DIVISION: GOLDDUST ROAD PHASE 2 - 09964

	FY 2007 ACTUAL	FY 2008 ACTUAL	FY 2009 BUDGET	FY 2010 APPROVED
TOTAL - REVENUE	\$ 3,702	\$ 38	\$ -	\$ -
	<b>\$ 3,702</b>	<b>\$ 38</b>	<b>\$ -</b>	<b>\$ -</b>
<b>EXPENDITURES</b>				
Operating Expenses	\$ 143	\$ 32	\$ -	\$ -
Transfers and Reserves	-	775	-	-
TOTAL - EXPENDITURES	<b>\$ 143</b>	<b>\$ 808</b>	<b>\$ -</b>	<b>\$ -</b>

FUND: FLOWER AVENUE (PHASE 2) PAVING - 7965  
 FUNCTION: TRANSPORTATION - 54010  
 DEPARTMENT: MSBU - 94100  
 DIVISION: FLOWER AVENUE (PHASE 2) PAVING - 09965

	FY 2007 ACTUAL	FY 2008 ACTUAL	FY 2009 BUDGET	FY 2010 APPROVED
TOTAL - REVENUE	\$ 18,345	\$ 10,368	\$ 24,533	\$ 16,867
	<b>\$ 18,345</b>	<b>\$ 10,368</b>	<b>\$ 24,533</b>	<b>\$ 16,867</b>
<b>EXPENDITURES</b>				
Operating Expenses	\$ 214	\$ 914	\$ 1,172	\$ 1,106
Capital Outlay	4,818	-	-	-
Debt Service	13,949	13,351	14,038	12,967
Transfers and Reserves	-	-	9,323	2,794
TOTAL - EXPENDITURES	<b>\$ 18,981</b>	<b>\$ 14,264</b>	<b>\$ 24,533</b>	<b>\$ 16,867</b>

FUND: KISKA WREN ROAD PAVING - 7966  
 FUNCTION: TRANSPORTATION - 54010  
 DEPARTMENT: MSBU - 94100  
 DIVISION: KISKA WREN ROAD PAVING - 09966

	FY 2007 ACTUAL	FY 2008 ACTUAL	FY 2009 BUDGET	FY 2010 APPROVED
TOTAL - REVENUE	\$ 34,447	\$ 12,447	\$ 51,115	\$ 37,833
<b>TOTAL - REVENUE</b>	<b>\$ 34,447</b>	<b>\$ 12,447</b>	<b>\$ 51,115</b>	<b>\$ 37,833</b>
<b>EXPENDITURES</b>				
Operating Expenses	\$ 56	\$ 1,129	\$ 1,319	\$ 1,143
Capital Outlay	4,958	-	-	-
Debt Service	16,951	16,285	16,112	15,738
Transfers and Reserves	-	-	33,684	20,952
<b>TOTAL - EXPENDITURES</b>	<b>\$ 21,965</b>	<b>\$ 17,413</b>	<b>\$ 51,115</b>	<b>\$ 37,833</b>

FUND: ESKIMO CURLEW PAVING - 7967  
 FUNCTION: TRANSPORTATION - 54010  
 DEPARTMENT: MSBU - 94100  
 DIVISION: ESKIMO CURLEW PAVING - 09967

	FY 2007 ACTUAL	FY 2008 ACTUAL	FY 2009 BUDGET	FY 2010 APPROVED
TOTAL - REVENUE	\$ 8,165	\$ 112,877	\$ 26,254	\$ 89,334
<b>TOTAL - REVENUE</b>	<b>\$ 8,165</b>	<b>\$ 112,877</b>	<b>\$ 26,254</b>	<b>\$ 89,334</b>
<b>EXPENDITURES</b>				
Operating Expenses	\$ 166	\$ 487	\$ 786	\$ 953
Capital Outlay	-	95,633	-	-
Debt Service	-	-	8,243	8,711
Transfers and Reserves	-	-	17,225	79,670
<b>TOTAL - EXPENDITURES</b>	<b>\$ 166</b>	<b>\$ 96,120</b>	<b>\$ 26,254</b>	<b>\$ 89,334</b>

FUND: FLOCK AVENUE PAVING - 7968  
 FUNCTION: TRANSPORTATION - 54010  
 DEPARTMENT: MSBU - 94100  
 DIVISION: FLOCK AVENUE PAVING - 09968

	FY 2007 ACTUAL	FY 2008 ACTUAL	FY 2009 BUDGET	FY 2010 APPROVED
TOTAL - REVENUE	\$ -	\$ -	\$ 117,043	\$ 8,043
<b>TOTAL - REVENUE</b>	<b>\$ -</b>	<b>\$ -</b>	<b>\$ 117,043</b>	<b>\$ 8,043</b>
<b>EXPENDITURES</b>				
Operating Expenses	\$ -	\$ -	\$ 275	\$ 1,377
Capital Outlay	-	-	116,018	-
Debt Service	-	-	750	6,666
<b>TOTAL - EXPENDITURES</b>	<b>\$ -</b>	<b>\$ -</b>	<b>\$ 117,043</b>	<b>\$ 8,043</b>

FUND: OLSON ROAD PAVING -7969  
 FUNCTION: TRANSPORTATION - 54010  
 DEPARTMENT: MSBU - 94100  
 DIVISION: OLSON ROAD PAVING -09969

	FY 2007 ACTUAL	FY 2008 ACTUAL	FY 2009 BUDGET	FY 2010 APPROVED
	\$ -	\$ -	\$ 126,615	\$ 10,648
<b>TOTAL - REVENUE</b>	<b>\$ -</b>	<b>\$ -</b>	<b>\$ 126,615</b>	<b>\$ 10,648</b>
<b>EXPENDITURES</b>				
Operating Expenses	\$ -	\$ -	\$ 280	\$ 1,451
Capital Outlay	-	-	125,515	-
Debt Service	-	-	820	9,197
<b>TOTAL - EXPENDITURES</b>	<b>\$ -</b>	<b>\$ -</b>	<b>\$ 126,615</b>	<b>\$ 10,648</b>

FUND: OSPREY ROAD PAVING - 7970  
 FUNCTION: TRANSPORTATION - 54010  
 DEPARTMENT: MSBU - 94100  
 DIVISION: OSPREY ROAD PAVING - 09970

	FY 2007 ACTUAL	FY 2008 ACTUAL	FY 2009 BUDGET	FY 2010 APPROVED
	\$ -	\$ -	\$ 73,820	\$ 6,234
<b>TOTAL - REVENUE</b>	<b>\$ -</b>	<b>\$ -</b>	<b>\$ 73,820</b>	<b>\$ 6,234</b>
<b>EXPENDITURES</b>				
Operating Expenses	\$ -	\$ -	\$ 270	\$ 1,216
Capital Outlay	-	-	73,075	-
Debt Service	-	-	475	5,018
<b>TOTAL - EXPENDITURES</b>	<b>\$ -</b>	<b>\$ -</b>	<b>\$ 73,820</b>	<b>\$ 6,234</b>

FUND: HIGHGROVE ROAD PAVING - 7971  
 FUNCTION: TRANSPORTATION - 54010  
 DEPARTMENT: MSBU - 94100  
 DIVISION: HIGHGROVE ROAD PAVING - 09971

	FY 2007 ACTUAL	FY 2008 ACTUAL	FY 2009 BUDGET	FY 2010 APPROVED
	\$ 13,990	\$ 8,033	\$ 8,536	\$ 8,526
<b>TOTAL - REVENUE</b>	<b>\$ 13,990</b>	<b>\$ 8,033</b>	<b>\$ 8,536</b>	<b>\$ 8,526</b>
<b>EXPENDITURES</b>				
Operating Expenses	\$ 1,024	\$ 984	\$ 313	\$ 5
Debt Service	18,073	18,005	-	-
Transfers and Reserves	-	-	8,223	8,521
<b>TOTAL - EXPENDITURES</b>	<b>\$ 19,097</b>	<b>\$ 18,989</b>	<b>\$ 8,536</b>	<b>\$ 8,526</b>

FUND: GOLDDUST ROAD PAVING - 7981  
 FUNCTION: TRANSPORTATION - 54010  
 DEPARTMENT: MSBU - 94100  
 DIVISION: GOLDDUST ROAD PAVING - 09981

	FY 2007 ACTUAL	FY 2008 ACTUAL	FY 2009 BUDGET	FY 2010 APPROVED
TOTAL - REVENUE	\$ 6,327	\$ 6,103	\$ 13,943	\$ 915
	<u>\$ 6,327</u>	<u>\$ 6,103</u>	<u>\$ 13,943</u>	<u>\$ 915</u>
<b>EXPENDITURES</b>				
Operating Expenses	\$ 904	\$ 866	\$ 925	\$ 783
Debt Service	13,235	13,235	13,018	-
Transfers and Reserves	-	-	-	132
TOTAL - EXPENDITURES	<u>\$ 14,139</u>	<u>\$ 14,101</u>	<u>\$ 13,943</u>	<u>\$ 915</u>

FUND: SUN ROAD PAVING - 7991  
 FUNCTION: TRANSPORTATION - 54010  
 DEPARTMENT: MSBU - 94100  
 DIVISION: SUN ROAD PAVING - 09991

	FY 2007 ACTUAL	FY 2008 ACTUAL	FY 2009 BUDGET	FY 2010 APPROVED
TOTAL - REVENUE	\$ 16,940	\$ 16,857	\$ 23,433	\$ 16,160
	<u>\$ 16,940</u>	<u>\$ 16,857</u>	<u>\$ 23,433</u>	<u>\$ 16,160</u>
<b>EXPENDITURES</b>				
Operating Expenses	\$ 1,362	\$ 1,192	\$ 1,395	\$ 660
Debt Service	22,178	22,178	22,038	-
Transfers and Reserves	-	-	-	15,500
TOTAL - EXPENDITURES	<u>\$ 23,540</u>	<u>\$ 23,370</u>	<u>\$ 23,433</u>	<u>\$ 16,160</u>

# **SPECIAL REVENUE FUNDS**

## **Economic Environment**

**FUND:** TOURIST DEVELOPMENT TAX - 1261  
**FUNCTION:** ECONOMIC ENVIRONMENT - 55010  
**DEPARTMENT:** TOURIST DEVELOPMENT - 95202  
**DIVISION:** TOURIST DEVELOPMENT - 02811

**MISSION STATEMENT:**

The mission of the Tourist Development Division is to promote natural, historical and cultural attractions of the County in order to increase the level and duration of visitation, along with increased visitor expenditures throughout the year.

	FY 2007 ACTUAL	FY 2008 ACTUAL	FY 2009 BUDGET	FY 2010 APPROVED
<b>TOTAL - REVENUE</b>	\$ 458,134	\$ 409,932	\$ 907,497	\$ 765,868
<b>EXPENDITURES</b>				
Personnel Services	\$ 126,178	\$ 133,345	\$ 135,909	\$ 135,098
Operating Expenses	213,498	276,247	324,626	315,832
Capital Outlay	-	-	1,400	35,650
Transfers and Reserves	-	-	445,562	279,288
<b>TOTAL - EXPENDITURES</b>	\$ 339,676	\$ 409,592	\$ 907,497	\$ 765,868
<b>AUTHORIZED PERSONNEL</b>	1.50	2.00	2.00	2.10

FUND: STATE HOUSING INITIATIVE PARTNERSHIP - 1271  
 FUNCTION: ECONOMIC ENVIRONMENT - 55010  
 DEPARTMENT: STATE HOUSING INITIATIVE PARTNERSHIP - 95402  
 DIVISION: STATE HOUSING INITIATIVE PARTNERSHIP-HOUSING AUTHORITY GRANT - 35051

	FY 2007 ACTUAL	FY 2008 ACTUAL	FY 2009 BUDGET	FY 2010 APPROVED
TOTAL - REVENUE	\$ 2,395,904	\$ 1,470,867	\$ 4,273,580	\$ 2,335,750
	<u>\$ 2,395,904</u>	<u>\$ 1,470,867</u>	<u>\$ 4,273,580</u>	<u>\$ 2,335,750</u>
<b>EXPENDITURES</b>				
Operating Expenses	\$ 4,779,123	\$ 978,148	\$ 3,783,023	\$ 2,335,750
Transfers and Reserves	-	180,000	490,557	-
TOTAL - EXPENDITURES	<u>\$ 4,779,123</u>	<u>\$ 1,158,148</u>	<u>\$ 4,273,580</u>	<u>\$ 2,335,750</u>

FUND: AFFORDABLE HOUSING - 1273  
 FUNCTION: ECONOMIC ENVIRONMENT - 55010  
 DEPARTMENT: SHIP GRANT - HOUSING AUTHORITY- 95402  
 DIVISION: AFFORDABLE HOUSING R 07-181 - 03673

	FY 2007 ACTUAL	FY 2008 ACTUAL	FY 2009 BUDGET	FY 2010 APPROVED
TOTAL - REVENUE	\$ -	\$ 48,231	\$ 48,231	\$ 4,036
	<u>\$ -</u>	<u>\$ 48,231</u>	<u>\$ 48,231</u>	<u>\$ 4,036</u>
<b>EXPENDITURES</b>				
Operating Expenses	-	\$ 48,231	48,231	4,036
TOTAL - EXPENDITURES	<u>\$ -</u>	<u>\$ 48,231</u>	<u>\$ 48,231</u>	<u>\$ 4,036</u>

**FUND:** INDUSTRIAL/ECON INCENTIVE - 1551  
**FUNCTION:** ECONOMIC ENVIRONMENT - 55010  
**DEPARTMENT:** BUSINESS DEVELOPMENT - 95201  
**DIVISION:** INDUSTRIAL/ECON INCENTIVE - 01775

	FY 2007 ACTUAL	FY 2008 ACTUAL	FY 2009 BUDGET	FY 2010 APPROVED
<b>TOTAL - REVENUE</b>	\$ -	\$ -	519,800	\$ 500,000
	<hr/>	<hr/>	<hr/>	<hr/>
<b>EXPENDITURES</b>				
Grants & Aid	\$ -	\$ -	19,800	\$ 80,650
Transfers & Reserves	-	-	500,000	419,350
<b>TOTAL - EXPENDITURES</b>	\$ -	\$ -	519,800	\$ 500,000

# **SPECIAL REVENUE FUNDS**

## **Human Services**

**FUND:** HEALTH UNIT TRUST FUND - 1141  
**FUNCTION:** HUMAN SERVICES - 56010  
**DEPARTMENT:** HEALTH DEPARTMENT - 96202  
**DIVISION:** HEALTH DEPARTMENT - 03491

	FY 2007 ACTUAL	FY 2008 ACTUAL	FY 2009 BUDGET	FY 2010 APPROVED
<b>TOTAL - REVENUE</b>	\$ 1,268,730	\$ 1,221,019	\$ 1,201,903	\$ 1,006,012
	<b>\$ 1,268,730</b>	<b>\$ 1,221,019</b>	<b>\$ 1,201,903</b>	<b>\$ 1,006,012</b>
<b>EXPENDITURES</b>				
Operating Expenses	\$ 1,229,640	\$ 1,189,149	\$ 1,172,203	\$ 1,001,230
Grants and Aid	854	727	4,782	4,782
Transfers & Reserves	-	-	24,918	-
<b>TOTAL - EXPENDITURES</b>	<b>\$ 1,230,494</b>	<b>\$ 1,189,876</b>	<b>\$ 1,201,903</b>	<b>\$ 1,006,012</b>

**FUND:** MOSQUITO CONTROL LOCAL - 1171  
**FUNCTION:** HUMAN SERVICES - 56010  
**DEPARTMENT:** MOSQUITO CONTROL - 96210  
**DIVISION:** MOSQUITO CONTROL LOCAL - 03302

**MISSION STATEMENT:**

Mosquito Control Division is dedicated to providing Hernando County residents with mosquito control services that will improve residents' standard of living, reduce potential mosquito-related health risks, and ultimately provide a safe and enjoyable environment in which to live. The division strives to assure that residents receive the best possible services via the most cost-efficient and up-to-date methods available.

	FY 2007 ACTUAL	FY 2008 ACTUAL	FY 2009 BUDGET	FY 2010 APPROVED
<b>TOTAL - REVENUE</b>	\$ 774,675	\$ 639,932	\$ 876,830	\$ 622,033
<b>EXPENDITURES</b>				
Personnel Services	\$ 340,216	\$ 346,547	\$ 372,656	\$ 377,164
Operating Expenses	212,439	245,375	504,174	244,869
Capital Outlay	39,263	2,267	-	-
<b>TOTAL - EXPENDITURES</b>	\$ 591,918	\$ 594,189	\$ 876,830	\$ 622,033
<b>AUTHORIZED PERSONNEL</b>	9.50	9.77	9.60	9.60

FUND: STATE MOSQUITO CONTROL - 1181  
 FUNCTION: HUMAN SERVICES - 56010  
 DEPARTMENT: MOSQUITO CONTROL - 96210  
 DIVISION: MOSQUITO CONTROL STATE 1 - 36011

	FY 2007 ACTUAL	FY 2008 ACTUAL	FY 2009 BUDGET	FY 2010 APPROVED
TOTAL - REVENUE	\$ 37,376	\$ 38,575	\$ 38,485	\$ 36,692
<b>EXPENDITURES</b>				
Operating Expenses	\$ 51,443	\$ 20,569	\$ 33,936	\$ 36,692
Capital Outlay	10,838	31,375	4,549	-
TOTAL - EXPENDITURES	\$ 62,281	\$ 51,944	\$ 38,485	\$ 36,692

FUND: CHOOSE LIFE LICENSE PLATE - 1721  
 FUNCTION: HUMAN SERVICES - 56010  
 DEPARTMENT: HEALTH AND HUMAN SERVICES - OTHER - 96920  
 DIVISION: CHOOSE LIFE LICENSE PLATE - 03601

	FY 2007 ACTUAL	FY 2008 ACTUAL	FY 2009 BUDGET	FY 2010 APPROVED
TOTAL - REVENUE	\$ 1	\$ 9,335	\$ 8,746	\$ 6,280
	<hr/>	<hr/>	<hr/>	<hr/>
TOTAL - REVENUE	\$ 1	\$ 9,335	\$ 8,746	\$ 6,280
<b>EXPENDITURES</b>				
Operating Expenses	\$ 1	\$ 1	\$ -	\$ -
Grants and Aid	-	9,334	8,746	6,280
TOTAL - EXPENDITURES	<hr/>	<hr/>	<hr/>	<hr/>
TOTAL - EXPENDITURES	\$ 1	\$ 9,335	\$ 8,746	\$ 6,280

# **SPECIAL REVENUE FUNDS**

## **Culture and Recreation**

FUND: IMPACT FEES - PARKS DISTRICT 1 - 1341  
 FUNCTION: CULTURE AND RECREATION - 57010  
 DEPARTMENT: PARKS - 97250  
 DIVISION: IMPACT FEE - PARKS - 04501

	FY 2007 ACTUAL	FY 2008 ACTUAL	FY 2009 BUDGET	FY 2010 APPROVED
TOTAL - REVENUE	\$ 105,435	\$ 42,772	\$ 211,754	\$ 171,851
	<b>\$ 105,435</b>	<b>\$ 42,772</b>	<b>\$ 211,754</b>	<b>\$ 171,851</b>
<b>EXPENDITURES</b>				
Operating Expenses	\$ 6,216	\$ 83	\$ 30	\$ 85
Capital Outlay	25,970	28,213	211,724	50,000
Transfers and Reserves	-	-	-	121,766
TOTAL - EXPENDITURES	<b>\$ 32,186</b>	<b>\$ 28,296</b>	<b>\$ 211,754</b>	<b>\$ 171,851</b>

FUND: IMPACT FEES - PARKS DISTRICT 2 - 1342  
 FUNCTION: CULTURE AND RECREATION - 57010  
 DEPARTMENT: PARKS - 97250  
 DIVISION: IMPACT FEE - PARKS - DISTRICT 2 - 04502

	FY 2007 ACTUAL	FY 2008 ACTUAL	FY 2009 BUDGET	FY 2010 APPROVED
TOTAL - REVENUE	\$ 249,083	\$ 154,318	\$ 1,893,481	\$ 2,025,776
	<b>\$ 249,083</b>	<b>\$ 154,318</b>	<b>\$ 1,893,481</b>	<b>\$ 2,025,776</b>
<b>EXPENDITURES</b>				
Operating Expenses	\$ 661	\$ 782	\$ 350	\$ 750
Capital Outlay	307,063	84,768	1,207,375	300,000
Transfers and Reserves	-	-	685,756	1,725,026
TOTAL - EXPENDITURES	<b>\$ 307,724</b>	<b>\$ 85,550</b>	<b>\$ 1,893,481</b>	<b>\$ 2,025,776</b>

FUND: IMPACT FEES - PARKS DISTRICT 3 - 1343  
 FUNCTION: CULTURE AND RECREATION - 57010  
 DEPARTMENT: PARKS - 97250  
 DIVISION: IMPACT FEE - PARKS - DISTRICT 3 - 04503

	FY 2007 ACTUAL	FY 2008 ACTUAL	FY 2009 BUDGET	FY 2010 APPROVED
TOTAL - REVENUE	\$ 26,412	\$ 26,009	\$ 73,368	\$ 68,538
<b>TOTAL - REVENUE</b>	<b>\$ 26,412</b>	<b>\$ 26,009</b>	<b>\$ 73,368</b>	<b>\$ 68,538</b>
<b>EXPENDITURES</b>				
Operating Expenses	\$ 29	\$ 37	\$ 25	\$ 35
Capital Outlay	6,423	34,861	73,343	25,000
Transfers and Reserves	-	-	-	43,503
<b>TOTAL - EXPENDITURES</b>	<b>\$ 6,452</b>	<b>\$ 34,898</b>	<b>\$ 73,368</b>	<b>\$ 68,538</b>

FUND: IMPACT FEES - PARKS DISTRICT 4 - 1344  
 FUNCTION: CULTURE AND RECREATION - 57010  
 DEPARTMENT: PARKS - 97250  
 DIVISION: IMPACT FEE - PARKS - DISTRICT 4 - 04504

	FY 2007 ACTUAL	FY 2008 ACTUAL	FY 2009 BUDGET	FY 2010 APPROVED
TOTAL - REVENUE	\$ 250,579	\$ 56,831	\$ 986,443	\$ 1,018,720
<b>TOTAL - REVENUE</b>	<b>\$ 250,579</b>	<b>\$ 56,831</b>	<b>\$ 986,443</b>	<b>\$ 1,018,720</b>
<b>EXPENDITURES</b>				
Operating Expenses	\$ 300	\$ 412	\$ 250	\$ 400
Capital Outlay	-	-	45,000	250,000
Transfers and Reserves	-	-	941,193	768,320
<b>TOTAL - EXPENDITURES</b>	<b>\$ 300</b>	<b>\$ 412</b>	<b>\$ 986,443</b>	<b>\$ 1,018,720</b>

**FUND:** IMPACT FEES - LIBRARY - 1351  
**FUNCTION:** CULTURE AND RECREATION - 57010  
**DEPARTMENT:** LIBRARY SERVICES - 97101  
**DIVISION:** IMPACT FEES - LIBRARY - 04791

	FY 2007 ACTUAL	FY 2008 ACTUAL	FY 2009 BUDGET	FY 2010 APPROVED
<b>TOTAL - REVENUE</b>	\$ 201,185	\$ 92,566	\$ 619,678	\$ 635,698
	<b>\$ 201,185</b>	<b>\$ 92,566</b>	<b>\$ 619,678</b>	<b>\$ 635,698</b>
<b>EXPENDITURES</b>				
Operating Expenses	\$ 4,210	\$ 287	\$ 200	\$ 250
Capital Outlay	29,042	-	-	-
Transfers and Reserves	125,000	125,000	619,478	635,448
<b>TOTAL - EXPENDITURES</b>	<b>\$ 158,252</b>	<b>\$ 125,287</b>	<b>\$ 619,678</b>	<b>\$ 635,698</b>

# **SPECIAL REVENUE FUNDS**

## **General Court Operations**

FUND: ADDITIONAL COURT COST (939.185) - 1242  
 FUNCTION: GENERAL COURT OPERATIONS - 71010  
 DEPARTMENT: COURT-RELATED - 90600

REVENUE	FY 2007 ACTUAL	FY 2008 ACTUAL	FY 2009 BUDGET	FY 2010 APPROVED
	\$ 90,089	\$ 94,202	\$ 67,504	\$ 76,350
<b>TOTAL - REVENUE</b>	<b>\$ 90,089</b>	<b>\$ 94,202</b>	<b>\$ 67,504</b>	<b>\$ 76,350</b>
<b>EXPENDITURES</b>				
02331 - Legal Aid Programs	\$ 44,055	\$ 46,390	\$ 34,250	\$ 39,481
04652 - Public Law Library-Art V	39,675	50,069	33,254	36,869
05905- Transfer Additional Court Cost	-	344	-	-
<b>TOTAL - EXPENDITURES</b>	<b>\$ 83,730</b>	<b>\$ 96,804</b>	<b>\$ 67,504</b>	<b>\$ 76,350</b>

FUND: ADDITIONAL COURT COSTS (939.185) - 1242  
 FUNCTION: GENERAL COURT OPERATIONS - 71010  
 DEPARTMENT: COURT-RELATED - 90600  
 DIVISION: LEGAL AID PROGRAMS 29.008 - 02331

	FY 2007 ACTUAL	FY 2008 ACTUAL	FY 2009 BUDGET	FY 2010 APPROVED
	\$ -	\$ -	\$ -	\$ -
<b>TOTAL - REVENUE</b>	<b>\$ -</b>	<b>\$ -</b>	<b>\$ -</b>	<b>\$ -</b>
<b>EXPENDITURES</b>				
Operating Expenses	\$ 44,055	\$ 46,390	\$ 34,250	\$ 39,481
<b>TOTAL - EXPENDITURES</b>	<b>\$ 44,055</b>	<b>\$ 46,390</b>	<b>\$ 34,250</b>	<b>\$ 39,481</b>

Due to Article V Implementation, funding provided by court fines assessed.

FUND: ADDITIONAL COURT COSTS (939.185) - 1242  
 FUNCTION: GENERAL COURT OPERATIONS - 71010  
 DEPARTMENT: COURT-RELATED - 90600  
 DIVISION: PUBLIC LAW LIBRARY - ARTICLE V - 04652

	FY 2007 ACTUAL	FY 2008 ACTUAL	FY 2009 BUDGET	FY 2010 APPROVED
	\$ -	\$ -	\$ -	\$ -
<b>TOTAL - REVENUE</b>	<b>\$ -</b>	<b>\$ -</b>	<b>\$ -</b>	<b>\$ -</b>
<b>EXPENDITURES</b>				
Operating Expenses	\$ 43,074	\$ 50,069	\$ 33,254	\$ 36,869
<b>TOTAL - EXPENDITURES</b>	<b>\$ 43,074</b>	<b>\$ 50,069</b>	<b>\$ 33,254</b>	<b>\$ 36,869</b>

FUND: ADDITIONAL COURT COSTS (939.185) - 1242  
 FUNCTION: GENERAL COURT OPERATIONS - 71010  
 DEPARTMENT: COURT-RELATED - 90600  
 DIVISION: TRANSFER ADDITIONAL COURT COSTS - 05905

	FY 2007 ACTUAL	FY 2008 ACTUAL	FY 2009 BUDGET	FY 2010 APPROVED
	\$ -	\$ -	\$ -	\$ -
<b>TOTAL - REVENUE</b>	<b>\$ -</b>	<b>\$ -</b>	<b>\$ -</b>	<b>\$ -</b>
<b>EXPENDITURES</b>				
Transfers & Reserves	\$ -	\$ 344	\$ -	\$ -
<b>TOTAL - EXPENDITURES</b>	<b>\$ -</b>	<b>\$ 344</b>	<b>\$ -</b>	<b>\$ -</b>

Due to Article V Legislation funding reallocated from 1221 Law Library, funding provided by court fines assessed.

FUND: COURT IMPROVEMENT FUND - 1481  
 FUNCTION: GENERAL COURT OPERATIONS - 71010  
 DEPARTMENT: COURT-RELATED - 90600  
 DIVISION: COURT IMPROVEMENT FUND - 02311

	FY 2007 ACTUAL	FY 2008 ACTUAL	FY 2009 BUDGET	FY 2010 APPROVED
<b>TOTAL - REVENUE</b>	\$ 526,499	\$ 441,835	\$ 2,180,749	\$ 2,654,998
<b>EXPENDITURES</b>				
Operating Expenditures	\$ 1,096	\$ 2,833	\$ 8,634	\$ 10,621
Capital Outlay	-	-	140,155	-
Transfers and Reserves	\$ -	\$ -	2,031,960	\$ 2,644,377
<b>TOTAL - EXPENDITURES</b>	\$ 1,096	\$ 2,833	\$ 2,180,749	\$ 2,654,998

FUND: COURT RELATED TECHNOLOGY - 1482  
 FUNCTION: GENERAL COURT OPERATIONS - 71010  
 DEPARTMENT: COURT-RELATED - 90600

	FY 2007 ACTUAL	FY 2008 ACTUAL	FY 2009 BUDGET	FY 2010 APPROVED
<b>TOTAL - REVENUE</b>	\$ 649,656	\$ 399,767	\$ 2,050,970	\$ 2,042,542
	<b>\$ 649,656</b>	<b>\$ 399,767</b>	<b>\$ 2,050,970</b>	<b>\$ 2,042,542</b>
<b>EXPENDITURES</b>				
02373 - Public Defender Technology	\$ 97,462	\$ 68,665	\$ 112,842	\$ 101,222
02374 - State Attorney Technology	72,670	24,111	228,736	209,626
02375 - Courts Technology	276,518	162,599	462,306	254,574
02377 - Guardian Ad Litem Technology	15,000	4,952	3,166	8,686
02379 - Audio Visual Technology	1,725,317	1,553	1,243,920	1,468,434
<b>TOTAL - EXPENDITURES</b>	<b>\$ 2,186,967</b>	<b>\$ 261,880</b>	<b>\$ 2,050,970</b>	<b>\$ 2,042,542</b>

FUND: COURT RELATED TECHNOLOGY - 1482  
 FUNCTION: GENERAL COURT OPERATIONS - 71010  
 DEPARTMENT: COURT-RELATED - 90600  
 DIVISION: PUBLIC DEFENDER TECHNOLOGY - 02373

	FY 2007 ACTUAL	FY 2008 ACTUAL	FY 2009 BUDGET	FY 2010 APPROVED
TOTAL - REVENUE	\$ -	\$ -	\$ -	\$ -
<b>EXPENDITURES</b>				
Personnel Services	\$ 43,720	\$ 42,041	\$ 47,492	\$ 44,254
Operating Expenses	23,920	18,861	62,250	40,868
Capital Outlay	24,829	7,764	3,100	16,100
<b>TOTAL - EXPENDITURES</b>	<b>\$ 92,469</b>	<b>\$ 68,665</b>	<b>\$ 112,842</b>	<b>\$ 101,222</b>
<b>AUTHORIZED PERSONNEL</b>	<b>1.00</b>	<b>1.00</b>	<b>1.00</b>	<b>1.00</b>

Due to Article V Legislation, Public Defender Technology is funded by a \$2.00 fee added to recording documents with the Clerk of Circuit Court.

FUND: COURT RELATED TECHNOLOGY - 1482  
 FUNCTION: GENERAL COURT OPERATIONS - 71010  
 DEPARTMENT: COURT-RELATED - 90600  
 DIVISION: STATE ATTORNEY TECHNOLOGY - 02374

	FY 2007 ACTUAL	FY 2008 ACTUAL	FY 2009 BUDGET	FY 2010 APPROVED
TOTAL - REVENUE	\$ -	\$ -	\$ -	\$ -
<b>EXPENDITURES</b>				
Operating Expenses	\$ 30,536	\$ 24,111	\$ 210,636	\$ 196,026
Capital Outlay	19,669	-	18,100	13,600
<b>TOTAL - EXPENDITURES</b>	<b>\$ 50,205</b>	<b>\$ 24,111</b>	<b>\$ 228,736</b>	<b>\$ 209,626</b>

Due to Article V Legislation, Public Defender Technology is funded by a \$2.00 fee added to recording documents with the Clerk of Circuit Court.

FUND: COURT RELATED TECHNOLOGY - 1482  
 FUNCTION: GENERAL COURT OPERATIONS - 71010  
 DEPARTMENT: COURT-RELATED - 90600  
 DIVISION: COURTS TECHNOLOGY - 02375

	FY 2007 ACTUAL	FY 2008 ACTUAL	FY 2009 BUDGET	FY 2010 APPROVED
TOTAL - REVENUE	\$ -	\$ -	\$ -	\$ -
<b>EXPENDITURES</b>				
Personnel Services	\$ 59,910	\$ 68,120	\$ 71,796	\$ 69,007
Operating Expenses	70,250	70,604	204,856	119,067
Capital Outlay	84,716	23,874	185,654	66,500
<b>TOTAL - EXPENDITURES</b>	<b>\$ 214,876</b>	<b>\$ 162,599</b>	<b>\$ 462,306</b>	<b>\$ 254,574</b>
<b>AUTHORIZED PERSONNEL</b>	<b>1.00</b>	<b>1.00</b>	<b>1.00</b>	<b>1.00</b>

Due to Article V Legislation, Public Defender Technology is funded by a \$2.00 fee added to recording documents with the Clerk of Circuit Court.

FUND: COURT RELATED TECHNOLOGY - 1482  
 FUNCTION: GENERAL COURT OPERATIONS - 71010  
 DEPARTMENT: COURT-RELATED - 90600  
 DIVISION: GUARDIAN AD LITEM TECHNOLOGY - 02377

	FY 2007 ACTUAL	FY 2008 ACTUAL	FY 2009 BUDGET	FY 2010 APPROVED
TOTAL - REVENUE	\$ -	\$ -	\$ -	\$ -
<b>EXPENDITURES</b>				
Operating Expenses	\$ 3,209	\$ 1,869	\$ 3,166	\$ 4,186
Capital Outlay	1,145	3,083	-	4,500
<b>TOTAL - EXPENDITURES</b>	<b>\$ 4,354</b>	<b>\$ 4,952</b>	<b>\$ 3,166</b>	<b>\$ 8,686</b>

Due to Article V Legislation, Public Defender Technology is funded by a \$2.00 fee added to recording documents with the Clerk of Circuit Court.

FUND: COURT RELATED TECHNOLOGY - 1482  
 FUNCTION: GENERAL COURT OPERATIONS - 71010  
 DEPARTMENT: COURT-RELATED - 90600  
 DIVISION: AUDIO VISUAL TECHNOLOGY - 02379

	FY 2007 ACTUAL	FY 2008 ACTUAL	FY 2009 BUDGET	FY 2010 APPROVED
TOTAL - REVENUE	\$ -	\$ -	\$ -	\$ -
<b>EXPENDITURES</b>				
Operating Expenses	\$ 682	\$ 1,553	\$ 12,754	\$ 2,422
Capital Outlay	-	-	10,000	-
Transfers and Reserves	-	-	1,221,166	1,466,012
<b>TOTAL - EXPENDITURES</b>	<b>\$ 682</b>	<b>\$ 1,553</b>	<b>\$ 1,243,920</b>	<b>\$ 1,468,434</b>

Due to Article V Legislation, Public Defender Technology is funded by a \$2.00 fee added to recording documents with the Clerk of Circuit Court.

# DEBT SERVICE FUNDS

## DEBT SUMMARY

**Limits:** The Florida Constitution, Statutes, and Hernando County set no legal debt limits.

The Florida Constitution and Statutes prohibit the pledge of Ad Valorem tax revenue for long-term obligations unless authorized by a referendum of the Voters. All other long-term debt is limited only by the credit worthiness of the revenue source and the projected use of the proceeds.

**Policy:** Hernando County's Debt Policy is based on the premise that debt should only be incurred for specific projects to be repaid by identifiable revenue funding sources. Hernando County will not use long-term debt to fund current operations.

The County will confine long-term borrowing to capital improvements or projects that cannot be financed from current revenues.

When Hernando County finances capital projects by issuing bonds it will pay back the bonds within a period not to exceed the expected useful life of the project. When possible, Hernando County will use special assessments, revenue, or other self-supporting revenue guarantees instead of general obligation bonds.

Hernando County will follow a policy of full disclosure on every financial report and bond prospectus.

Obligation	Outstanding Debt as of 09/30/2009	Date of Satisfaction
<u>General and Special Revenue Funds:</u>		
Road Improvement Refunding Revenue Bonds 1997	\$ 765,000	12/01/2008
Capital Improvement Revenue Refunding Bonds 1998	7,410,000	02/01/2024
Capital Improvement Revenue Refunding Bonds 2004	22,385,000	02/01/2028
Gas Tax Revenue Refunding Bonds 2002	4,385,000	10/01/2015
Capital Improvement and Refunding Revenue Bonds 2002	15,905,000	02/01/2021
Subtotal:	\$ 50,850,000	
<u>Enterprise Funds:</u>		
Water and Sewer Refunding Revenue Bonds 1998	\$ 5,485,000	06/01/2019
Water and Sewer Refunding Revenue Bonds 2003	9,370,000	06/01/2019
Water and Sewer Revenue Bonds 2004	39,460,000	06/01/2034
Subtotal:	\$ 54,315,000	
<b>Total Outstanding Debt as of 09/30/09:</b>	<b>\$ 105,165,000</b>	

# **DEBT SERVICE FUNDS**

## **General Government**

**FUND:** CAPITAL IMPROVEMENT REVENUE REFUNDING BONDS S98 - 2051  
**FUNCTION:** GENERAL GOVERNMENT - 51010  
**DEPARTMENT:** DEBT SERVICE - 91902  
**DIVISION:** CAPITAL IMPROVEMENT REVENUE REFUNDING BONDS S98 - 06071

**HERNANDO COUNTY, FLORIDA**  
**CAPITAL IMPROVEMENT REVENUE REFUNDING BONDS**  
**SERIES 1998**  
**\$9,525,000**

Interest on the Series 1998 Bonds is payable semi-annually on each February 1 and August 1, commencing August 1, 1998. The Bonds carry interest rates ranging from 3.55% to 5.00%.

The Series 1998 Bonds are subject to optional and mandatory redemption prior to their stated maturities as set forth herein. The Series 1998 Bonds are being issued to provide funds, together with other legally available moneys of the County, sufficient to (1) advance refund all of the County's outstanding Hernando County, Florida Capital Improvement Revenue Bonds, Series 1994 and a portion of the outstanding Certificates of Participation, Series 1992, (2) fund a portion of a debt service reserve account, and (3) pay certain costs and expenses relating to the issuance of the Series 1998 Bonds, including the premium for a municipal bond insurance policy.

The Series 1998 Bonds are payable solely from and secured by a lien upon and pledge of the receipts of the County from the proceeds of the local government half-cent sales tax, and distributed (including any emergency distributions) to the County under, Part IV, Chapter 218, Florida Statutes, and until applied in accordance with the provisions set forth in the hereinafter defined Resolution, the moneys, including investments, thereof, in certain of the funds and accounts established under the Resolution (collectively, the "Pledged Revenues"); provided, however such lien upon and pledge of the Pledged Revenues shall be on parity in all respects with the County's outstanding Capital Improvement Refunding Revenue Bonds, Series 1993 (the "Series 1993 Bonds"). The scheduled payment of principal of and interest on the Series 1998 Bonds will be insured by a municipal bond insurance policy to be issued simultaneously with the delivery of the Series 1998 Bonds by Financial Guaranty Insurance Company.

**RATINGS:**

Standard & Poor's: AAA  
Fitch: AAA  
(Financial Guaranty Insured)

**FUND:** CAPITAL IMPROVEMENT REVENUE REFUNDING BONDS S98 - 2051  
**FUNCTION:** GENERAL GOVERNMENT - 51010  
**DEPARTMENT:** DEBT SERVICE - 91902  
**DIVISION:** CAPITAL IMPROVEMENT REVENUE REFUNDING BONDS S98 - 06071

	FY 2007 ACTUAL	FY 2008 ACTUAL	FY 2009 BUDGET	FY 2010 APPROVED
<b>TOTAL - REVENUE</b>	\$ 768,001	\$ 774,269	\$ 779,238	\$ 777,631
	<b>\$ 768,001</b>	<b>\$ 774,269</b>	<b>\$ 779,238</b>	<b>\$ 777,631</b>
<b>EXPENDITURES</b>				
Administrative Fees	\$ 2	\$ 4	\$ 10	\$ 20
Principal	425,000	445,000	465,000	485,000
Interest	347,567	328,480	308,228	286,610
Paying Agent	1,000	1,000	1,000	1,000
Reserves	-	-	5,000	5,001
<b>TOTAL - EXPENDITURES</b>	<b>\$ 773,569</b>	<b>\$ 774,484</b>	<b>\$ 779,238</b>	<b>\$ 777,631</b>

The above debt payment is funded through a transfer of which 84.76% comes from the General Fund and 15.24% comes from the Hernando County Fire Rescue - Fire Fund.

FUND: CAPITAL IMPROVEMENT REVENUE REFUNDING BONDS S98 - 2051  
 FUNCTION: GENERAL GOVERNMENT - 51010  
 DEPARTMENT: DEBT SERVICE - 91902  
 DIVISION: CAPITAL IMPROVEMENT REVENUE REFUNDING BONDS S98 - 06071

DEBT SERVICE SCHEDULE

Payment Date	Principal	Interest	Total Annual Debt Service
08/01/98		\$ 147,400	\$ 147,400
02/01/99	155,000.00	221,101	376,101
08/01/99		218,349	218,349
02/01/00	185,000.00	218,349	403,349
08/01/00		214,834	214,834
02/01/01	190,000.00	214,834	404,834
08/01/01		211,082	211,082
02/01/02	195,000.00	211,082	406,082
08/01/02		207,182	207,182
02/01/03	205,000.00	207,182	412,182
08/01/03		203,082	203,082
02/01/04	375,000.00	203,082	578,082
08/01/04		195,394	195,394
02/01/05	400,000.00	195,394	595,394
08/01/05		187,144	187,144
02/01/06	410,000.00	187,144	597,144
08/01/06		178,432	178,432
02/01/07	425,000.00	178,432	603,432
08/01/07		169,135	169,135
02/01/08	445,000.00	169,135	614,135
08/01/08		159,345	159,345
02/01/09	465,000.00	159,345	624,345
08/01/09		148,883	148,883
02/01/10	485,000.00	148,883	633,883
08/01/10		137,728	137,728
02/01/11	505,000.00	137,728	642,728
08/01/11		125,860	125,860
02/01/12	525,000.00	125,860	650,860
08/01/12		113,260	113,260
02/01/13	565,000.00	113,260	678,260
08/01/13		99,700	99,700
02/01/14	280,000.00	99,700	379,700
08/01/14		92,875	92,875
02/01/15	295,000.00	92,875	387,875
08/01/15		85,500	85,500
02/01/16	310,000.00	85,500	395,500
08/01/16		77,750	77,750
02/01/17	325,000.00	77,750	402,750
08/01/17		69,625	69,625
02/01/18	345,000.00	69,625	414,625
08/01/18		61,000	61,000
02/01/19	355,000.00	61,000	416,000
08/01/19		52,125	52,125
02/01/20	380,000.00	52,125	432,125

**FUND:** CAPITAL IMPROVEMENT REVENUE REFUNDING BONDS S98 - 2051  
**FUNCTION:** GENERAL GOVERNMENT - 51010  
**DEPARTMENT:** DEBT SERVICE - 91902  
**DIVISION:** CAPITAL IMPROVEMENT REVENUE REFUNDING BONDS S98 - 06071

**DEBT SERVICE SCHEDULE (continued)**

<b>Payment Date</b>	<b>Principal</b>	<b>Interest</b>	<b>Total Annual Debt Service</b>
08/01/20		\$ 42,625	\$ 42,625
02/01/21	395,000.00	42,625	437,625
08/01/21		32,750	32,750
02/01/22	415,000.00	32,750	447,750
08/01/22		22,375	22,375
02/01/23	440,000.00	22,375	462,375
08/01/23		11,375	11,375
02/01/24	455,000.00	11,375	466,375

**FUND:** CAPITAL IMPROVEMENT REVENUE REFUNDING BONDS S04 - 2061  
**FUNCTION:** GENERAL GOVERNMENT - 51010  
**DEPARTMENT:** DEBT SERVICE - 91902  
**DIVISION:** CAPITAL IMPROVEMENT REVENUE REFUNDING BONDS S04 - 06081

**HERNANDO COUNTY, FLORIDA**  
**CAPITAL IMPROVEMENT REVENUE REFUNDING BONDS**  
**SERIES 2004**  
**\$23,950,000**

Interest on the Series 2004 Bonds is payable semi-annually (on February 1 and August 1 of each year) commencing August 1, 2004. The bonds carry interest rates ranging from 2.00% to 5.00%.

The Series 2004 Bonds are subject to optional and mandatory redemption prior to their stated maturities as set forth herein. The Series 2004 Bonds are being issued to provide funds, together with other legally available moneys of the County, sufficient to (1) refund, on a current basis, all the County's outstanding Certificates of Participation (Hernando County, Florida Master Lease Project), Series 1992 evidencing an undivided proportionate interest of the owners thereof in basic rent payments to be made by Hernando County, Florida, as lessee, pursuant to a Master Lease-Purchase Agreement with the Hernando County Public Facilities Finance Authority, Inc., as lessor, (2) fund a deposit to the Series 2004 Construction Account to pay all or a portion of the costs of the acquisition, construction and equipping of various capital improvements within the County as further described herein (the "Series 2004 Project"), and (3) pay certain costs and expenses relating to the issuance of the Series 2004 Bonds, including the premiums for a municipal bond insurance policy and a reserve account insurance policy.

The Series 2004 Bonds are payable solely from and secured by a lien upon and pledge of the receipts of the County from the proceeds of the local government half-cent sales tax, as defined and described in, and distributed (including any emergency distributions) to the County under, Part VI, Chapter 218, Florida Statutes, all as further described herein, and until applied in accordance with the provisions set forth in the hereinafter defined Resolution, the moneys, including investments thereof, in certain of the funds and accounts established under the Resolution (collectively, the "Pledged Revenues"); provided, however such lien upon and pledge of the Pledged Revenues shall be on parity in all respects with the County's outstanding Capital Improvement Refunding Revenue Bonds, Series 1998 (the "Series 1998 Bonds") and outstanding Capital Improvement and Refunding Revenue Bonds, Series 2002 (the "Series 2002 Bonds" and together with the Series 1998 Bonds, collectively, the "Outstanding Parity Bonds") and any other Additional Parity Bonds issued hereafter pursuant to the Resolution. The scheduled payment of principal of and interest on the Series 2004 Bonds will be in

**RATINGS:**

Standard & Poor's: AAA  
Moody's: Aaa  
("MBIA" Insured)

**FUND:** CAPITAL IMPROVEMENT REVENUE BONDS S04S SINKING - 2061  
**FUNCTION:** GENERAL GOVERNMENT - 51010  
**DEPARTMENT:** DEBT SERVICE - 91902  
**DIVISION:** CAPITAL IMPROVEMENT REVENUE BONDS S04 SINKING - 06081

	FY 2007 ACTUAL		FY 2008 ACTUAL		FY 2009 BUDGET		FY 2010 APPROVED	
Miscellaneous Revenue	\$	1,571,355	\$	1,574,445	\$	1,576,640	\$	1,572,720
<b>TOTAL - REVENUE</b>	<b>\$</b>	<b>1,571,355</b>	<b>\$</b>	<b>1,574,445</b>	<b>\$</b>	<b>1,576,640</b>	<b>\$</b>	<b>1,572,720</b>
<b>EXPENDITURES</b>								
Administrative Fees	\$	2	\$	19	\$	10	\$	10
Principal		720,000		735,000		745,000		765,000
Interest		853,345		838,795		830,530		806,529
Paying Agent		1,000		1,000		1,100		1,100
Reserves		-		-		-		81
<b>TOTAL - EXPENDITURES</b>	<b>\$</b>	<b>1,574,347</b>	<b>\$</b>	<b>1,574,814</b>	<b>\$</b>	<b>1,576,640</b>	<b>\$</b>	<b>1,572,720</b>

The above debt payment is funded through a transfer from the General Fund, Public Buildings Impact Fees Fund (\$165,000), and the Library Impact Fees Fund (\$125,000).

FUND: CAPITAL IMPROVEMENT REVENUE REFUNDING BONDS S04 - 2061  
 FUNCTION: GENERAL GOVERNMENT - 51010  
 DEPARTMENT: DEBT SERVICE - 91902  
 DIVISION: CAPITAL IMPROVEMENT REVENUE REFUNDING BONDS S04 - 06081

DEBT SERVICE SCHEDULE

Payment Date	Principal	Interest	Total Annual Debt Service
08/01/04		\$ 284,831	\$ 284,831
02/01/05	850,000.00	445,823	1,295,823
08/01/05		437,323	437,323
02/01/06	705,000.00	437,323	1,142,323
08/01/06		430,273	430,273
02/01/07	720,000.00	430,273	1,150,273
08/01/07		423,073	423,073
02/01/08	735,000.00	423,073	1,158,073
08/01/08		415,723	415,723
02/01/09	745,000.00	415,723	1,160,723
08/01/09		407,807	407,807
02/01/10	765,000.00	407,807	1,172,807
08/01/10		398,723	398,723
02/01/11	780,000.00	398,723	1,178,723
08/01/11		388,485	388,485
02/01/12	800,000.00	388,485	1,188,485
08/01/12		376,985	376,985
02/01/13	825,000.00	376,985	1,201,985
08/01/13		364,610	364,610
02/01/14	850,000.00	364,610	1,214,610
08/01/14		351,435	351,435
02/01/15	875,000.00	351,435	1,226,435
08/01/15		336,998	336,998
02/01/16	905,000.00	336,998	1,241,998
08/01/16		321,613	321,613
02/01/17	935,000.00	321,613	1,256,613
08/01/17		305,250	305,250
02/01/18	970,000.00	305,250	1,275,250
08/01/18		285,850	285,850
02/01/19	1,005,000.00	285,850	1,290,850
08/01/19		265,750	265,750
02/01/20	1,045,000.00	265,750	1,310,750
08/01/20		239,625	239,625
02/01/21	1,100,000.00	239,625	1,339,625
08/01/21		212,125	212,125
02/01/22	1,155,000.00	212,125	1,367,125
08/01/22		183,250	183,250
02/01/23	1,210,000.00	183,250	1,393,250
08/01/23		153,000	153,000
02/01/24	1,275,000.00	153,000	1,428,000
08/01/24		121,125	121,125
02/01/25	1,335,000.00	121,125	1,456,125
08/01/25		92,756	92,756

**FUND:** CAPITAL IMPROVEMENT REVENUE REFUNDING BONDS S04 - 2061  
**FUNCTION:** GENERAL GOVERNMENT - 51010  
**DEPARTMENT:** DEBT SERVICE - 91902  
**DIVISION:** CAPITAL IMPROVEMENT REVENUE REFUNDING BONDS S04 - 06081

**DEBT SERVICE SCHEDULE (continued)**

<b>Payment</b>				<b>Total Annual</b>
<b>Date</b>	<b>Principal</b>		<b>Interest</b>	<b>Debt Service</b>
02/01/26	1,395,000.00	\$	92,756	\$ 1,487,756
08/01/26			63,113	63,113
02/01/27	1,455,000.00		63,113	1,518,113
08/01/27			32,194	32,194
02/01/28	1,515,000.00		32,194	1,547,194

**FUND:** GAS TAX REVENUE REFUNDING BONDS, S02 - 2122  
**FUNCTION:** GENERAL GOVERNMENT - 51010  
**DEPARTMENT:** DEBT SERVICE - 91902  
**DIVISION:** GAS TAX REVENUE REFUNDING BONDS, S02 - 06012

**HERNANDO COUNTY, FLORIDA**  
**GAS TAX REVENUE REFUNDING BONDS**  
**SERIES 2002**  
**\$5,945,000**

Interest on the Series 2002 Bonds will be payable to purchasers by The Depository Trust Company, New York, New York (“DTC”) through its participants semi-annually on each October 1 and April 1 (the “Interest Dates”), commencing October 1, 2002. The Bonds carry interest rates ranging from 3.00% to 4.30%.

The Series 2002 Bonds are not subject to redemption prior to maturity. The Series 2002 Bonds are being issued to provide sufficient funds to (1) refund, on a current basis, all the County’s outstanding Gas Tax Revenue Refunding Bonds, Series 1992, and (2) pay certain costs of issuances incurred with respect to the issuance and sale of the Series 2002 Bonds, including the payment of the premium for a financial guaranty insurance policy.

Neither the Series 2002 Bonds nor the interest thereon shall constitute a general indebtedness, or a pledge of the faith, credit or taxing power of Hernando County, Florida, the State of Florida or any political subdivisions thereof, within the meaning of any constitutional or statutory provision or limitation. Neither the County, the State of Florida, nor any political subdivision thereof shall be obligated (1) to exercise its ad valorem taxing power or any other taxing power in any form on any real or personal property in the County to pay the principal of the Series 2002 Bonds, the interest thereon, or other costs incidental thereto, or (2) to pay the same from any other funds of the County, except from the Pledged Funds, in the manner provided in the Resolution. The Series 2002 Bonds and the obligations evidenced hereby shall not constitute a lien upon any property of the County, but shall constitute a lien only on, and shall be payable solely from, the Pledged Funds in accordance with the terms of the Resolution.

These bonds are secured by a pledge of payments to the County by the State from collections of the Local Option Gas Tax levied by the County pursuant to Section 223.025, Florida Statutes, and County Ordinance 85-15, enacted on July 9, 1985, and the County gas tax collected pursuant to Section 206.60, Florida Statutes. Payment of the principal of and interest on the Series 2002 Bonds when due will be insured by a financial guaranty insurance policy to be issued by Ambac Assurance Corporation simultaneously with the delivery of the Series 2002 Bonds.

**RATINGS:**

Standard & Poor’s: AAA  
Fitch: AAA  
(Ambac Insured)

**FUND:** GAS TAX REVENUE REFUNDING BONDS, S02 - 2122  
**FUNCTION:** GENERAL GOVERNMENT - 51010  
**DEPARTMENT:** DEBT SERVICE - 91902  
**DIVISION:** GAS TAX REVENUE REFUNDING BONDS, S02 - 06012

	FY 2007 ACTUAL	FY 2008 ACTUAL	FY 2009 BUDGET	FY 2010 APPROVED
Miscellaneous Revenue	\$ 633,728	\$ 628,829	\$ 1,276,357	\$ 1,237,494
<b>TOTAL - REVENUE</b>	<b>\$ 633,728</b>	<b>\$ 628,829</b>	<b>\$ 1,276,357</b>	<b>\$ 1,237,494</b>
<b>EXPENDITURES</b>				
Administrative Fees	\$ 6,375	\$ 1,927	\$ 7,355	\$ 1,660
Principal	425,000	435,000	445,000	470,000
Interest	172,360	158,548	143,323	126,635
Paying Agent	460	460	500	460
Reserves	-	-	680,179	638,739
<b>TOTAL - EXPENDITURES</b>	<b>\$ 604,195</b>	<b>\$ 595,935</b>	<b>\$ 1,276,357</b>	<b>\$ 1,237,494</b>

The above debt payment is funded through a transfer from the Constitutional Gas Tax Fund.

**FUND:** GAS TAX REVENUE REFUNDING BONDS, S02 - 2122  
**FUNCTION:** GENERAL GOVERNMENT - 51010  
**DEPARTMENT:** DEBT SERVICE - 91902  
**DIVISION:** GAS TAX REVENUE REFUNDING BONDS, S02 - 06012

**DEBT SERVICE SCHEDULE**

<b>Payment Date</b>	<b>Principal</b>	<b>Interest</b>	<b>Total Annual Debt Service</b>
10/01/02		\$ 64,829	\$ 64,829
04/01/03		110,086	110,086
10/01/03	370,000.00	110,086	480,086
04/01/04		104,536	104,536
10/01/04	385,000.00	104,536	489,536
04/01/05		98,761	98,761
10/01/05	400,000.00	98,761	498,761
04/01/06		92,761	92,761
10/01/06	405,000.00	92,761	497,761
04/01/07		86,180	86,180
10/01/07	425,000.00	86,180	511,180
04/01/08		79,274	79,274
10/01/08	435,000.00	79,274	514,274
04/01/09		71,661	71,661
10/01/09	445,000.00	71,661	516,661
04/01/10		63,318	63,318
10/01/10	470,000.00	63,318	533,318
04/01/11		53,918	53,918
10/01/11	485,000.00	53,918	538,918
04/01/12		44,218	44,218
10/01/12	495,000.00	44,218	539,218
04/01/13		34,318	34,318
10/01/13	520,000.00	34,318	554,318
04/01/14		23,593	23,593
10/01/14	545,000.00	23,593	568,593
04/01/15		12,148	12,148
10/01/15	565,000.00	12,148	577,148

**FUND:** CAPITAL IMPROVEMENT AND REFUNDING REVENUE BONDS - 2182  
**FUNCTION:** GENERAL GOVERNMENT - 51010  
**DEPARTMENT:** DEBT SERVICE - 91902  
**DIVISION:** CAPITAL IMPROVEMENT AND REFUNDING REVENUE BONDS - 06042

**HERNANDO COUNTY, FLORIDA**  
**CAPITAL IMPROVEMENT AND REFUNDING REVENUE BONDS**  
**SERIES 2002**  
**\$17,895,000**

Interest on the Series 2002 Bonds is payable semi-annually on each February 1 and August 1, commencing February 1, 2003. The Bonds carry interest rates ranging from 2.00% to 4.75%.

The Series 2002 Bonds are subject to optional redemption prior to their stated maturities. The Series 2002 Bonds are issued pursuant to and under the authority of Ordinance No. 78-1 enacted by the County on January 17, 1978, Chapter 125, Florida Statutes, Chapter 218, Part VI, Florida Statutes, and other applicable provisions of law (collectively, the "Act"), and under and pursuant to Resolution No. 93-17 adopted by the Board of County Commissioners of the County (the "Board") on February 16, 1993, as amended and supplemented, particularly as supplemented by Resolution No. 98-47 adopted by the Board on March 17, 1998, which Resolution No. 98-47 subsequently was amended and restated in its entirety by a resolution adopted by the Board on April 14, 1998 and particularly as amended and supplemented by Resolution No. 02-258 adopted by the Board on October 15, 2002 (collectively, the "Resolution").

The Series 2002 Bonds are being issued to provide funds, together with other legally available moneys of the County, sufficient to (1) refund, on a current basis, all of the County's outstanding Hernando County, Florida Capital Improvement Refunding Revenue Bonds, Series 1993, as further described herein, (2) fund a deposit to the Series 2002 Construction Fund for the acquisition, construction and equipping of the County's public works and fleet services complex, and (3) pay certain costs and expenses relating to the issuance of the Series 2002 Bonds, including the premium for a municipal bond insurance policy and a reserve account insurance policy.

The Series 2002 Bonds are payable solely from and secured by a lien upon and pledge of the receipts of the County from the proceeds of the local government half-cent sales tax, and distributed (including any emergency distributions) to the County under, Part VI, Chapter 218, Florida Statutes, and until applied in accordance with the provisions set forth in the defined Resolution, the moneys, including investments thereof, in certain of the funds and accounts established under the Resolution (collectively, the "Pledged Revenues"); provided, however such lien upon and pledge of the Pledged Revenues shall be on parity in all respects with the County's outstanding Capital Improvement Refunding Revenue Bonds, Series 1998 (the "Series 1998 Bonds").

The scheduled payment of principal of and interest on the Series 2002 Bonds will be insured by a municipal bond insurance policy to be issued simultaneously with the delivery of the Series 2002 Bonds by Financial Security Assurance Inc.

**RATINGS:**

Standard & Poor's: AAA  
Standard & Poor's: A- (Underlying)  
Fitch: AAA (Insured)  
Mood's: Aaa (Insured)  
Mood's: A2 (Underlying)  
(Financial Security Insured)

**FUND:** CAPITAL IMPROVEMENT REVENUE BONDS S02 SINKING - 2182  
**FUNCTION:** GENERAL GOVERNMENT - 51010  
**DEPARTMENT:** DEBT SERVICE - 91902  
**DIVISION:** CAPITAL IMPROVEMENT REVENUE BONDS S02-SINKING - 06042

	FY 2007 ACTUAL	FY 2008 ACTUAL	FY 2009 BUDGET	FY 2010 APPROVED
Miscellaneous Revenue	\$ 1,320,539	\$ 1,317,677	\$ 1,317,137	\$ 1,318,688
<b>TOTAL - REVENUE</b>	<b>\$ 1,320,539</b>	<b>\$ 1,317,677</b>	<b>\$ 1,317,137</b>	<b>\$ 1,318,688</b>
<b>EXPENDITURES</b>				
Administrative Fees	\$ 2	\$ 14	\$ 20	\$ 10
Principal	675,000	690,000	710,000	735,000
Interest	646,866	627,404	605,694	581,471
Paying Agent	400	400	1,306	1,306
Reserves	-	-	117	901
<b>TOTAL - EXPENDITURES</b>	<b>\$ 1,322,268</b>	<b>\$ 1,317,818</b>	<b>\$ 1,317,137</b>	<b>\$ 1,318,688</b>

The above debt payment is funded through a number of sources. The existing refinanced bond funds are paid for annually with a transfer from the Public Buildings Impact Fee Fund (\$115,000) with the remainder coming from a transfer from the General Fund. An additional transfer is budgeted of which 46% comes from the Constitutional Gas Tax Fund and 54% from the Vehicle Maintenance Fund to pay the debt payment on the new projects.

**FUND:** CAPITAL IMPROVEMENT AND REFUNDING REVENUE BONDS - 2182  
**FUNCTION:** GENERAL GOVERNMENT - 51010  
**DEPARTMENT:** DEBT SERVICE - 91902  
**DIVISION:** CAPITAL IMPROVEMENT AND REFUNDING REVENUE BONDS - 06042

**DEBT SERVICE SCHEDULE**

<b>Payment Date</b>	<b>Principal</b>	<b>Interest</b>	<b>Total Annual Debt Service</b>
02/01/03	65,000.00 \$	205,447 \$	270,447
08/01/03		348,222	348,222
02/01/04	635,000.00	348,222	983,222
08/01/04		341,872	341,872
02/01/05	635,000.00	341,872	976,872
08/01/05		335,522	335,522
02/01/06	655,000.00	335,522	990,522
08/01/06		327,989	327,989
02/01/07	675,000.00	327,989	1,002,989
08/01/07		318,877	318,877
02/01/08	690,000.00	318,877	1,008,877
08/01/08		308,527	308,527
02/01/09	710,000.00	308,527	1,018,527
08/01/09		297,167	297,167
02/01/10	735,000.00	297,167	1,032,167
08/01/10		284,304	284,304
02/01/11	765,000.00	284,304	1,049,304
08/01/11		270,534	270,534
02/01/12	795,000.00	270,534	1,065,534
08/01/12		255,827	255,827
02/01/13	810,000.00	255,827	1,065,827
08/01/13		239,627	239,627
02/01/14	1,155,000.00	239,627	1,394,627
08/01/14		216,527	216,527
02/01/15	1,200,000.00	216,527	1,416,527
08/01/15		191,777	191,777
02/01/16	1,245,000.00	191,777	1,436,777
08/01/16		165,009	165,009
02/01/17	1,300,000.00	165,009	1,465,009
08/01/17		135,759	135,759
02/01/18	1,355,000.00	135,759	1,490,759
08/01/18		105,272	105,272
02/01/19	1,425,000.00	105,272	1,530,272
08/01/19		72,319	72,319
02/01/20	1,485,000.00	72,319	1,557,319
08/01/20		37,050	37,050
02/01/21	1,560,000.00	37,050	1,597,050

# **DEBT SERVICE FUNDS**

## **Physical Environment**

**FUND:** HERNANDO COUNTY UTILITIES - 4111  
**FUNCTION:** PHYSICAL ENVIRONMENT - 53010  
**DEPARTMENT:** HERNANDO COUNTY UTILITIES - 93630  
**DIVISION:** DEBT SERVICES/TRANSFERS/RESERVES - 07099

**HERNANDO COUNTY, FLORIDA**  
**WATER AND SEWER REFUNDING REVENUE BONDS**  
**SERIES 1998**  
**\$6,760,000**

Interest on the Series 1998 Bonds is payable semi-annually on each June 1 and December 1, commencing December 1, 1998. The Bonds carry interest rates ranging from 3.80% to 5.00%.

The Series 1998 Bonds are subject to optional and mandatory redemption prior to their stated maturities. The Series 1998 Bonds are being issued to provide funds, together with other legally available moneys of the County, sufficient to (1) advance refund a portion of the County's outstanding Hernando County, Florida Water and Sewer Revenue Refunding and Improvement Bonds, Series 1992, and (2) pay certain costs and expenses relating to the issuance of the Series 1998 Bonds, including the premium for a municipal bond insurance policy.

The Series 1998 Bonds are payable solely from and secured by a lien upon and pledge of the Gross Revenues of the County's water and sewer system less the Cost of Operation and Maintenance of such system, as such terms are described (collectively, the "Pledged Revenues"); provided, however such lien upon and pledge of the Pledged Revenues shall be on parity in all respects with that portion of the County's outstanding Hernando County, Florida Water and Sewer Revenue Refunding and Improvement Bonds, Series 1992 which are not refunded in connection with the issuance of the Series 1998 Bonds (the "Parity Bonds").

The scheduled payment of principal of and interest on the Series 1998 Bonds will be insured by a municipal bond insurance policy to be issued simultaneously with the delivery of the Series 1998 Bonds by Financial Guaranty Company.

**RATINGS:**

Fitch: AAA  
Standard & Poor's: AAA  
(Financial Guaranty Insured)

**REVENUE:**

Revenue for this bond payment is contained in the Water and Sewer Fund 4111.

**EXPENDITURES:**

The debt service for this bond issue is incorporated in the Water and Sewer Fund 4111, Debt Service/Transfers/Reserves Department 07099.

FUND: HERNANDO COUNTY UTILITIES - 4111  
 FUNCTION: PHYSICAL ENVIRONMENT - 53010  
 DEPARTMENT: HERNANDO COUNTY UTILITIES - 93630  
 DIVISION: DEBT SERVICES/TRANSFERS/RESERVES - 07099

DEBT SERVICE SCHEDULE

Payment Date	Principal	Interest	Total Annual Debt Service
12/01/98		\$ 184,395	\$ 184,395
06/01/99		184,395	184,395
12/01/99	45,000.00	158,053	203,053
06/01/00		158,053	158,053
12/01/00	45,000.00	157,198	202,198
06/01/01		157,198	157,198
12/01/01	45,000.00	156,309	201,309
06/01/02		156,309	156,309
12/01/02	270,000.00	155,409	425,409
06/01/03		155,409	155,409
12/01/03	280,000.00	150,009	430,009
06/01/04		150,009	150,009
12/01/04	290,000.00	144,269	434,269
06/01/05		144,269	144,269
12/01/05	300,000.00	138,288	438,288
06/01/06		138,288	138,288
12/01/06	320,000.00	131,913	451,913
06/01/07		131,913	131,913
12/01/07	330,000.00	124,913	454,913
06/01/08		124,913	124,913
12/01/08	345,000.00	117,653	462,653
06/01/09		117,653	117,653
12/01/09	360,000.00	109,891	469,891
06/01/10		109,891	109,891
12/01/10	375,000.00	101,611	476,611
06/01/11		101,611	101,611
12/01/11	390,000.00	92,798	482,798
06/01/12		92,798	92,798
12/01/12	415,000.00	83,438	498,438
06/01/13		83,438	83,438
12/01/13	435,000.00	73,478	508,478
06/01/14		73,478	73,478
12/01/14	455,000.00	62,875	517,875
06/01/15		62,875	62,875
12/01/15	475,000.00	51,500	526,500
06/01/16		51,500	51,500
12/01/16	505,000.00	39,625	544,625
06/01/17		39,625	39,625
12/01/17	525,000.00	27,000	552,000
06/01/18		27,000	27,000
12/01/18	555,000.00	13,875	568,875
06/01/19		13,875	13,875

**FUND:** HERNANDO COUNTY UTILITIES - 4111  
**FUNCTION:** PHYSICAL ENVIRONMENT - 53010  
**DEPARTMENT:** HERNANDO COUNTY UTILITIES - 93630  
**DIVISION:** DEBT SERVICES/TRANSFERS/RESERVES - 07099

**HERNANDO COUNTY, FLORIDA**  
**WATER AND SEWER REFUNDING REVENUE BONDS**  
**SERIES 2003**  
**\$11,010,000**

Interest on the Series 2003 Bonds is payable semi-annually on each June 1 and December 1, commencing December 1, 2003. The Bonds carry interest rates ranging from 3.00% to 4.375%.

The Series 2003 Bonds are subject to optional redemption prior to their stated maturities. The Series 2003 Bonds are being issued to provide funds, together with other legally available moneys of the County, sufficient to (1) refund, on a current basis, all of the outstanding Hernando County, Florida Water and Sewer Revenue Refunding and Improvement Bonds, Series 1992 and (2) pay certain costs and expenses relating to the issuance of the Series 2003 Bonds, including the premium for a municipal bond insurance policy.

The Series 2003 Bonds are issued pursuant to and under the authority of Chapter 125, Florida Statutes, and other applicable provisions of law (collectively, the "Act"), and under and pursuant to Resolution No. 92-03 adopted by the Board of County Commissioners of the County (the "Board") on July 10, 1992, as amended and supplemented from time to time, and as particularly amended and restated in its entirety by Amended and Restated Water and Sewer Bond Resolution No. 2003-67 adopted by the Board on March 18, 2003, as supplemented (collectively, the "Resolution").

The Series 2003 Bonds are payable solely from and secured by a lien upon and pledge of the Net Revenues and Connection Fees of the County's water and sewer system.

The Series 2003 Bonds shall not be or constitute general obligations or indebtedness of the County as "Bonds" within the meaning of any constitutional or statutory provision, but shall be special obligations of the County, payable solely from and secured by a lien upon and pledge of the pledged funds, in the manner and to the extent provided in the Resolution. No holder of any Series 2003 Bond shall ever have the right to compel the exercise of any ad valorem taxing power to pay such Series 2003 Bond, to be entitled to payment of such Series 2003 Bond from any moneys of the County except from the pledged funds in the manner and to the extent provided in the Resolution.

The scheduled payment of principal of and interest on the Series 2003 Bonds will be insured by a municipal bond insurance policy to be issued simultaneously with the delivery of the Series 2003 Bonds by Financial Guaranty Insurance Company.

**RATINGS:**

Standard & Poor's: AAA  
Fitch: AAA  
Moody's: Aaa  
(Financial Guaranty Insured)

**REVENUE:**

Revenue for this bond payment is contained in the Water and Sewer Fund 4111.

**EXPENDITURES:**

The debt service for this bond issue is incorporated in the Water and Sewer Fund 4111, Debt Service/Transfers/Reserves Department 07099.

**FUND:** HERNANDO COUNTY UTILITIES - 4111  
**FUNCTION:** PHYSICAL ENVIRONMENT - 53010  
**DEPARTMENT:** HERNANDO COUNTY UTILITIES - 93630  
**DIVISION:** DEBT SERVICES/TRANSFERS/RESERVES - 07099

**DEBT SERVICE SCHEDULE**

<b>Payment Date</b>	<b>Principal</b>	<b>Interest</b>	<b>Total Annual Debt Service</b>
12/01/03		\$ 255,570	\$ 255,570
06/01/04	490,000.00	191,678	681,678
12/01/04		184,328	184,328
06/01/05	570,000.00	184,328	754,328
12/01/05		178,628	178,628
06/01/06	580,000.00	178,628	758,628
12/01/06		172,828	172,828
06/01/07	590,000.00	172,828	762,828
12/01/07		166,043	166,043
06/01/08	605,000.00	166,043	771,043
12/01/08		158,102	158,102
06/01/09	620,000.00	158,102	778,102
12/01/09		148,802	148,802
06/01/10	640,000.00	148,802	788,802
12/01/10		138,402	138,402
06/01/11	660,000.00	138,402	798,402
12/01/11		126,852	126,852
06/01/12	685,000.00	126,852	811,852
12/01/12		114,436	114,436
06/01/13	705,000.00	114,436	819,436
12/01/13		101,041	101,041
06/01/14	730,000.00	101,041	831,041
12/01/14		86,898	86,898
06/01/15	760,000.00	86,898	846,898
12/01/15		71,698	71,698
06/01/16	790,000.00	71,698	861,698
12/01/16		55,503	55,503
06/01/17	825,000.00	55,503	880,503
12/01/17		38,178	38,178
06/01/18	860,000.00	38,178	898,178
12/01/18		19,688	19,688
06/01/19	900,000.00	19,688	919,688

**FUND:** HERNANDO COUNTY UTILITIES - 4111  
**FUNCTION:** PHYSICAL ENVIRONMENT - 53010  
**DEPARTMENT:** HERNANDO COUNTY UTILITIES - 93630  
**DIVISION:** DEBT SERVICES/TRANSFERS/RESERVES - 07099

**HERNANDO COUNTY, FLORIDA**  
**WATER AND SEWER REFUNDING REVENUE BONDS**  
**SERIES 2004**  
**\$41,045,000**

Interest on the Series 2004 Bonds is payable semi annually (on June 1 and December 1 each year) commencing June 1, 2004. The Bonds carry interest rates ranging from 2.00% to 5.00%.

The Series 2004 Bonds are subject to optional and mandatory redemption prior to their stated maturities as set forth herein. The Series 2004 Bonds are being issued to provide funds to (1) reimburse the County for the cost of the acquisition by eminent domain of a water and sewer system commonly known as the Spring Hill Utility System from Florida Water Services Corporation, (2) make various capital improvements to the System, including the Spring Hill System (each as hereinafter defined), and (3) pay certain costs and expenses relating to the issuance of the Series 2004 Bonds, including the premium for a municipal bond insurance policy and the premium for a reserve account insurance policy.

The Series 2004 Bonds are payable solely from and secured by a lien upon and pledge of the Net Revenues and Connection Fees of the System, as such terms are described herein (together with amounts on deposit in certain funds and accounts created in the Resolution, collectively, the "Pledged Funds"); provided, however such lien upon and pledge of the Pledged Funds shall be on parity in all respects with the County's outstanding Hernando County, Florida Water and Sewer Refunding Revenue Bonds, Series 1998 and Hernando County, Florida Water and Sewer Refunding Revenue Bonds, Series 2003 (collectively, the "Parity Bonds"). The scheduled payment of principal of and interest on the Series 2004 Bonds will be insured by a municipal bond insurance policy to be issued simultaneously with the delivery of the Series 2004 Bonds by MBIA Insurance Corporation.

**REVENUE:**

Revenue for this bond payment is contained in the Water and Sewer Fund 4111.

**EXPENDITURES:**

The debt service for this bond issue is incorporated in the Water and Sewer Fund 4111, Debt Service/Transfers/Reserves Department 07099.

FUND: HERNANDO COUNTY UTILITIES - 4111  
 FUNCTION: PHYSICAL ENVIRONMENT - 53010  
 DEPARTMENT: HERNANDO COUNTY UTILITIES - 93630  
 DIVISION: DEBT SERVICES/TRANSFERS/RESERVES - 07099

DEBT SERVICE SCHEDULE

Payment Date	Principal	Interest	Total Annual Debt Service
06/01/04		\$ 394,579	\$ 394,579
12/01/04		887,804	887,804
06/01/05	785,000.00	887,804	1,672,804
12/01/05		879,954	879,954
06/01/06	800,000.00	879,954	1,679,954
12/01/06		871,954	871,954
06/01/07	815,000.00	871,954	1,686,954
12/01/07		863,804	863,804
06/01/08	835,000.00	863,804	1,698,804
12/01/08		855,454	855,454
06/01/09	850,000.00	855,454	1,705,454
12/01/09		840,579	840,579
06/01/10	880,000.00	840,579	1,720,579
12/01/10		824,079	824,079
06/01/11	910,000.00	824,079	1,734,079
12/01/11		810,429	810,429
06/01/12	940,000.00	810,429	1,750,429
12/01/12		796,329	796,329
06/01/13	970,000.00	796,329	1,766,329
12/01/13		781,173	781,173
06/01/14	1,000,000.00	781,173	1,781,173
12/01/14		764,923	764,923
06/01/15	1,030,000.00	764,923	1,794,923
12/01/15		747,413	747,413
06/01/16	1,065,000.00	747,413	1,812,413
12/01/16		726,113	726,113
06/01/17	1,110,000.00	726,113	1,836,113
12/01/17		703,913	703,913
06/01/18	1,155,000.00	703,913	1,858,913
12/01/18		676,481	676,481
06/01/19	1,205,000.00	676,481	1,881,481
12/01/19		647,863	647,863
06/01/20	1,265,000.00	647,863	1,912,863
12/01/20		617,819	617,819
06/01/21	1,325,000.00	617,819	1,942,819
12/01/21		586,350	586,350
06/01/22	1,385,000.00	586,350	1,971,350
12/01/22		556,919	556,919
06/01/23	1,445,000.00	556,919	2,001,919
12/01/23		526,213	526,213
06/01/24	1,510,000.00	526,213	2,036,213
12/01/24		494,125	494,125
06/01/25	1,570,000.00	494,125	2,064,125

**FUND:** HERNANDO COUNTY UTILITIES - 4111  
**FUNCTION:** PHYSICAL ENVIRONMENT - 53010  
**DEPARTMENT:** HERNANDO COUNTY UTILITIES - 93630  
**DIVISION:** DEBT SERVICES/TRANSFERS/RESERVES - 07099

**DEBT SERVICE SCHEDULE (continued)**

<b>Payment Date</b>	<b>Principal</b>	<b>Interest</b>	<b>Total Annual Debt Service</b>
12/01/25		\$ 454,875	\$ 454,875
06/01/26	1,650,000.00	454,875	2,104,875
12/01/26		413,625	413,625
06/01/27	1,735,000.00	413,625	2,148,625
12/01/27		370,250	370,250
06/01/28	1,820,000.00	370,250	2,190,250
12/01/28		324,750	324,750
06/01/29	1,910,000.00	324,750	2,234,750
12/01/29		277,000	277,000
06/01/30	2,005,000.00	277,000	2,282,000
12/01/30		226,875	226,875
06/01/31	2,105,000.00	226,875	2,331,875
12/01/31		174,250	174,250
06/01/32	2,210,000.00	174,250	2,384,250
12/01/32		119,000	119,000
06/01/33	2,320,000.00	119,000	2,439,000
12/01/33		61,000	61,000
06/01/34	2,440,000.00	61,000	2,501,000

# **DEBT SERVICE FUNDS**

## **Transportation**

**FUND:** ROAD IMPROVEMENT REVENUE BONDS S97 SINKING - 2041  
**FUNCTION:** TRANSPORTATION - 54010  
**DEPARTMENT:** DEBT SERVICE - 91902  
**DIVISION:** ROAD IMPROVEMENT REVENUE BONDS S97 SINKING - 06051

**HERNANDO COUNTY, FLORIDA**  
**ROAD IMPROVEMENT REFUNDING REVENUE BONDS**  
**SERIES 1997**  
**\$2,395,000**

Interest on the 1997 Bonds is payable semi-annually (on December 1 and June 1 of each year) commencing December 1, 1997. The Bonds carry interest rates ranging from 3.77% to 4.50%. The 1997 Bonds shall not be subject to redemption prior to their stated maturities.

The 1997 Bonds are being issued by the County for the purpose of providing sufficient moneys to: (1) prepay and satisfy the payment obligations of the County under a Lease-Purchase Agreement among the County, the Division of Bond Finance of the Department of General Services of the State of Florida and the Department of Transportation of the State of Florida, relating to the State of Florida Full Faith and Credit Hernando County Road Bonds dated as of December 1, 1979 (2) pay the premium for a debt service reserve surety bond with respect to the 1997 Bonds, and (3) pay the cost of issuance associated with the 1997 Bonds, including the premium for a municipal bond insurance policy.

The 1997 Bonds are limited obligations of the County payable from (1) the Surplus Gas Tax Revenues and (2) until applied in accordance with the provisions of a resolution of the County adopted on September 16, 1997 (the "Resolution"), all moneys, including investments thereof, in certain of the funds and accounts established under the Resolution (except the Rebate Fund) and the income and investments thereof (collectively, the "Pledged Revenues").

The 1997 bonds do not constitute an indebtedness, liability, general or moral obligation or a pledge of the faith, credit or taxing power of the County, the State of Florida, or any political subdivision thereof, within the meaning and any constitutional or statutory provisions. Neither the State of Florida nor the County shall be obligated to levy ad valorem taxes on any property to pay the principal of the 1997 Bonds, the interest thereon or other costs incident thereto, or to pay the same from any other funds of the County except from the Pledged Revenues, in the manner provided herein. The payment of principal of and interest on the 1997 Bonds will be insured by a municipal bond insurance policy to be issued simultaneously with the delivery of the 1997 Bonds by MBIA Insurance Corporation.

**RATINGS:**

Standard & Poor's: AAA  
Fitch: AAA  
("MBIA" Insured)

**FUND:** ROAD IMPROVEMENT REVENUE BONDS S97 SINKING - 2041  
**FUNCTION:** TRANSPORTATION - 54010  
**DEPARTMENT:** DEBT SERVICE - 91902  
**DIVISION:** ROAD IMPROVEMENT REVENUE BONDS S97 SINKING - 06051

	FY 2007 ACTUAL	FY 2008 ACTUAL	FY 2009 BUDGET	FY 2010 APPROVED
<b>TOTAL - REVENUE</b>	\$ 279,017	\$ 277,127	\$ 283,688	\$ -
<b>EXPENDITURES</b>				
Administrative Fees	\$ 3,113	\$ 572	\$ 3,614	\$ -
Principal	245,000	255,000	265,000	-
Interest	28,790	17,663	5,963	-
Paying Agent	542	500	600	-
Reserves	-	-	8,511	-
<b>TOTAL - EXPENDITURES</b>	\$ 277,445	\$ 273,735	\$ 283,688	\$ -

The above debt payment is funded through a transfer from the Constitutional Gas Tax Fund.

**FUND:** ROAD IMPROVEMENT REVENUE BONDS S97 SINKING - 2041  
**FUNCTION:** TRANSPORTATION - 54010  
**DEPARTMENT:** DEBT SERVICE - 91902  
**DIVISION:** ROAD IMPROVEMENT REVENUE BONDS S97 SINKING - 06051

**DEBT SERVICE SCHEDULE**

<b>Payment Date</b>	<b>Principal</b>	<b>Interest</b>	<b>Total Annual Debt Service</b>
12/01/97		\$ 25,093.14	\$ 25,093.14
06/01/98		50,186	50,186
12/01/98	175,000.00	50,186	225,186
06/01/99		46,949	46,949
12/01/99	185,000.00	46,949	231,949
06/01/00		43,388	43,388
12/01/00	190,000.00	43,388	233,388
06/01/01		39,588	39,588
12/01/01	200,000.00	39,588	239,588
06/01/02		35,588	35,588
12/01/02	205,000.00	35,588	240,588
06/01/03		31,385	31,385
12/01/03	215,000.00	31,385	246,385
06/01/04		26,924	26,924
12/01/04	225,000.00	26,924	251,924
06/01/05		22,143	22,143
12/01/05	235,000.00	22,143	257,143
06/01/06		17,090	17,090
12/01/06	245,000.00	17,090	262,090
06/01/07		11,700	11,700
12/01/07	255,000.00	11,700	266,700
06/01/08		5,963	5,963
12/01/08	265,000.00	5,963	270,963

# **CAPITAL FUNDS**

# **CAPITAL FUNDS**

## **General Government**

FUND: CAPITAL IMPROVEMENT REVENUE BONDS S04 CON - 3061  
 FUNCTION: GENERAL GOVERNMENT - 51010  
 DEPARTMENT: CAPITAL PROJECTS - 91903  
 DIVISION: CAPITAL IMPROVEMENT REVENUE BONDS S04 CON - 06581

	FY 2007 ACTUAL	FY 2008 ACTUAL	FY 2009 BUDGET	FY 2010 APPROVED
TOTAL - REVENUE	\$ 1,714,864	\$ 160,343	\$ 443,641	\$ -
<b>TOTAL - REVENUE</b>	<b>\$ 1,714,864</b>	<b>\$ 160,343</b>	<b>\$ 443,641</b>	<b>\$ -</b>
<b>EXPENDITURES</b>				
Operating Expenses	\$ 28,632	\$ 1,311	\$ -	\$ -
Capital Outlay	348,231	463,381	57,681	-
Transfers and Reserves	-	2,534,238	385,960	-
<b>TOTAL - EXPENDITURES</b>	<b>\$ 376,863</b>	<b>\$ 2,998,930</b>	<b>\$ 443,641</b>	<b>\$ -</b>

**FY 2010 APPROVED CAPITAL:**

None	\$ -
	<b>\$ -</b>

**FY 2009 APPROVED CAPITAL:**

Buildings-Jail	\$ 57,681
	<b>\$ 57,681</b>

**FY 2008 ACTUAL CAPITAL:**

Buildings-Jail	\$ 171,000
Improvements-Hernando Beach Dredge	292,381
	<b>\$ 463,381</b>

**FY 2007 ACTUAL CAPITAL:**

Equipment-Westside Library	\$ 6,426
Buildings-Emergency Operations Center	147,788
Buildings-Westside Library	13,980
Buildings-Eastside Library	12,744
Improvements-Eastside Library	10,682
Improvements-Hernando Beach Dredge	156,611
	<b>\$ 348,231</b>

FUND: CAPITAL IMPROVEMENT REVENUE BONDS S04 CON - 3061  
 FUNCTION: GENERAL GOVERNMENT - 51010  
 DEPARTMENT: CAPITAL PROJECTS - 91903  
 DIVISION: EMG-EOC RETROFIT PROJECT - 32132

	FY 2007 ACTUAL	FY 2008 ACTUAL	FY 2009 BUDGET	FY 2010 APPROVED
TOTAL - REVENUE	\$ 341,055	\$ -	\$ -	\$ -
EXPENDITURES				
Personnel Services	\$ 6,298	\$ 1,827	\$ -	\$ -
Capital Outlay	426,036	-	-	-
TOTAL - EXPENDITURES	\$ 432,334	\$ 1,827	\$ -	\$ -

FUND: CAPITAL IMPROVEMENT REVENUE BONDS S04 CON - 3061  
 FUNCTION: GENERAL GOVERNMENT - 51010  
 DEPARTMENT: CAPITAL PROJECTS - 91903  
 DIVISION: DPW-PORT HERNANDO DREDGING - 34549

	FY 2007 ACTUAL	FY 2008 ACTUAL	FY 2009 BUDGET	FY 2010 APPROVED
TOTAL - REVENUE	\$ -	\$ 2,548,325	\$ 8,571,458	\$ 1,586,598
EXPENDITURES				
Capital Outlay	\$ -	\$ 104,015	\$ 8,571,458	\$ 1,586,598
TOTAL - EXPENDITURES	\$ -	\$ 104,015	\$ 8,571,458	\$ 1,586,598

FUND: CAPITAL IMPROVEMENT PROGRAM - 3121  
 FUNCTION: GENERAL GOVERNMENT - 51010  
 DEPARTMENT: CAPITAL PROJECTS - 91903  
 DIVISION: CAPITAL IMPROVEMENT PROGRAM - 06701

	FY 2007 ACTUAL		FY 2008 ACTUAL		FY 2009 BUDGET		FY 2010 APPROVED
	\$ 2,808,192	\$	4,592,267	\$	13,869,382	\$	12,861,001
<b>TOTAL - REVENUE</b>	<b>\$ 2,808,192</b>	<b>\$</b>	<b>4,592,267</b>	<b>\$</b>	<b>13,869,382</b>	<b>\$</b>	<b>12,861,001</b>
<b>EXPENDITURES</b>							
Operating Expenses	\$ 32,628	\$	1,683	\$	606,988	\$	5,000
Capital Outlay	699,785		160,645		984,920		319,160
Transfers and Reserves	1,850,000		-		12,277,474		12,536,841
<b>TOTAL - EXPENDITURES</b>	<b>\$ 2,582,413</b>	<b>\$</b>	<b>162,328</b>	<b>\$</b>	<b>13,869,382</b>	<b>\$</b>	<b>12,861,001</b>

**FY 2010 APPROVED CAPITAL:**

Buildings-Animal Control	\$ 319,160
	<b>\$ 319,160</b>

**FY 2009 APPROVED CAPITAL:**

Buildings-Animal Control	\$ 319,160
Improvements - County Building Maintenance	235,760
Improvements - Sheriff's Office	150,000
Equipment-DPW/Fleet Complex	280,000
	<b>\$ 984,920</b>

**FY 2008 ACTUAL CAPITAL:**

Improvements-Parks	\$ 158,203
Equipment-Parks	2,442
	<b>\$ 160,645</b>

**FY 2007 ACTUAL CAPITAL:**

Buildings-Westside Government Center Renovation	\$ 53,827
Improvements-County Building Maintenance	267,516
Buildings-County Building Maintenance	9,880
Improvements-Parks	143,628
Equipment-Data Processing	127,814
Equipment-Parks	97,120
	<b>\$ 699,785</b>

# **CAPITAL FUNDS**

## **Cultural & Recreation**

**FUND:** CAPITAL IMPROVEMENT PROGRAM - 3121  
**FUNCTION:** CULTURE AND RECREATION - 57010  
**DEPARTMENT:** PARKS - RIDGE MANOR IMPROVEMENTS - 37272  
**DIVISION:** PARKS - RIDGE MANOR IMPROVEMENTS - 37272

	FY 2007 ACTUAL	FY 2008 ACTUAL	FY 2009 BUDGET	FY 2010 APPROVED
TOTAL - REVENUE	\$ 81,005	\$ 19,468	\$ 199,055	\$ -
	<b>\$ 81,005</b>	<b>\$ 19,468</b>	<b>\$ 199,055</b>	<b>\$ -</b>
<b>EXPENDITURES</b>				
Capital Outlay	\$ 162,010	\$ 38,935	\$ 199,055	\$ -
TOTAL - EXPENDITURES	<b>\$ 162,010</b>	<b>\$ 38,935</b>	<b>\$ 199,055</b>	<b>\$ -</b>

# **ENTERPRISE FUNDS**

# **ENTERPRISE FUNDS**

## **Public Safety**

FUND: HERNANDO COUNTY DEVELOPMENT SERVICES - 4611  
 FUNCTION: PUBLIC SAFETY - 52010  
 DEPARTMENT: HERNANDO COUNTY DEVELOPMENT - 92402

**MISSION STATEMENT:**

The mission of Development Services is to promote the health, safety and welfare of the citizens of Hernando County through implementation and compliance with building related federal, state and local laws and regulations.

	FY 2007 ACTUAL	FY 2008 ACTUAL	FY 2009 BUDGET	FY 2010 APPROVED
<b>TOTAL - REVENUE</b>	\$ 4,210,444	\$ 2,930,015	\$ 3,127,475	\$ 2,366,743
<b>EXPENDITURES</b>				
07811 - Building Division	\$ 5,148,781	\$ 3,965,957	\$ 3,127,475	\$ 2,366,743
07812 - Zoning Division	999,288	866,259	0	-
32211 - One Stop Permitting Grant	1,095	-	-	-
<b>TOTAL - EXPENDITURES</b>	\$ 6,149,164	\$ 4,832,217	\$ 3,127,475	\$ 2,366,743

The Zoning Division was moved to Fund 4711 in FY 2009.

**FUND:** HERNANDO COUNTY DEVELOPMENT SERVICES - 4611  
**FUNCTION:** PUBLIC SAFETY - 52010  
**DEPARTMENT:** HERNANDO COUNTY DEVELOPMENT - 92402  
**DIVISION:** BUILDING DIVISION - 07811

**MISSION STATEMENT:**

The mission of the Building Division is to promote the health, safety and welfare of the citizens of Hernando County through implementation and compliance with building related federal, state and local laws and regulations.

	FY 2007 ACTUAL	FY 2008 ACTUAL	FY 2009 BUDGET	FY 2010 APPROVED
<b>TOTAL - REVENUE</b>	\$ -	\$ -	\$ -	\$ -
<b>EXPENDITURES</b>				
Personnel Services	\$ 2,911,977	\$ 2,154,498	\$ 1,561,662	\$ 1,333,862
Operating Expenses	1,747,162	1,352,700	1,188,070	586,261
Capital Outlay	276,357	(4,548)	-	-
Debt Service	211,715	203,948	-	-
Transfers and Reserves	1,570	259,359	377,743	446,620
<b>TOTAL - EXPENDITURES</b>	\$ 5,148,781	\$ 3,965,957	\$ 3,127,475	\$ 2,366,743
<b>AUTHORIZED PERSONNEL</b>	<b>80.80</b>	<b>51.30</b>	<b>26.46</b>	<b>22.95</b>

FUND: HERNANDO COUNTY DEVELOPMENT SERVICES - 4611  
 FUNCTION: PUBLIC SAFETY - 52010  
 DEPARTMENT: HERNANDO COUNTY DEVELOPMENT - 92402  
 DIVISION: ZONING DIVISION - 07812

**MISSION STATEMENT:**

The mission of the Zoning Division is to administer the zoning, flood zone and land use regulations of Hernando County as adopted by the Board of County Commissioners to promote a high quality of life for the citizens of the County.

	FY 2007 ACTUAL	FY 2008 ACTUAL	FY 2009 BUDGET	FY 2010 APPROVED
<b>TOTAL - REVENUE</b>	\$ -	\$ -	\$ -	\$ -
<b>EXPENDITURES</b>				
Personnel Services	\$ 790,452	\$ 625,387	\$ -	\$ -
Operating Expenses	165,815	213,110	-	-
Capital Outlay	43,021	(505)	-	-
Transfers & Reserves	-	28,268	-	-
<b>TOTAL - EXPENDITURES</b>	<b>\$ 999,288</b>	<b>\$ 866,259</b>	<b>\$ -</b>	<b>\$ -</b>
<b>AUTHORIZED PERSONNEL</b>	<b>18.70</b>	<b>13.70</b>	<b>9.72</b>	<b>0.00</b>

The Zoning Division was moved to Fund 4711 in FY 2009.

**FUND:** HERNANDO COUNTY DEVELOPMENT SERVICES - 4611  
**FUNCTION:** PUBLIC SAFETY - 52010  
**DEPARTMENT:** HERNANDO COUNTY DEVELOPMENT - 92402  
**DIVISION:** DEVELOPMENT - ONE STOP PERMITTING GRANT - 32211

	FY 2007 ACTUAL	FY 2008 BUDGET	FY 2009 APPROVED	FY 2010 PLANNED
<b>TOTAL - REVENUE</b>	\$ -	\$ -	\$ -	\$ -
<b>EXPENDITURES</b>				
Operating Expenses	1,095	-	-	-
<b>TOTAL - EXPENDITURES</b>	\$ 1,095	\$ -	\$ -	\$ -

FUND: ZONING DIVISION - 4711  
 FUNCTION: PUBLIC SAFETY - 52010  
 DEPARTMENT: HERNANDO COUNTY ZONING - 92402  
 DIVISION: ZONING DIVISION - 07912

**MISSION STATEMENT:**

The mission of the Zoning Division is to administer the zoning, flood zone and land use regulations of Hernando County as adopted by the Board of County Commissioners to promote a high quality of life for the citizens of the County.

	FY 2007 ACTUAL	FY 2008 ACTUAL	FY 2009 BUDGET	FY 2010 APPROVED
<b>TOTAL - REVENUE</b>	\$ -	\$ -	1,312,029	\$ 1,600,407
<b>EXPENDITURES</b>				
Personnel Services	\$ -	\$ -	599,805	\$ 475,859
Operating Expenses	-	-	190,078	186,799
Transfers & Reserves	-	-	522,146	937,749
<b>TOTAL - EXPENDITURES</b>	\$ -	\$ -	1,312,029	\$ 1,600,407
<b>AUTHORIZED PERSONNEL</b>	<b>0.00</b>	<b>0.00</b>	<b>0.00</b>	<b>7.40</b>

The Zoning Division was moved to Fund 4711 in FY 2009.

# **ENTERPRISE FUNDS**

## **Physical Environment**

FUND: HERNANDO COUNTY UTILITIES - 4111  
 FUNCTION: PHYSICAL ENVIRONMENT - 53010  
 DEPARTMENT: HERNANDO COUNTY UTILITIES - 93630

**MISSION STATEMENT:**

The mission of the Hernando County Utilities Department is to ensure that the county's water and wastewater systems are operated and maintained in compliance with all federal, state, and local rules and regulations, and to provide Hernando County citizens the highest quality of water and service available.

	FY 2007 ACTUAL	FY 2008 ACTUAL	FY 2009 BUDGET	FY 2009 APPROVED
TOTAL - REVENUE	\$ 30,515,815	\$ 26,944,632	\$ 57,522,499	\$ 40,226,640

**EXPENDITURES**

07091 - Administration	\$ 2,229,222	\$ 3,843,733	\$ 1,253,737	\$ 1,165,733
07093 - Finance Administration	472,822	546,087	678,715	2,794,857
07096 - Engineering	1,011,674	1,048,694	1,165,520	1,161,849
07097 - Technology Services	325,821	299,911	461,569	431,093
07098 - Billing	944,961	872,132	1,258,820	998,257
07099 - Debt Service/Transf/Reserv	7,796,041	7,529,486	7,461,856	7,382,603
07100 - Meter Reading	689,257	764,318	869,150	761,859
07101 - Customer Service/Finance	1,612,990	1,420,973	1,673,238	1,575,929
07111 - Water Operations	6,046,899	6,353,460	5,075,036	4,673,240
07121 - Wastewater Operations	6,882,606	7,020,314	5,729,644	5,174,053
07131 - Assessments	140	244	-	-
07141 - Capital Projects	1,143,900	338,748	31,527,007	13,873,763
07151 - Water Conservation	125,003	144,215	274,707	142,404
33711 - WRWSA H2O Cons-Qual	87,574	500	93,500	-
33712 - WRWSA H2O Sply Pgm	933	93,201	-	91,000
<b>TOTAL - EXPENDITURES</b>	<b>\$ 29,369,843</b>	<b>\$ 30,276,017</b>	<b>\$ 57,522,499</b>	<b>\$ 40,226,640</b>

FUND: HERNANDO COUNTY UTILITIES - 4111  
 FUNCTION: PHYSICAL ENVIRONMENT - 53010  
 DEPARTMENT: HERNANDO COUNTY UTILITIES - 93630  
 DIVISION: ADMINISTRATION - 07091

**MISSION STATEMENT:**

The mission of the Administration Division is to provide sound management and positive direction to all divisions of the Hernando County Utilities Department (HCUD).

	FY 2007 ACTUAL	FY 2008 ACTUAL	FY 2009 BUDGET	FY 2010 APPROVED
<b>TOTAL - REVENUE</b>	\$ -	\$ -	\$ -	\$ -
<b>EXPENDITURES</b>				
Personnel Services	\$ 154,532	\$ 198,120	\$ 252,245	\$ 247,640
Operating Expenses	1,724,601	2,186,045	994,809	893,341
Capital Outlay	465,480	1,489,559	-	-
Debt Services	(116,183)	(276,980)	-	-
Grants & Aid	-	-	-	24,752
Transfers & Reserves	792	246,990	6,683	-
<b>TOTAL - EXPENDITURES</b>	\$ 2,229,222	\$ 3,843,733	\$ 1,253,737	\$ 1,165,733
<b>AUTHORIZED PERSONNEL</b>	<b>2.60</b>	<b>2.00</b>	<b>2.60</b>	<b>3.60</b>

**FUND:** HERNANDO COUNTY UTILITIES - 4111  
**FUNCTION:** PHYSICAL ENVIRONMENT - 53010  
**DEPARTMENT:** HERNANDO COUNTY UTILITIES - 93630  
**DIVISION:** FINANCE ADMINISTRATION - 07093

**MISSION STATEMENT:**

The mission of Finance is to ensure that Hernando County Utilities Department has a positive cash flow and competitive water and wastewater rates and fees.

	FY 2007 ACTUAL	FY 2008 ACTUAL	FY 2009 BUDGET	FY 2010 APPROVED
<b>TOTAL - REVENUE</b>	\$ -	\$ -	\$ -	\$ -
<b>EXPENDITURES</b>				
Personnel Services	\$ 425,442	\$ 508,799	\$ 566,156	\$ 487,896
Operating Expenses	40,916	37,289	99,765	66,488
Capital Outlay	6,464	-	1,000	1,700
Transfers & Reserves	-	-	11,794	2,238,773
<b>TOTAL - EXPENDITURES</b>	\$ 472,822	\$ 546,087	\$ 678,715	\$ 2,794,857
<b>AUTHORIZED PERSONNEL</b>	7.00	7.00	9.00	9.00

**FUND:** HERNANDO COUNTY UTILITIES - 4111  
**FUNCTION:** PHYSICAL ENVIRONMENT - 53010  
**DEPARTMENT:** HERNANDO COUNTY UTILITIES - 93630  
**DIVISION:** ENGINEERING - 07096

**MISSION STATEMENT:**

The Hernando County Utilities Department Engineering Division is committed to providing professional quality engineering support services and cost-effective management of all utility infrastructure system planning, design, permitting, construction, distribution and collection, maintenance and operations, and GIS management activities for all water, wastewater and future reclaimed water facilities while providing for future economic growth and safeguarding public health and the environment.

	FY 2007 ACTUAL	FY 2008 ACTUAL	FY 2009 BUDGET	FY 2010 APPROVED
<b>TOTAL - REVENUE</b>	\$ -	\$ -	\$ -	\$ -
<b>EXPENDITURES</b>				
Personnel Services	\$ 831,893	\$ 862,515	\$ 910,593	\$ 900,881
Operating Expenses	143,569	181,425	228,416	236,168
Capital Outlay	33,461	4,754	3,800	24,800
Transfers & Reserves	2,751	-	22,711	-
<b>TOTAL - EXPENDITURES</b>	<b>\$ 1,011,674</b>	<b>\$ 1,048,694</b>	<b>\$ 1,165,520</b>	<b>\$ 1,161,849</b>
<b>AUTHORIZED PERSONNEL</b>	<b>10.95</b>	<b>14.95</b>	<b>14.95</b>	<b>14.95</b>

**FUND:** HERNANDO COUNTY UTILITIES - 4111  
**FUNCTION:** PHYSICAL ENVIRONMENT - 53010  
**DEPARTMENT:** HERNANDO COUNTY UTILITIES - 93630  
**DIVISION:** TECHNOLOGY SERVICES - 07097

**MISSION STATEMENT:**

The mission of the Hernando County Utilities Technology is to deliver quality and innovative information technology solutions to enhance efficiency, reduce paperwork, and streamline the flow of information to the customers, other residents, business community, and for all divisions of the Hernando County Utilities Department (HCUD).

	FY 2007 ACTUAL	FY 2008 ACTUAL	FY 2009 BUDGET	FY 2010 APPROVED
<b>TOTAL - REVENUE</b>	\$ -	\$ -	\$ -	\$ -
<b>EXPENDITURES</b>				
Personnel Services	\$ 301,444	\$ 271,479	\$ 360,402	\$ 350,624
Operating Expenses	23,323	28,431	87,045	75,469
Capital Outlay	-	-	5,100	5,000
Transfers and Reserves	1,054	-	9,022	-
<b>TOTAL - EXPENDITURES</b>	<b>\$ 325,821</b>	<b>\$ 299,911</b>	<b>\$ 461,569</b>	<b>\$ 431,093</b>
<b>AUTHORIZED PERSONNEL</b>	<b>4.70</b>	<b>6.10</b>	<b>6.10</b>	<b>6.10</b>

**FUND:** HERNANDO COUNTY UTILITIES - 4111  
**FUNCTION:** PHYSICAL ENVIRONMENT - 53010  
**DEPARTMENT:** HERNANDO COUNTY UTILITIES - 93630  
**DIVISION:** BILLING - 07098

**MISSION STATEMENT:**

The mission of Billing is to ensure timely and accurate customer statements through an innovative and efficient billing system and to provide timely and accurate reports for financial forecasting and managing customer information.

	FY 2007 ACTUAL	FY 2008 ACTUAL	FY 2009 BUDGET	FY 2010 APPROVED
<b>TOTAL - REVENUE</b>	\$ -	\$ -	\$ -	\$ -
<b>EXPENDITURES</b>				
Personnel Services	\$ 380,573	\$ 369,125	\$ 439,371	\$ 412,606
Operating Expenses	562,514	494,575	799,479	585,651
Capital Outlay	1,637	8,432	9,500	-
Transfers and Reserves	237	-	10,470	-
<b>TOTAL - EXPENDITURES</b>	<b>\$ 944,961</b>	<b>\$ 872,132</b>	<b>\$ 1,258,820</b>	<b>\$ 998,257</b>
<b>AUTHORIZED PERSONNEL</b>	<b>10.50</b>	<b>8.95</b>	<b>8.45</b>	<b>8.45</b>

**FUND:** HERNANDO COUNTY UTILITIES - 4111  
**FUNCTION:** PHYSICAL ENVIRONMENT - 53010  
**DEPARTMENT:** HERNANDO COUNTY UTILITIES - 93630  
**DIVISION:** DEBT SERVICES / TRANSFERS / RESERVES - 07099

	FY 2007 ACTUAL	FY 2008 ACTUAL	FY 2009 BUDGET	FY 2010 APPROVED
<b>TOTAL - REVENUE</b>	\$ -	\$ -	\$ -	\$ -
<b>EXPENDITURES</b>				
Debt Services	\$ 4,051,955	\$ 4,066,473	\$ 4,082,038	\$ 4,095,367
Transfers and Reserves	3,744,086	3,463,014	3,379,818	3,287,236
<b>TOTAL - EXPENDITURES</b>	<b>\$ 7,796,041</b>	<b>\$ 7,529,486</b>	<b>\$ 7,461,856</b>	<b>\$ 7,382,603</b>

**FUND:** HERNANDO COUNTY UTILITIES - 4111  
**FUNCTION:** PHYSICAL ENVIRONMENT - 53010  
**DEPARTMENT:** HERNANDO COUNTY UTILITIES - 93630  
**DIVISION:** METER READING - 07100

**MISSION STATEMENT:**

The mission of Meter Reading is to ensure accurate and efficient meter reads, and provide a prompt response to customer complaints and inquiries in a safe and courteous manner.

	FY 2007 ACTUAL	FY 2008 ACTUAL	FY 2009 BUDGET	FY 2010 APPROVED
<b>TOTAL - REVENUE</b>	\$ -	\$ -	\$ -	\$ -
<b>EXPENDITURES</b>				
Personnel Services	\$ 514,018	\$ 566,777	\$ 605,914	\$ 533,100
Operating Expenses	161,739	195,392	245,167	228,759
Capital Outlay	13,500	2,149	4,000	-
Transfers and Reserves	-	-	14,069	-
<b>TOTAL - EXPENDITURES</b>	<b>\$ 689,257</b>	<b>\$ 764,318</b>	<b>\$ 869,150</b>	<b>\$ 761,859</b>
<b>AUTHORIZED PERSONNEL</b>	<b>13.00</b>	<b>14.25</b>	<b>14.50</b>	<b>11.50</b>

**FUND:** HERNANDO COUNTY UTILITIES - 4111  
**FUNCTION:** PHYSICAL ENVIRONMENT - 53010  
**DEPARTMENT:** HERNANDO COUNTY UTILITIES - 93630  
**DIVISION:** CUSTOMER SERVICE/FINANCE - 07101

**MISSION STATEMENT:**

The mission of Customer Relations is to provide the very best service available; prompt and courteous account rendering; expedient issue resolution and a most professional, timely response to any customer concern.

	FY 2007 ACTUAL	FY 2008 ACTUAL	FY 2009 BUDGET	FY 2010 APPROVED
<b>TOTAL - REVENUE</b>	\$ -	\$ -	\$ -	\$ -
<b>EXPENDITURES</b>				
Personnel Services	\$ 987,502	\$ 1,114,518	\$ 1,245,610	\$ 1,172,139
Operating Expenses	327,955	279,174	399,541	403,790
Capital Outlay	297,533	27,282	1,800	-
Transfers and Reserves	-	-	26,287	-
<b>TOTAL - EXPENDITURES</b>	<b>\$ 1,612,990</b>	<b>\$ 1,420,973</b>	<b>\$ 1,673,238</b>	<b>\$ 1,575,929</b>
<b>AUTHORIZED PERSONNEL</b>	<b>19.50</b>	<b>25.80</b>	<b>27.55</b>	<b>26.05</b>

**FUND:** HERNANDO COUNTY UTILITIES - 4111  
**FUNCTION:** PHYSICAL ENVIRONMENT - 53010  
**DEPARTMENT:** HERNANDO COUNTY UTILITIES - 93630  
**DIVISION:** WATER OPERATIONS - 07111

**MISSION STATEMENT:**

The mission of Water Operations is to ensure that the District's water transmission and distribution facilities are operated and maintained in compliance with all federal, state, and local rules and regulations.

	FY 2007 ACTUAL	FY 2008 ACTUAL	FY 2009 BUDGET	FY 2010 APPROVED
<b>TOTAL - REVENUE</b>	\$ -	\$ -	\$ -	\$ -
<b>EXPENDITURES</b>				
Personnel Services	\$ 2,028,158	\$ 2,103,601	\$ 2,175,802	\$ 2,062,444
Operating Expenses	3,919,642	4,195,908	2,777,135	2,537,521
Capital Outlay	48,117	11,986	27,168	29,175
Transfers and Reserves	50,982	41,965	94,931	44,100
<b>TOTAL - EXPENDITURES</b>	<b>\$ 6,046,899</b>	<b>\$ 6,353,460</b>	<b>\$ 5,075,036</b>	<b>\$ 4,673,240</b>
<b>AUTHORIZED PERSONNEL</b>	<b>42.00</b>	<b>41.00</b>	<b>40.50</b>	<b>40.50</b>

FUND: HERNANDO COUNTY UTILITIES - 4111  
 FUNCTION: PHYSICAL ENVIRONMENT - 53010  
 DEPARTMENT: HERNANDO COUNTY UTILITIES - 93630  
 DIVISION: WASTEWATER OPERATIONS - 07121

**MISSION STATEMENT:**

The mission of the Wastewater Plant Operations section is to ensure that the District's wastewater treatment and disposal treatment facilities are operated and maintained in compliance with all federal, state, and local rules and regulations.

	FY 2007 ACTUAL	FY 2008 ACTUAL	FY 2009 BUDGET	FY 2010 APPROVED
<b>TOTAL - REVENUE</b>	\$ -	\$ -	\$ -	\$ -
<b>EXPENDITURES</b>				
Personnel Services	\$ 2,568,627	\$ 2,632,118	\$ 2,764,057	\$ 2,624,855
Operating Expenses	4,175,725	4,374,559	2,815,825	2,547,983
Capital Outlay	16,043	13,637	83,793	1,215
Transfers and Reserves	122,211	-	65,969	-
<b>TOTAL - EXPENDITURES</b>	<b>\$ 6,882,606</b>	<b>\$ 7,020,314</b>	<b>\$ 5,729,644</b>	<b>\$ 5,174,053</b>
<b>AUTHORIZED PERSONNEL</b>	<b>50.00</b>	<b>50.70</b>	<b>50.50</b>	<b>50.51</b>

FUND: HERNANDO COUNTY UTILITIES - 4111  
 FUNCTION: PHYSICAL ENVIRONMENT - 53010  
 DEPARTMENT: HERNANDO COUNTY UTILITIES - 93630  
 DIVISION: ASSESSMENTS - 07131

	FY 2007 ACTUAL	FY 2008 ACTUAL	FY 2009 BUDGET	FY 2010 APPROVED
<b>TOTAL - REVENUE</b>	\$ -	\$ -	\$ -	\$ -
<b>EXPENDITURES</b>				
Operating Expenses	\$ 140	\$ 244	\$ -	\$ -
<b>TOTAL - EXPENDITURES</b>	\$ 140	\$ 244	\$ -	\$ -

FUND: HERNANDO COUNTY UTILITIES - 4111  
 FUNCTION: PHYSICAL ENVIRONMENT - 53010  
 DEPARTMENT: HERNANDO COUNTY UTILITIES - 93630  
 DIVISION: CAPITAL PROJECTS - 07141

	FY 2007 ACTUAL	FY 2008 ACTUAL	FY 2009 BUDGET	FY 2010 APPROVED
<b>TOTAL - REVENUE</b>	\$ -	\$ -	\$ -	\$ -
<b>EXPENDITURES</b>				
Operating Expenses	\$ 133,412	\$ 55,652	\$ 23,290	\$ 31,240
Capital Outlay	1,010,488	283,096	17,575,045	13,663,280
Transfers and Reserves	-	-	13,928,672	179,243
<b>TOTAL - EXPENDITURES</b>	<b>\$ 1,143,900</b>	<b>\$ 338,748</b>	<b>\$ 31,527,007</b>	<b>\$ 13,873,763</b>

**FUND:** HERNANDO COUNTY UTILITIES - 4111  
**FUNCTION:** PHYSICAL ENVIRONMENT - 53010  
**DEPARTMENT:** HERNANDO COUNTY UTILITIES - 93630  
**DIVISION:** WATER CONSERVATION - 07151

**MISSION STATEMENT:**

The mission of the Water Conservation Division is to promote water conservation and ground water resource quality protection and provide citizen outreach programs.

	FY 2007 ACTUAL	FY 2008 ACTUAL	FY 2009 BUDGET	FY 2010 APPROVED
<b>TOTAL - REVENUE</b>	\$ -	\$ -	\$ -	\$ -
<b>EXPENDITURES</b>				
Personnel Services	\$ 69,243	\$ 74,669	\$ 78,042	\$ 71,322
Operating Expenses	9,110	21,845	147,996	25,582
Transfers and Reserves	46,650	47,701	48,669	45,500
<b>TOTAL - EXPENDITURES</b>	<b>\$ 125,003</b>	<b>\$ 144,215</b>	<b>\$ 274,707</b>	<b>\$ 142,404</b>
<b>AUTHORIZED PERSONNEL</b>	<b>1.00</b>	<b>1.00</b>	<b>1.00</b>	<b>1.00</b>

FUND: HERNANDO COUNTY UTILITIES - 4111  
 FUNCTION: PHYSICAL ENVIRONMENT - 53010  
 DEPARTMENT: HERNANDO COUNTY UTILITIES - 93630  
 DIVISION: WRWSA H2O CONSERVATION-QUALITY FY09 GRANT - 33711

	FY 2007 ACTUAL	FY 2008 ACTUAL	FY 2009 BUDGET	FY 2010 APPROVED
TOTAL - REVENUE	\$ 90,353	\$ -	\$ 93,500	\$ -
EXPENDITURES				
Operating Expenses	\$ 64,364	\$ 500	\$ 79,105	\$ -
Capital Outlay	2,498	-	1,395	-
Grants and Aid	20,712	-	13,000	-
TOTAL - EXPENDITURES	\$ 87,574	\$ 500	\$ 93,500	\$ -

FUND: HERNANDO COUNTY UTILITIES - 4111  
 FUNCTION: PHYSICAL ENVIRONMENT - 53010  
 DEPARTMENT: HERNANDO COUNTY UTILITIES - 93630  
 DIVISION: WRWSA H2O CONSERVATION SUPPLY PROGRAM FY08 GRANT - 33712

	FY 2007 ACTUAL	FY 2008 ACTUAL	FY 2009 BUDGET	FY 2010 APPROVED
TOTAL - REVENUE	\$ -	\$ 93,768	\$ -	\$ 91,000
EXPENDITURES				
Operating Expenses	\$ 933	\$ 80,871	\$ -	\$ 82,000
Capital Outlay	-	1,330	-	-
Grants and Aid	-	11,000	-	9,000
TOTAL - EXPENDITURES	\$ 933	\$ 93,201	\$ -	\$ 91,000

FUND: HERNANDO COUNTY UTILITIES RENEWAL AND REPLACEMENT - 4121  
 FUNCTION: PHYSICAL ENVIRONMENT - 53010  
 DEPARTMENT: HERNANDO COUNTY UTILITIES - 93630  
 DIVISION: RENEWAL AND REPLACEMENT - 07201

	FY 2007 ACTUAL	FY 2008 ACTUAL	FY 2009 BUDGET	FY 2010 APPROVED
<b>TOTAL - REVENUE</b>	\$ 3,946,064	\$ 3,674,152	\$ 10,865,462	\$ 9,832,087
	<b>\$ 3,946,064</b>	<b>\$ 3,674,152</b>	<b>\$ 10,865,462</b>	<b>\$ 9,832,087</b>
<b>EXPENDITURES</b>				
Operating Expenses	\$ 1,576,881	\$ 1,816,824	\$ 1,890,703	\$ 2,187,706
Capital Outlay	1,092,248	1,156,981	3,352,481	1,589,677
Transfers and Reserves	-	3,017	5,622,278	6,054,704
<b>TOTAL - EXPENDITURES</b>	<b>\$ 2,669,129</b>	<b>\$ 2,976,823</b>	<b>\$ 10,865,462</b>	<b>\$ 9,832,087</b>

FUND: HERNANDO COUNTY UTILITIES CONNECTION FEES - 4131  
 FUNCTION: PHYSICAL ENVIRONMENT - 53010  
 DEPARTMENT: HERNANDO COUNTY UTILITIES - 93630  
 DIVISION: CONNECTION FEES - 07211

	FY 2007 ACTUAL	FY 2008 ACTUAL	FY 2009 BUDGET	FY 2010 APPROVED
<b>TOTAL - REVENUE</b>	\$ 3,378,620	\$ 2,259,287	\$ 7,974,308	\$ 6,114,481
	<b>\$ 3,378,620</b>	<b>\$ 2,259,287</b>	<b>\$ 7,974,308</b>	<b>\$ 6,114,481</b>
<b>EXPENDITURES</b>				
Operating Expenses	\$ 742,477	\$ 655,540	\$ 213,191	\$ 239,075
Capital Outlay	2,450,337	10,568,094	7,905,117	3,875,406
Transfers and Reserves	-	-	(144,000)	2,000,000
<b>TOTAL - EXPENDITURES</b>	<b>\$ 3,192,814</b>	<b>\$ 11,223,634</b>	<b>\$ 7,974,308</b>	<b>\$ 6,114,481</b>

**FUND:** HERNANDO COUNTY UTILITIES BOND PROCEEDS - 4141  
**FUNCTION:** PHYSICAL ENVIRONMENT - 53010  
**DEPARTMENT:** HERNANDO COUNTY UTILITIES - 93630  
**DIVISION:** BOND PROCEEDS - 07221

	FY 2007 ACTUAL	FY 2008 ACTUAL	FY 2009 BUDGET	FY 2010 APPROVED
<b>TOTAL - REVENUE</b>	\$ 71,006	\$ -	\$ -	\$ -
<b>EXPENDITURES</b>				
Operating Expenses	\$ 55,703	\$ 57,988	\$ -	\$ -
Capital Outlay	2,158,223	-	-	-
<b>TOTAL - EXPENDITURES</b>	\$ 2,213,926	\$ 57,988	\$ -	\$ -

FUND: HERNANDO COUNTY UTILITIES BOND PROCEEDS - 4142  
 FUNCTION: PHYSICAL ENVIRONMENT - 53010  
 DEPARTMENT: HERNANDO COUNTY UTILITIES - 93630  
 DIVISION: LOAN PROCEEDS - 07225

	FY 2007 ACTUAL	FY 2008 ACTUAL	FY 2009 BUDGET	FY 2010 APPROVED
<b>TOTAL - REVENUE</b>	\$ -	\$ -	\$ 24,763,680	\$ 41,518,600
<b>EXPENDITURES</b>				
Operating Expenses	\$ -	\$ -	\$ 13,180	\$ 43,500
Capital Outlay	-	-	24,750,500	41,475,100
<b>TOTAL - EXPENDITURES</b>	\$ -	\$ -	\$ 24,763,680	\$ 41,518,600

FUND: SOLID WASTE AND RECYCLING - 4411  
 FUNCTION: PHYSICAL ENVIRONMENT - 53010  
 DEPARTMENT: SOLID WASTE OPERATIONS - 93401

**MISSION STATEMENT:**

The mission of the Solid Waste and Recycling Division is to provide adequate public solid waste management facilities and recycling programs which are fiscally sound and operated in accordance with all rules and regulations of the U.S. Environmental Protection Agency.

	FY 2007 ACTUAL	FY 2008 ACTUAL	FY 2009 BUDGET	FY 2010 APPROVED
	\$ 8,866,728	\$ 8,798,256	\$ 9,980,567	\$ 8,134,467
<b>TOTAL - REVENUE</b>	<b>\$ 8,866,728</b>	<b>\$ 8,798,256</b>	<b>\$ 9,980,567</b>	<b>\$ 8,134,467</b>

**EXPENDITURES**

07601 - Solid Waste and Recycling	\$ 10,356,081	\$ -	\$ -	\$ -
07602 - Class I Operations	-	5,645,086	5,734,178	5,349,680
07603 - Recycling Operations	-	1,831,806	2,181,505	990,272
07604 - Convenience Center Operat	-	1,104,534	1,246,167	1,019,344
07605 - C & D Operations	-	403,244	392,409	391,194
07606 - Household Hazardous Was	-	221,255	269,371	265,029
07607 - Waste Tire Operations	-	94,962	156,937	118,948
<b>TOTAL - EXPENDITURES</b>	<b>\$ 10,356,081</b>	<b>\$ 9,300,886</b>	<b>\$ 9,980,567</b>	<b>\$ 8,134,467</b>

Note: In order to implement efficiencies and control costs, the Solid Waste and Recycling Department was split into divisions which better reflect their current activities.

**FUND:** SOLID WASTE AND RECYCLING - 4411  
**FUNCTION:** PHYSICAL ENVIRONMENT - 53010  
**DEPARTMENT:** SOLID WASTE OPERATIONS - 93401  
**DIVISION:** SOLID WASTE AND RECYCLING - 07601

	FY 2007 ACTUAL	FY 2008 ACTUAL	FY 2009 BUDGET	FY 2010 APPROVED
<b>TOTAL - REVENUE</b>	\$ -	\$ -	\$ -	\$ -
<b>EXPENDITURES</b>				
Personnel Services	\$ 2,598,198	\$ -	\$ -	\$ -
Operating Expenses	4,322,693	-	-	-
Capital Outlay	37,270	-	-	-
Debt Services	-	-	-	-
Transfers & Revenues	3,396,563	-	-	-
<b>TOTAL - EXPENDITURES</b>	\$ 10,354,724	\$ -	\$ -	\$ -
<b>AUTHORIZED PERSONNEL</b>	<b>47.00</b>	-	-	-

**FUND:** SOLID WASTE AND RECYCLING - 4411  
**FUNCTION:** PHYSICAL ENVIRONMENT - 53010  
**DEPARTMENT:** SOLID WASTE OPERATIONS - 93401  
**DIVISION:** CLASS I OPERATIONS - 07602

**MISSION STATEMENT:**

The mission of Class I Operations is to provide an adequate facility for the disposal of Class I waste.

	FY 2007 ACTUAL	FY 2008 ACTUAL	FY 2009 BUDGET	FY 2010 APPROVED
<b>TOTAL - REVENUE</b>	\$ -	\$ -	\$ -	\$ -
<b>EXPENDITURES</b>				
Personnel Services	\$ 766,116	\$ 845,467	\$ 988,994	\$ 1,013,235
Operating Expenses	1,869,891	2,284,069	3,370,095	2,949,779
Capital Outlay	18,000	20,420	16,900	21,400
Debt Service	-	-	322,689	300,000
Transfers & Revenues	2,946,906	2,495,130	1,035,500	1,065,266
<b>TOTAL - EXPENDITURES</b>	<b>\$ 5,600,913</b>	<b>\$ 5,645,086</b>	<b>\$ 5,734,178</b>	<b>\$ 5,349,680</b>
<b>AUTHORIZED PERSONNEL</b>	<b>15.80</b>	<b>15.80</b>	<b>15.80</b>	<b>12.35</b>

**FUND:** SOLID WASTE AND RECYCLING - 4411  
**FUNCTION:** PHYSICAL ENVIRONMENT - 53010  
**DEPARTMENT:** SOLID WASTE OPERATIONS - 93401  
**DIVISION:** RECYCLING OPERATIONS - 07603

**MISSION STATEMENT:**

The mission of Solid Waste Recycling Operations is to provide adequate facilities for recycling commodities.

	FY 2007 ACTUAL	FY 2008 ACTUAL	FY 2009 BUDGET	FY 2010 APPROVED
<b>TOTAL - REVENUE</b>	\$ -	\$ -	\$ -	\$ -
<b>EXPENDITURES</b>				
Personnel Services	\$ -	\$ 889,069	\$ 859,956	\$ 274,922
Operating Expenses	-	942,737	1,304,331	715,350
Capital Outlay	-	-	4,000	-
Transfers & Reserves	-	-	13,218	-
<b>TOTAL - EXPENDITURES</b>	\$ -	\$ 1,831,806	\$ 2,181,505	\$ 990,272
<b>AUTHORIZED PERSONNEL</b>	-	18.60	18.60	3.99

**FUND:** SOLID WASTE AND RECYCLING - 4411  
**FUNCTION:** PHYSICAL ENVIRONMENT - 53010  
**DEPARTMENT:** SOLID WASTE OPERATIONS - 93401  
**DIVISION:** CONVENIENCE CENTER OPERATIONS - 07604

**MISSION STATEMENT:**

The goal of the Solid Waste and Recycling Convenience Centers is to provide adequate facilities for the residents of Hernando County.

	FY 2007 ACTUAL	FY 2008 ACTUAL	FY 2009 BUDGET	FY 2010 APPROVED
<b>TOTAL - REVENUE</b>	\$ -	\$ -	\$ -	\$ -
<b>EXPENDITURES</b>				
Personnel Services	\$ -	\$ 713,068	\$ 714,142	\$ 496,807
Operating Expenses	-	379,978	504,864	512,037
Capital Outlay	-	11,489	13,090	10,500
Transfers & Reserves	-	-	14,071	-
<b>TOTAL - EXPENDITURES</b>	\$ -	\$ 1,104,534	\$ 1,246,167	\$ 1,019,344
<b>AUTHORIZED PERSONNEL</b>	-	13.80	13.80	8.77

**FUND:** SOLID WASTE AND RECYCLING - 4411  
**FUNCTION:** PHYSICAL ENVIRONMENT - 53010  
**DEPARTMENT:** SOLID WASTE OPERATIONS - 93401  
**DIVISION:** CONSTRUCTION AND DEMOLITION OPERATIONS - 07605

**MISSION STATEMENT:**

The goal of the Solid Waste Construction and Demolition operations is to provide adequate disposal facility for construction and demolition debris brought to the Hernando County landfill.

	FY 2007 ACTUAL	FY 2008 ACTUAL	FY 2009 BUDGET	FY 2010 APPROVED
<b>TOTAL - REVENUE</b>	\$ -	\$ -	\$ -	\$ -
<b>EXPENDITURES</b>				
Personnel Services	\$ -	\$ 189,604	\$ 186,713	\$ 155,899
Operating Expenses	-	213,639	199,731	233,795
Capital Outlay	-	-	1,800	1,500
Transfers & Reserves	-	-	4,165	-
<b>TOTAL - EXPENDITURES</b>	\$ -	\$ 403,244	\$ 392,409	\$ 391,194
<b>AUTHORIZED PERSONNEL</b>	-	3.50	3.50	2.63

**FUND:** SOLID WASTE AND RECYCLING - 4411  
**FUNCTION:** PHYSICAL ENVIRONMENT - 53010  
**DEPARTMENT:** SOLID WASTE OPERATIONS - 93401  
**DIVISION:** HOUSEHOLD HAZARDOUS WASTE OPERATIONS - 07606

**MISSION STATEMENT:**

The goal of the Solid Waste Household Hazardous Waste Operations is to provide the proper handling, storage, recycling, reuse and ultimate disposal of household hazardous waste.

	FY 2007 ACTUAL	FY 2008 ACTUAL	FY 2009 BUDGET	FY 2010 APPROVED
<b>TOTAL - REVENUE</b>	\$ -	\$ -	\$ -	\$ -
<b>EXPENDITURES</b>				
Personnel Services	\$ -	\$ 120,309	\$ 130,839	\$ 120,986
Operating Expenses	-	86,890	135,530	144,043
Capital Outlay	-	14,056	-	-
Transfers & Reserves	-	-	3,002	-
<b>TOTAL - EXPENDITURES</b>	\$ -	\$ 221,255	\$ 269,371	\$ 265,029
<b>AUTHORIZED PERSONNEL</b>	-	2.25	2.25	2.26

**FUND:** SOLID WASTE AND RECYCLING - 4411  
**FUNCTION:** PHYSICAL ENVIRONMENT - 53010  
**DEPARTMENT:** SOLID WASTE OPERATIONS - 93401  
**DIVISION:** WASTE TIRE OPERATIONS - 07607

**MISSION STATEMENT:**

The mission of the Solid Waste - Waste Tire Operations is to provide for collection, processing and disposal of waste tires for Hernando County citizens.

	FY 2007 ACTUAL	FY 2008 ACTUAL	FY 2009 BUDGET	FY 2010 APPROVED
<b>TOTAL - REVENUE</b>	\$ -	\$ -	\$ -	\$ -
<b>EXPENDITURES</b>				
Personnel Services	\$ -	\$ 41,759	\$ 60,852	\$ 49,748
Operating Expenses	-	53,203	94,716	69,200
Transfers & Reserves	-	-	1,369	-
<b>TOTAL - EXPENDITURES</b>	\$ -	\$ 94,962	\$ 156,937	\$ 118,948
<b>AUTHORIZED PERSONNEL</b>	-	1.05	1.05	0.86

FUND: CLOSURE & LONG TERM CARE ESCROW - 4431  
 FUNCTION: PHYSICAL ENVIRONMENT - 53010  
 DEPARTMENT: SOLID WASTE OPERATIONS - 93401  
 DIVISION: CROOM ESCROW LONG TERM CARE - 07651

	FY 2007 ACTUAL	FY 2008 ACTUAL	FY 2009 BUDGET	FY 2010 APPROVED
<b>TOTAL - REVENUE</b>	\$ 792,044	\$ 785,780	\$ 7,748,092	\$ 8,174,202
<b>EXPENDITURES</b>				
Operating Expenses	\$ 1,198,574	\$ 236,358	\$ 124,831	\$ 68,239
Capital Outlay	-	-	2,000	-
Transfers & Reserves	-	-	7,621,261	8,105,963
<b>TOTAL - EXPENDITURES</b>	\$ 1,198,574	\$ 236,358	\$ 7,748,092	\$ 8,174,202

**FUND:** FUTURE CELL CONSTRUCTION - 4461  
**FUNCTION:** PHYSICAL ENVIRONMENT - 53010  
**DEPARTMENT:** SOLID WASTE OPERATIONS - 93401  
**DIVISION:** NORTHWEST LANDFILL CELL#2 CONSTRUCTION - 07681

	FY 2007 ACTUAL	FY 2008 ACTUAL	FY 2009 BUDGET	FY 2010 APPROVED
<b>TOTAL - REVENUE</b>	\$ 3,212,667	\$ 2,034,121	\$ 14,399,276	\$ 1,179,840
<b>EXPENDITURES</b>				
Operating Expenses	\$ 52,516	\$ 39,419	\$ 975,092	\$ 39,023
Capital Outlay	850,890	419,905	12,185,690	1,140,817
Transfers and Reserves	-	-	1,238,494	-
<b>TOTAL - EXPENDITURES</b>	\$ 903,406	\$ 459,324	\$ 14,399,276	\$ 1,179,840

FUND: SOLID WASTE/RECYCLING CAPITAL - 4471  
 FUNCTION: PHYSICAL ENVIRONMENT - 53010  
 DEPARTMENT: SOLID WASTE OPERATIONS - 93401  
 DIVISION: SOLID WASTE/RECYCLING CAPITAL - 07691

	FY 2007 ACTUAL	FY 2008 ACTUAL	FY 2009 BUDGET	FY 2010 APPROVED
<b>TOTAL - REVENUE</b>	\$ 487,542	\$ 422,631	\$ 2,889,872	\$ 2,375,316
<b>EXPENDITURES</b>				
Operating Expenses	\$ 189,136	\$ 161,096	7,414	\$ 10,400
Capital Outlay	55,370	338,634	1,389,474	523,805
Transfers and Reserves	-	-	1,492,984	1,841,111
<b>TOTAL - EXPENDITURES</b>	\$ 244,506	\$ 499,730	\$ 2,889,872	\$ 2,375,316

# **ENTERPRISE FUNDS**

## **Transportation**

FUND: AIRPORT/INDUSTRIAL PARK - 4311  
 FUNCTION: TRANSPORTATION - 54010  
 DEPARTMENT: AIRPORT OPERATIONS - 94201

**MISSION STATEMENT:**

The mission of the Hernando County Airport is to plan and develop the Airport property to meet the aviation, industrial and commercial demands in a timely manner, resulting in the growth of aviation, economic development, employment opportunities and tax revenues for the County.

	FY 2007 ACTUAL	FY 2008 ACTUAL	FY 2009 BUDGET	FY 2010 APPROVED
	\$ 13,531,107	\$ 4,432,139	\$ 9,315,764	\$ 5,685,365
<b>TOTAL - REVENUE</b>	<b>\$ 13,531,107</b>	<b>\$ 4,432,139</b>	<b>\$ 9,315,764</b>	<b>\$ 5,685,365</b>

**EXPENDITURES**

07411 - Airport Operations	\$ 2,512,532	\$ 2,846,604	\$ 2,841,167	\$ 3,360,387
34131 - Int Sec Road Grant	3,719	3,719	-	-
34135 - Otted-AP Access Rd Grant	5,227	5,227	-	-
34137 - Infrastructure Grant	108,666	53,157	-	-
34138 - FAA Fncg Lgt Ramp Grant	22,080	-	-	-
34202 - H2O Tower Grant	35,607	12,250	1,010,721	-
34228 - Air Cargo Apron Grant	-	320,387	492,699	-
34229 - R/W Taxiway Grant	-	17,617	263,633	-
34231 - Mark Runway/Taxiway	46,668	2,731	-	-
34232 - RW 3/21 Marking Grant	24,107	-	-	-
34233 - Taxiway Lighting Grant	-	-	50,000	50,000
34251 - Hangar Construction Grant	4,236	4,104	-	-
34253 - Hangar Construction Grant	-	3,088	371,912	279,978
34254 - Hanger Construction Grant	-	-	375,000	95,000
34255 - Dev Hangar Grant	-	-	200,000	200,000
34257 - Dsn/Cnst Aprons Grant	-	-	300,000	300,000
34271 - Ofc/Computer Cntr Grant	76,445	886,553	598,691	-
34362 - Constr Hangar Grant	9,728	9,728	-	-
34363 - Hangar/Fuel Facility Grant	4,398	323,284	155,924	-
34371 - A/B & 404890 C Grant	1,478	14,249	-	-
34372 - Infrastructure Grant	10,598	605,694	172,453	-
34382 - Rail PH3 Grant	79,428	37,002	-	-
34389 - GASB 34 Rpr Nav Grant	13,656	13,656	-	-
34391 - Constr Railpark Grant	9,882	9,882	-	-
34392 - Airport Rd/RL Dev Grant	1,155,589	984,486	-	-
34393 - Taxiway Apron Grant	-	-	250,000	200,000
34394 - Dsn/Const Taxiway Grant	-	-	300,000	300,000
34395 - Ayers Tie in Grant	1,900,000	21,093	1,933,564	900,000
35095 - CDBG - ED-Rail Park Grant	151,420	34,756	-	-
<b>TOTAL - EXPENDITURES</b>	<b>\$ 6,175,464</b>	<b>\$ 6,209,268</b>	<b>\$ 9,315,764</b>	<b>\$ 5,685,365</b>

FUND: AIRPORT/INDUSTRIAL PARK - 4311  
 FUNCTION: TRANSPORTATION - 54010  
 DEPARTMENT: AIRPORT OPERATIONS - 94201  
 DIVISION: AIRPORT OPERATIONS - 07411

**MISSION STATEMENT:**

The mission of the Hernando County Airport is to plan and develop the Airport property to meet the aviation, industrial and commercial demands in a timely manner, resulting in the growth of aviation, economic development, employment opportunities and tax revenues for the County.

	FY 2007 ACTUAL	FY 2008 ACTUAL	FY 2009 BUDGET	FY 2010 APPROVED
<b>TOTAL - REVENUE</b>	\$ -	\$ -	\$ -	\$ -
<b>EXPENDITURES</b>				
Personnel Services	\$ 340,055	\$ 363,738	\$ 390,651	\$ 373,574
Operating Expenses	763,677	965,813	571,608	751,209
Capital Outlay	315,479	407,091	49,688	568,000
Debt Services	63,063	156,360	171,839	161,301
Transfers and Reserves	1,030,258	953,602	1,657,381	1,506,303
<b>TOTAL - EXPENDITURES</b>	<b>\$ 2,512,532</b>	<b>\$ 2,846,604</b>	<b>\$ 2,841,167</b>	<b>\$ 3,360,387</b>
<b>AUTHORIZED PERSONNEL</b>	<b>5.50</b>	<b>5.50</b>	<b>5.50</b>	<b>5.60</b>

FUND: AIRPORT/INDUSTRIAL PARK - 4311  
 FUNCTION: TRANSPORTATION - 54010  
 DEPARTMENT: AIRPORT OPERATIONS - 94201  
 DIVISION: FPN410194-AIRPORT INT SEC ROAD GRANT - 34131

	FY 2007 ACTUAL	FY 2008 ACTUAL	FY 2009 BUDGET	FY 2010 APPROVED
TOTAL - REVENUE	\$ -	\$ -	\$ -	\$ -
EXPENDITURES				
Operating Expenses	\$ 3,719	\$ 3,719	\$ -	\$ -
TOTAL - EXPENDITURES	\$ 3,719	\$ 3,719	\$ -	\$ -

FUND: AIRPORT/INDUSTRIAL PARK - 4311  
 FUNCTION: TRANSPORTATION - 54010  
 DEPARTMENT: AIRPORT OPERATIONS - 94201  
 DIVISION: OTTED - AIRPORT ACCESS ROAD GRANT - 34135

	FY 2007 ACTUAL	FY 2008 ACTUAL	FY 2009 BUDGET	FY 2010 APPROVED
TOTAL - REVENUE	\$ -	\$ -	\$ -	\$ -
EXPENDITURES				
Operating Expenses	\$ 5,227	\$ 5,227	\$ -	\$ -
TOTAL - EXPENDITURES	\$ 5,227	\$ 5,227	\$ -	\$ -

FUND: AIRPORT/INDUSTRIAL PARK - 4311  
 FUNCTION: TRANSPORTATION - 54010  
 DEPARTMENT: AIRPORT OPERATIONS - 94201  
 DIVISION: FNP406601 AIRPORT INFRASTRUCTURE GRANT - 34137

	FY 2007 ACTUAL	FY 2008 ACTUAL	FY 2009 BUDGET	FY 2010 APPROVED
TOTAL - REVENUE	\$ 79,411	\$ 96,129	\$ -	\$ -
EXPENDITURES				
Operating Expenses	\$ -	\$ 9,402	\$ -	\$ -
Capital Outlay	99,264	43,754	-	-
TOTAL - EXPENDITURES	\$ 99,264	\$ 9,402	\$ -	\$ -

FUND: AIRPORT/INDUSTRIAL PARK - 4311  
 FUNCTION: TRANSPORTATION - 54010  
 DEPARTMENT: AIRPORT OPERATIONS - 94201  
 DIVISION: FAA AIRPORT FENCING LIGHTING G/A RAMP GRANT - 34138

	FY 2007 ACTUAL	FY 2008 ACTUAL	FY 2009 BUDGET	FY 2010 APPROVED
TOTAL - REVENUE	\$ 20,975	\$ -	\$ -	\$ -
EXPENDITURES				
Operating Expenses	\$ 5,060	\$ -	\$ -	\$ -
Capital Outlay	17,020	-	-	-
TOTAL - EXPENDITURES	\$ 22,080	\$ -	\$ -	\$ -

FUND: AIRPORT/INDUSTRIAL PARK - 4311  
 FUNCTION: TRANSPORTATION - 54010  
 DEPARTMENT: AIRPORT OPERATIONS - 94201  
 DIVISION: FPN402696 AIRPORT H20 TOWER GRANT - 34202

	FY 2007 ACTUAL	FY 2008 ACTUAL	FY 2009 BUDGET	FY 2010 APPROVED
TOTAL - REVENUE	\$ 235,931	\$ 9,800	\$ 1,010,721	\$ -
EXPENDITURES				
Capital Outlay	35,607	12,250	1,010,721	-
TOTAL - EXPENDITURES	\$ 35,607	\$ 12,250	\$ 1,010,721	\$ -

FUND: AIRPORT/INDUSTRIAL PARK - 4311  
 FUNCTION: TRANSPORTATION - 54010  
 DEPARTMENT: AIRPORT OPERATIONS - 94201  
 DIVISION: FPN410190 AIR CARGO APRON GRANT - 34228

	FY 2007 ACTUAL	FY 2008 ACTUAL	FY 2009 BUDGET	FY 2010 APPROVED
TOTAL - REVENUE	\$ 160,000	\$ 256,310	\$ 492,699	\$ -
EXPENDITURES				
Capital Outlay	\$ -	\$ 320,387	\$ 492,699	\$ -
TOTAL - EXPENDITURES	\$ -	\$ 320,387	\$ 492,699	\$ -

FUND: AIRPORT/INDUSTRIAL PARK - 4311  
 FUNCTION: TRANSPORTATION - 54010  
 DEPARTMENT: AIRPORT OPERATIONS - 94201  
 DIVISION: FPN416397 AIRPORT RW 9/27-TAXIWAY A GRANT - 34229

	FY 2007 ACTUAL	FY 2008 ACTUAL	FY 2009 BUDGET	FY 2010 APPROVED
TOTAL - REVENUE	\$ 56,250	\$ 14,093	\$ 263,633	\$ -
EXPENDITURES				
Capital Outlay	\$ -	\$ 17,617	\$ 263,633	\$ -
TOTAL - EXPENDITURES	\$ -	\$ 17,617	\$ 263,633	\$ -

FUND: AIRPORT/INDUSTRIAL PARK - 4311  
 FUNCTION: TRANSPORTATION - 54010  
 DEPARTMENT: AIRPORT OPERATIONS - 94201  
 DIVISION: AIRPORT MRK RUNWAY/TAXIWAY GRANT - 34231

	FY 2007 ACTUAL	FY 2008 ACTUAL	FY 2009 BUDGET	FY 2010 APPROVED
TOTAL - REVENUE	\$ 47,334	\$ 2,266	\$ -	\$ -
EXPENDITURES				
Operating Expenses	\$ 46,668	\$ 2,731	\$ -	\$ -
TOTAL - EXPENDITURES	\$ 46,668	\$ 2,731	\$ -	\$ -

FUND: AIRPORT/INDUSTRIAL PARK - 4311  
 FUNCTION: TRANSPORTATION - 54010  
 DEPARTMENT: AIRPORT OPERATIONS - 94201  
 DIVISION: FPN404884 RW 3/21 MKG PROJECT GRANT - 34232

	FY 2007 ACTUAL	FY 2008 ACTUAL	FY 2009 BUDGET	FY 2010 APPROVED
TOTAL - REVENUE	\$ 44,286	\$ (101)	\$ -	\$ -
EXPENDITURES				
Operating Expenses	\$ 24,107	\$ -	\$ -	\$ -
TOTAL - EXPENDITURES	\$ 24,107	\$ -	\$ -	\$ -

FUND: AIRPORT/INDUSTRIAL PARK - 4311  
 FUNCTION: TRANSPORTATION - 54010  
 DEPARTMENT: AIRPORT OPERATIONS - 94201  
 DIVISION: FPN414367 TAXIWAY LIGHTING GRANT - 34233

	FY 2007 ACTUAL	FY 2008 ACTUAL	FY 2009 BUDGET	FY 2010 APPROVED
TOTAL - REVENUE	\$ -	\$ 25,000	\$ 50,000	\$ 50,000
EXPENDITURES				
Operating Expenses	\$ -	\$ -	\$ 50,000	\$ 50,000
TOTAL - EXPENDITURES	\$ -	\$ -	\$ 50,000	\$ 50,000

FUND: AIRPORT/INDUSTRIAL PARK - 4311  
 FUNCTION: TRANSPORTATION - 54010  
 DEPARTMENT: AIRPORT OPERATIONS - 94201  
 DIVISION: FPN410195 AIRPORT HANGAR CONSTRUCTION GRANT - 34251

	FY 2007 ACTUAL	FY 2008 ACTUAL	FY 2009 BUDGET	FY 2010 APPROVED
TOTAL - REVENUE	\$ 1,200	\$ -	\$ -	\$ -
EXPENDITURES				
Operating Expenses	\$ -	\$ 4,104	\$ -	\$ -
Capital Outlay	4,236	-	-	-
TOTAL - EXPENDITURES	\$ 4,236	\$ 4,104	\$ -	\$ -

FUND: AIRPORT/INDUSTRIAL PARK - 4311  
 FUNCTION: TRANSPORTATION - 54010  
 DEPARTMENT: AIRPORT OPERATIONS - 94201  
 DIVISION: FPN412426 AIRPORT HANGAR CONSTRUCTION GRANT - 34253

	FY 2007 ACTUAL	FY 2008 ACTUAL	FY 2009 BUDGET	FY 2010 APPROVED
TOTAL - REVENUE	\$ 75,000	\$ 2,470	\$ 371,912	\$ 279,978
EXPENDITURES				
Capital Outlay	\$ -	\$ 3,088	\$ 371,912	\$ 279,978
TOTAL - EXPENDITURES	\$ -	\$ 3,088	\$ 371,912	\$ 279,978

FUND: AIRPORT/INDUSTRIAL PARK - 4311  
 FUNCTION: TRANSPORTATION - 54010  
 DEPARTMENT: AIRPORT OPERATIONS - 94201  
 DIVISION: FPN415777-AIRPORT HANGERS CONSTRUCTION -34254

	FY 2007 ACTUAL	FY 2008 ACTUAL	FY 2009 BUDGET	FY 2010 APPROVED
TOTAL - REVENUE	\$ -	\$ -	\$ 375,000	\$ 95,000
EXPENDITURES				
Capital Outlay	\$ -	\$ -	\$ 375,000	\$ 95,000
TOTAL - EXPENDITURES	\$ -	\$ -	\$ 375,000	\$ 95,000

FUND: AIRPORT/INDUSTRIAL PARK - 4311  
 FUNCTION: TRANSPORTATION - 54010  
 DEPARTMENT: AIRPORT OPERATIONS - 94201  
 DIVISION: FPN414366 AIRPORT DEVELOPMENT HANGAR GRANT - 34255

	FY 2007 ACTUAL	FY 2008 ACTUAL	FY 2009 BUDGET	FY 2010 APPROVED
TOTAL - REVENUE	\$ -	\$ 40,000	\$ 200,000	\$ 200,000
EXPENDITURES				
Capital Outlay	\$ -	\$ -	\$ 200,000	\$ 200,000
TOTAL - EXPENDITURES	\$ -	\$ -	\$ 200,000	\$ 200,000

FUND: AIRPORT/INDUSTRIAL PARK - 4311  
 FUNCTION: TRANSPORTATION - 54010  
 DEPARTMENT: AIRPORT OPERATIONS - 94201  
 DIVISION: FPN415778 DESIGN/CONSTRUCTION APRONS - 34257

	FY 2007 ACTUAL	FY 2008 ACTUAL	FY 2009 BUDGET	FY 2010 APPROVED
TOTAL - REVENUE	\$ -	\$ -	\$ 300,000	\$ 300,000
EXPENDITURES				
Capital Outlay	\$ -	\$ -	\$ 300,000	\$ 300,000
TOTAL - EXPENDITURES	\$ -	\$ -	\$ 300,000	\$ 300,000

FUND: AIRPORT/INDUSTRIAL PARK - 4311  
 FUNCTION: TRANSPORTATION - 54010  
 DEPARTMENT: AIRPORT OPERATIONS - 94201  
 DIVISION: FPN413315 OFFICE/COMPUTER CENTER GRANT - 34271

	FY 2007 ACTUAL	FY 2008 ACTUAL	FY 2009 BUDGET	FY 2010 APPROVED
TOTAL - REVENUE	\$ 280,864	\$ 1,173,002	\$ 598,691	\$ -
EXPENDITURES				
Operating Expenses	\$ 1,691	\$ 2,686	\$ -	\$ -
Capital Outlay	-	883,867	598,691	-
Transfers & Reserves	74,754	-	-	-
TOTAL - EXPENDITURES	\$ 76,445	\$ 886,553	\$ 598,691	\$ -

FUND: AIRPORT/INDUSTRIAL PARK - 4311  
 FUNCTION: TRANSPORTATION - 54010  
 DEPARTMENT: AIRPORT OPERATIONS - 94201  
 DIVISION: FPN402702 CONSTRUCTION HANGERS GRANT - 34362

	FY 2007 ACTUAL	FY 2008 ACTUAL	FY 2009 BUDGET	FY 2010 APPROVED
TOTAL - REVENUE	\$ -	\$ -	\$ -	\$ -
EXPENDITURES				
Operating Expenses	\$ -	\$ 9,728	\$ -	\$ -
TOTAL - EXPENDITURES	\$ -	\$ 9,728	\$ -	\$ -

FUND: AIRPORT/INDUSTRIAL PARK - 4311  
 FUNCTION: TRANSPORTATION - 54010  
 DEPARTMENT: AIRPORT OPERATIONS - 94201  
 DIVISION: FPN410189 HANGAR/FUEL FACILITIES GRANT - 34363

	FY 2007 ACTUAL	FY 2008 ACTUAL	FY 2009 BUDGET	FY 2010 APPROVED
TOTAL - REVENUE	\$ 3,518	\$ 258,627	\$ 155,924	\$ -
EXPENDITURES				
Capital Outlay	\$ 4,398	\$ 323,284	\$ 155,924	\$ -
TOTAL - EXPENDITURES	\$ 4,398	\$ 323,284	\$ 155,924	\$ -

FUND: AIRPORT/INDUSTRIAL PARK - 4311  
 FUNCTION: TRANSPORTATION - 54010  
 DEPARTMENT: AIRPORT OPERATIONS - 94201  
 DIVISION: FPN402697 A/B & 404890-C GRANT - 34371

	FY 2007 ACTUAL	FY 2008 ACTUAL	FY 2009 BUDGET	FY 2010 APPROVED
	\$ -	\$ -	\$ -	\$ -
<b>TOTAL - REVENUE</b>	<b>\$ -</b>	<b>\$ -</b>	<b>\$ -</b>	<b>\$ -</b>
<b>EXPENDITURES</b>				
Operating Expenses	\$ 1,478	\$ 6,534	\$ -	\$ -
Capital Outlay	-	7,715	-	-
<b>TOTAL - EXPENDITURES</b>	<b>\$ 1,478</b>	<b>\$ 14,249</b>	<b>\$ -</b>	<b>\$ -</b>

FUND: AIRPORT/INDUSTRIAL PARK - 4311  
 FUNCTION: TRANSPORTATION - 54010  
 DEPARTMENT: AIRPORT OPERATIONS - 94201  
 DIVISION: FPN404890 AIRPORT INFRASTRUCTURE GRANT - 34372

	FY 2007 ACTUAL	FY 2008 ACTUAL	FY 2009 BUDGET	FY 2010 APPROVED
	\$ 8,478	\$ 484,555	\$ 172,453	\$ -
<b>TOTAL - REVENUE</b>	<b>\$ 8,478</b>	<b>\$ 484,555</b>	<b>\$ 172,453</b>	<b>\$ -</b>
<b>EXPENDITURES</b>				
Capital Outlay	\$ 10,598	\$ 605,694	\$ 172,453	\$ -
<b>TOTAL - EXPENDITURES</b>	<b>\$ 10,598</b>	<b>\$ 605,694</b>	<b>\$ 172,453</b>	<b>\$ -</b>

FUND: AIRPORT/INDUSTRIAL PARK - 4311  
 FUNCTION: TRANSPORTATION - 54010  
 DEPARTMENT: AIRPORT OPERATIONS - 94201  
 DIVISION: FPN403065 AIRPORT RAIL PHASE 3 GRANT - 34382

	FY 2007 ACTUAL	FY 2008 ACTUAL	FY 2009 BUDGET	FY 2010 APPROVED
	\$ 28,901	\$ -	\$ -	\$ -
<b>TOTAL - REVENUE</b>	<b>\$ 28,901</b>	<b>\$ -</b>	<b>\$ -</b>	<b>\$ -</b>
<b>EXPENDITURES</b>				
Operating Expenses	\$ -	\$ 37,002	\$ -	\$ -
Capital Outlay	79,428	-	-	-
<b>TOTAL - EXPENDITURES</b>	<b>\$ 79,428</b>	<b>\$ 37,002</b>	<b>\$ -</b>	<b>\$ -</b>

FUND: AIRPORT/INDUSTRIAL PARK - 4311  
 FUNCTION: TRANSPORTATION - 54010  
 DEPARTMENT: AIRPORT OPERATIONS - 94201  
 DIVISION: GASB 34 FPN410192-REPAIR NAVIGATION GRANT - 34389

	FY 2007 ACTUAL	FY 2008 ACTUAL	FY 2009 BUDGET	FY 2010 APPROVED
TOTAL - REVENUE	\$ -	\$ -	\$ -	\$ -
EXPENDITURES				
Operating Expenses	\$ 13,656	\$ 13,656	\$ -	\$ -
TOTAL - EXPENDITURES	\$ 13,656	\$ 13,656	\$ -	\$ -

FUND: AIRPORT/INDUSTRIAL PARK - 4311  
 FUNCTION: TRANSPORTATION - 54010  
 DEPARTMENT: AIRPORT OPERATIONS - 94201  
 DIVISION: FPN 406598 AIRPORT CONSTRUCTION RAIL PARK GRANT - 34391

	FY 2007 ACTUAL	FY 2008 ACTUAL	FY 2009 BUDGET	FY 2010 APPROVED
TOTAL - REVENUE	\$ -	\$ -	\$ -	\$ -
EXPENDITURES				
Operating Expenses	\$ 9,882	\$ 9,882	\$ -	\$ -
TOTAL - EXPENDITURES	\$ 9,882	\$ 9,882	\$ -	\$ -

FUND: AIRPORT/INDUSTRIAL PARK - 4311  
 FUNCTION: TRANSPORTATION - 54010  
 DEPARTMENT: AIRPORT OPERATIONS - 94201  
 DIVISION: FPN406599 AIRPORT ROAD/RAIL DEVELOPMENT GRANT - 34392

	FY 2007 ACTUAL	FY 2008 ACTUAL	FY 2009 BUDGET	FY 2010 APPROVED
TOTAL - REVENUE	\$ 870,534	\$ 106,740	\$ -	\$ -
EXPENDITURES				
Capital Outlay	\$ 1,155,589	\$ 984,486	\$ -	\$ -
TOTAL - EXPENDITURES	\$ 1,155,589	\$ 984,486	\$ -	\$ -

FUND: AIRPORT/INDUSTRIAL PARK - 4311  
 FUNCTION: TRANSPORTATION - 54010  
 DEPARTMENT: AIRPORT OPERATIONS - 94201  
 DIVISION: FPN412425 AIRPORT TAXIWAY APRON GRANT - 34393

	FY 2007 ACTUAL	FY 2008 ACTUAL	FY 2009 BUDGET	FY 2010 APPROVED
TOTAL - REVENUE	\$ 50,000	\$ -	\$ 250,000	\$ 200,000
EXPENDITURES				
Capital Outlay	\$ -	\$ -	\$ 250,000	\$ 200,000
TOTAL - EXPENDITURES	\$ -	\$ -	\$ 250,000	\$ 200,000

FUND: AIRPORT/INDUSTRIAL PARK - 4311  
 FUNCTION: TRANSPORTATION - 54010  
 DEPARTMENT: AIRPORT OPERATIONS - 94201  
 DIVISION: FPN410191 AIRPORT DESIGN/CONSTRUCTION TAXIWAY GRANT - 34394

	FY 2007 ACTUAL	FY 2008 ACTUAL	FY 2009 BUDGET	FY 2010 APPROVED
TOTAL - REVENUE	\$ 30,000	\$ 30,000	\$ 300,000	\$ 300,000
EXPENDITURES				
Capital Outlay	\$ -	\$ -	\$ 300,000	\$ 300,000
TOTAL - EXPENDITURES	\$ -	\$ -	\$ 300,000	\$ 300,000

FUND: AIRPORT/INDUSTRIAL PARK - 4311  
 FUNCTION: TRANSPORTATION - 54010  
 DEPARTMENT: AIRPORT OPERATIONS - 94201  
 DIVISION: FPN406599B-AYERS TIE IN GRANT - 34395

	FY 2007 ACTUAL	FY 2008 ACTUAL	FY 2009 BUDGET	FY 2010 APPROVED
TOTAL - REVENUE	\$ -	\$ 21,093	\$ 1,933,564	\$ 900,000
EXPENDITURES				
Capital Outlay	\$ -	\$ 21,093	\$ 1,933,564	\$ 900,000
TOTAL - EXPENDITURES	\$ -	\$ 21,093	\$ 1,933,564	\$ 900,000

FUND: AIRPORT/INDUSTRIAL PARK - 4311  
 FUNCTION: TRANSPORTATION - 54010  
 DEPARTMENT: AIRPORT OPERATIONS - 94201  
 DIVISION: AP-CDBG-ED-RAILPARK CONSTRUCTION GRANT - 35095

	FY 2007 ACTUAL	FY 2008 ACTUAL	FY 2009 BUDGET	FY 2010 APPROVED
<b>TOTAL - REVENUE</b>	\$ 131,154	\$ -	\$ -	\$ -
<b>EXPENDITURES</b>				
Operating Expenses	\$ 38,274	\$ 34,756	\$ -	\$ -
Capital Outlay	113,146	-	-	-
<b>TOTAL - EXPENDITURES</b>	\$ 151,420	\$ 34,756	\$ -	\$ -

# INTERNAL FUNDS

# **INTERNAL FUNDS**

## **General Government**

**FUND:** CENTRAL FUELING SYSTEM - 5011  
**FUNCTION:** GENERAL GOVERNMENT - 51010  
**DEPARTMENT:** FLEET OPERATIONS - 91904  
**DIVISION:** CENTRAL FUELING SYSTEM - 08011

**MISSION STATEMENT:**

The mission of the Central Fueling division is to ensure that an adequate supply of fuel is available to keep the County's fleet operational.

	FY 2007 ACTUAL	FY 2008 ACTUAL	FY 2009 BUDGET	FY 2010 APPROVED
<b>TOTAL - REVENUE</b>	\$ 1,883,749	\$ 2,508,687	\$ 3,421,134	\$ 1,535,400
<b>EXPENDITURES</b>				
Personnel Services	\$ 78,234	\$ 99,143	\$ 104,352	\$ 31,326
Operating Expenses	1,775,760	2,278,117	3,239,456	1,363,497
Capital Outlay	-	-	19,337	-
Transfers and Reserves	-	-	57,990	140,577
<b>TOTAL - EXPENDITURES</b>	\$ 1,853,994	\$ 2,377,260	\$ 3,421,134	\$ 1,535,400
<b>AUTHORIZED PERSONNEL</b>	<b>2.00</b>	<b>2.00</b>	<b>2.00</b>	<b>0.55</b>

**FUND:** RISK MANAGEMENT - 5021  
**FUNCTION:** GENERAL GOVERNMENT - 51010  
**DEPARTMENT:** RISK MANAGEMENT - 91901  
**DIVISION:** RISK MANAGEMENT - 08151

**MISSION STATEMENT:**

The mission of Risk Management is to protect Hernando County's assets from the chance of financial loss and risk exposure for the citizens of Hernando County to be able to benefit in the great wealth and resources of Hernando County for generations to come.

	FY 2007 ACTUAL	FY 2008 ACTUAL	FY 2009 BUDGET	FY 2010 APPROVED
<b>TOTAL - REVENUE</b>	\$ 3,584,089	\$ 3,322,010	\$ 6,119,191	\$ 3,915,229
<b>EXPENDITURES</b>				
Personnel Services	\$ 148,799	\$ 182,652	\$ 208,174	\$ 103,440
Operating Expenses	3,259,782	3,027,230	3,767,163	2,764,405
Capital Outlay	1,747	-	-	-
Transfers and Reserves	100,000	300,000	2,143,854	1,047,384
<b>TOTAL - EXPENDITURES</b>	\$ 3,510,328	\$ 3,509,881	\$ 6,119,191	\$ 3,915,229
<b>AUTHORIZED PERSONNEL</b>	<b>2.35</b>	<b>2.50</b>	<b>2.75</b>	<b>1.54</b>

**FUND:** RISK MANAGEMENT DEDUCTIBLE RESERVES - 5022  
**FUNCTION:** GENERAL GOVERNMENT - 51010  
**DEPARTMENT:** RISK MANAGEMENT - 91901  
**DIVISION:** RISK MANAGEMENT DEDUCT RESERVES - 08152

	FY 2007 ACTUAL	FY 2008 ACTUAL	FY 2009 BUDGET	FY 2010 APPROVED
<b>TOTAL - REVENUE</b>	\$ 207,147	\$ 307,851	\$ 522,609	\$ 536,473
	<hr/>	<hr/>	<hr/>	<hr/>
<b>TOTAL - REVENUE</b>	\$ 207,147	\$ 307,851	\$ 522,609	\$ 536,473
<b>EXPENDITURES</b>				
Operating Expenses	\$ -	\$ -	\$ 4,136	\$ 20,000
Transfer and Reserves	-	-	518,473	516,473
<b>TOTAL - EXPENDITURES</b>	<hr/>	<hr/>	<hr/>	<hr/>
<b>TOTAL - EXPENDITURES</b>	\$ -	\$ -	\$ 522,609	\$ 536,473

**FUND:** WORKER'S COMPENSATION SELF INSURANCE - 5031  
**FUNCTION:** GENERAL GOVERNMENT - 51010  
**DEPARTMENT:** WORKER'S COMPENSATION SELF INSURANCE - 91905  
**DIVISION:** WORKER'S COMPENSATION SELF INSURANCE - 08101

**MISSION STATEMENT:**

The mission of the Workers Compensation Division is to actively promote safety and wellness awareness, facilitate the processing of injured employees Workers Compensation claims and ensure that professional medical treatment is provided for the injured employee to work in a timely manner.

	FY 2007 ACTUAL	FY 2008 ACTUAL	FY 2009 BUDGET	FY 2010 APPROVED
<b>TOTAL - REVENUE</b>	\$ 1,713,465	\$ 1,630,952	\$ 6,802,040	\$ 6,810,034
<b>EXPENDITURES</b>				
Personnel Services	\$ 138,417	\$ 111,953	\$ 145,766	\$ 137,481
Operating Expenses	777,874	3,786,398	967,911	980,000
Capital Outlay	-	-	18,873	-
Transfers and Reserves	238	-	5,669,490	5,692,553
<b>TOTAL - EXPENDITURES</b>	\$ 916,529	\$ 3,898,351	\$ 6,802,040	\$ 6,810,034
<b>AUTHORIZED PERSONNEL</b>	<b>1.75</b>	<b>1.75</b>	<b>1.75</b>	<b>1.75</b>

**FUND:** COPIER SERVICE - 5051  
**FUNCTION:** GENERAL GOVERNMENT - 51010  
**DEPARTMENT:** COPIER SERVICE - 91306  
**DIVISION:** COPIER SERVICE - 08171

	FY 2007 ACTUAL	FY 2008 ACTUAL	FY 2009 BUDGET	FY 2010 APPROVED
<b>TOTAL - REVENUE</b>	\$ 41,904	\$ 35,318	\$ 107,062	\$ -
	<b>\$ 41,904</b>	<b>\$ 35,318</b>	<b>\$ 107,062</b>	<b>\$ -</b>
<b>EXPENDITURES</b>				
Personnel Services	\$ 27,661	\$ 21,118	\$ 24,125	\$ -
Operating Expenses	31,919	23,859	30,910	-
Transfers and Reserves	-	-	52,027	-
<b>TOTAL - EXPENDITURES</b>	<b>\$ 59,580</b>	<b>\$ 44,976</b>	<b>\$ 107,062</b>	<b>\$ -</b>
<b>AUTHORIZED PERSONNEL</b>	<b>1.00</b>	<b>1.00</b>	<b>1.00</b>	<b>0.00</b>

**FUND:** VEHICLE MAINTENANCE - 5071  
**FUNCTION:** GENERAL GOVERNMENT - 51010  
**DEPARTMENT:** FLEET OPERATIONS - 91904  
**DIVISION:** VEHICLE MAINTENANCE - 08021

**MISSION STATEMENT:**

The mission of the Vehicle Maintenance Division is to maintain the long-term value of the fleet investment in Hernando County by providing responsive, effective, and efficient fleet services to internal customers. Vehicles and equipment returned to customers shall be safe, reliable, and environmentally sound.

	FY 2007 ACTUAL	FY 2008 ACTUAL	FY 2009 BUDGET	FY 2010 APPROVED
<b>TOTAL - REVENUE</b>	\$ 2,051,348	\$ 1,983,246	\$ 2,504,074	\$ 2,283,920
<b>EXPENDITURES</b>				
Personnel Services	\$ 596,353	\$ 600,343	\$ 643,814	\$ 635,993
Operating Expenses	1,478,261	1,269,006	1,391,618	1,278,171
Capital Outlay	6,603	2,310	5,000	-
Debt Services	-	-	7,500	14,000
Transfers and Reserves	112,459	108,109	456,142	355,756
<b>TOTAL - EXPENDITURES</b>	\$ 2,193,676	\$ 1,979,768	\$ 2,504,074	\$ 2,283,920
<b>AUTHORIZED PERSONNEL</b>	11.75	11.25	11.00	11.95

**FUND:** FLEET REPLACEMENT PROGRAM - 5081  
**FUNCTION:** GENERAL GOVERNMENT - 51010  
**DEPARTMENT:** FLEET OPERATIONS - 91904  
**DIVISION:** FLEET REPLACEMENT PROGRAM - 08031

**MISSION STATEMENT:**

The mission of the Fleet Replacement Program is to manage the County's fleet in order to maximize operational effectiveness of the fleet while controlling costs.

	FY 2007 ACTUAL	FY 2008 ACTUAL	FY 2009 BUDGET	FY 2010 APPROVED
<b>TOTAL - REVENUE</b>	\$ 3,735,889	\$ 2,593,478	\$ 3,967,467	\$ 3,136,280
<b>EXPENDITURES</b>				
Personnel Services	\$ 66,417	\$ 35,582	\$ 45,767	\$ 47,583
Operating Expenses	2,169,808	2,044,038	856,747	887,533
Capital Outlay	1,982,157	1,030,145	2,683,080	1,430,000
Debt Services	110,091	51,604	28,137	28,100
Transfers and Reserves	1,903,899	800,663	353,736	743,064
<b>TOTAL - EXPENDITURES</b>	\$ 6,232,372	\$ 3,962,032	\$ 3,967,467	\$ 3,136,280
<b>AUTHORIZED PERSONNEL</b>	0.75	0.75	1.00	0.75

# TRUST FUNDS

# **TRUST FUNDS**

## **Public Safety**

**FUND:** SPRING HILL FIRE RESCUE/EMERGENCY MEDICAL SERVICES DISTRICT TAXES - 61161  
**FUNCTION:** PUBLIC SAFETY - 52010  
**DEPARTMENT:** SPRING HILL FIRE RESCUE - EMGERNCY/DISASTERS - 92503  
**DIVISION:** SPRING HILL FIRE RESCUE/EMERGENCY MEDICAL SERVICES DISTRICT TAXES - 61161

	FY 2007 ACTUAL	FY 2008 ACTUAL	FY 2009 BUDGET	FY 2010 APPROVED
<b>TOTAL - REVENUE</b>	\$ -	\$ -	\$ -	\$ 7,994,520
	<hr/>	<hr/>	<hr/>	<hr/>
<b>EXPENDITURES</b>				
Transfers and Reserves	\$ -	\$ -	\$ -	\$ 7,994,520
<b>TOTAL - EXPENDITURES</b>	\$ -	\$ -	\$ -	\$ 7,994,520